



US00D655859S

(12) **United States Design Patent**
Goldring

(10) **Patent No.:** **US D655,859 S**
(45) **Date of Patent:** **** Mar. 13, 2012**

(54) **LIGHT FIXTURE**

(76) **Inventor:** **Adam William Goldring**, St Helena,
CA (US)

(**) **Term:** **14 Years**

(21) **Appl. No.:** **29/391,560**

(22) **Filed:** **May 10, 2011**

(51) **LOC (9) Cl.** **26-99**

(52) **U.S. Cl.** **D26/118**

(58) **Field of Classification Search** D26/38,
D26/36, 46, 73, 76, 81, 84, 88, 118, 138,
D26/120, 13, 154, 155, 145, 86, 87, 85, 142,
D26/61, 24, 93, 92, 153, 91, 89, 74, 121,
D26/122, 71, 110, 105, 111, 131, 83, 80,
D26/1, 2, 3, 4, 5, 26, 123, 125, 128, 63, 62,
D26/64, 65, 41, 69, 139, 152, 150, 151, 141,
D26/143, 144, 51, 140; 362/269, 648, 238,
362/111, 105, 86, 373, 294, 362, 297, 346,
362/341, 356, 352, 433, 404, 235, 240, 249.01–249.11,
362/321, 287, 374, 427, 190, 281, 324, 272,
362/244, 555, 147, 348, 263, 350; D10/11,
D10/114.1; D22/108; 42/146, 117, 114,
42/115, 116, 142, 1.01; 439/110; 403/92,
403/97; 285/69, 78, 65; 257/89; D16/221;
D13/110, 133, 134, 179, 180, 182; 160/332;
D11/90, 89, 121, 125, 131; D25/119, 124,
D25/125, 138; D23/386; D8/373, 354, 349,
D8/389, 382, 363, 356, 377

See application file for complete search history.

(56) **References Cited**

U.S. PATENT DOCUMENTS

831,311 A 9/1906 Strootman et al.
1,022,740 A * 4/1912 Hubbell 362/378

55,430 A 6/1920 Ohm
D62,113 S 3/1923 Yokel
D63,185 S 10/1923 Kohler
D71,231 S 10/1926 Watral
D78,996 S * 7/1929 Zweig D26/129
D85,069 S * 9/1931 Webster, Jr. D26/105
D98,886 S * 3/1936 Petzold D26/105
2,513,565 A 7/1950 Johnson
D163,508 S 6/1951 Anger
D186,546 S * 11/1959 Aakervik D26/111
D187,335 S * 3/1960 Engel et al. D26/110
D191,626 S * 10/1961 Heckman D26/136
3,115,310 A 12/1963 Hofman
D203,291 S * 12/1965 Bell D26/137
D207,019 S 2/1967 Jones
D218,846 S 9/1970 Wolff
D226,217 S 1/1973 Anderson
D240,156 S * 6/1976 Von Serda D26/128

(Continued)

Primary Examiner — Kevin Rudzinski

(74) *Attorney, Agent, or Firm* — Joseph T Regard Ltd plc

(57) **CLAIM**

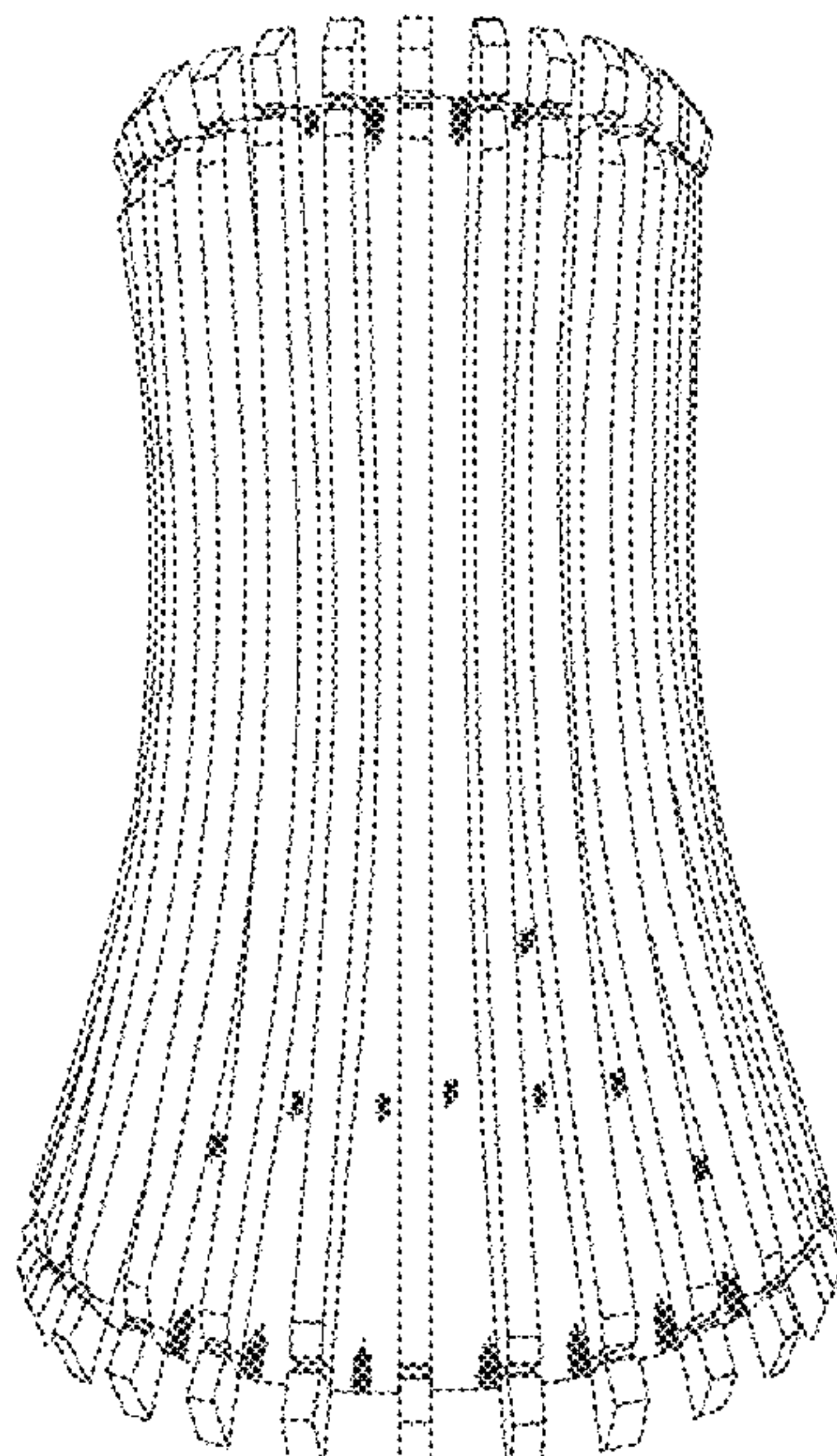
The ornamental design for a light fixture, as shown and described.

DESCRIPTION

FIG. 1 is a perspective view of the design of the present invention;
FIG. 2 is a side view of the design of the present invention;
FIG. 3 is a top view of the design of the present invention;
FIG. 4 is a bottom end view of the design of the present invention; and,
FIG. 5 is a partial, side, close-up view of the invention taken along line 5-5 in FIG. 3.

The broken line or phantom showing of line structure is included for the purpose of illustrating non-claimed subject matter, and forms no part of the claimed design.

1 Claim, 4 Drawing Sheets



US D655,859 S

Page 2

U.S. PATENT DOCUMENTS

D243,472 S *	2/1977	Leung	D26/137	D532,146 S *	11/2006	Crosby	D26/118
D374,302 S *	10/1996	Lara	D26/110	D532,147 S *	11/2006	Crosby	D26/118
D384,222 S *	9/1997	Cheng	D6/403	D557,445 S *	12/2007	Blum et al.	D26/88
D389,948 S *	1/1998	Chang	D26/110	D586,496 S *	2/2009	Flindt	D26/118
D404,810 S *	1/1999	Liu	D23/411	D597,245 S *	7/2009	Trumble et al.	D26/90
6,047,931 A *	4/2000	Flanagan et al.	248/127	D604,007 S *	11/2009	Silver	D26/88
D426,669 S *	6/2000	Nicholas	D26/131	D604,452 S *	11/2009	Smith	D26/118
D430,325 S *	8/2000	Milicia	D26/81	D612,531 S	3/2010	Smith		
6,398,390 B1 *	6/2002	Schacht	362/356	D621,991 S *	8/2010	Schnitzer	D26/110
6,439,747 B1 *	8/2002	Liu et al.	362/352	D633,246 S *	2/2011	Urquiola	D26/85
D498,017 S *	11/2004	Elliott	D26/88	8,011,812 B2 *	9/2011	Schnitzer	362/326

* cited by examiner

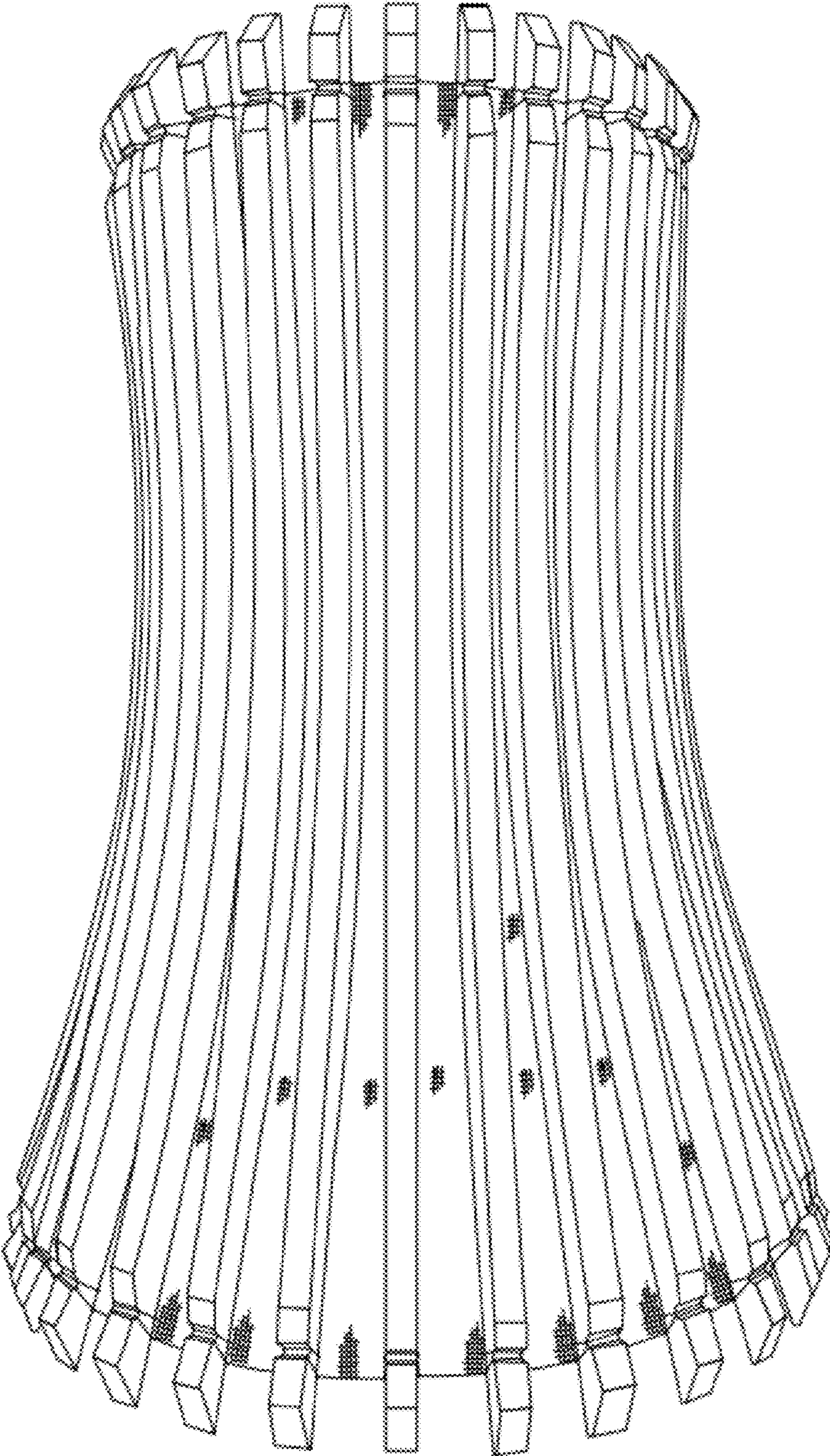


FIG. 1

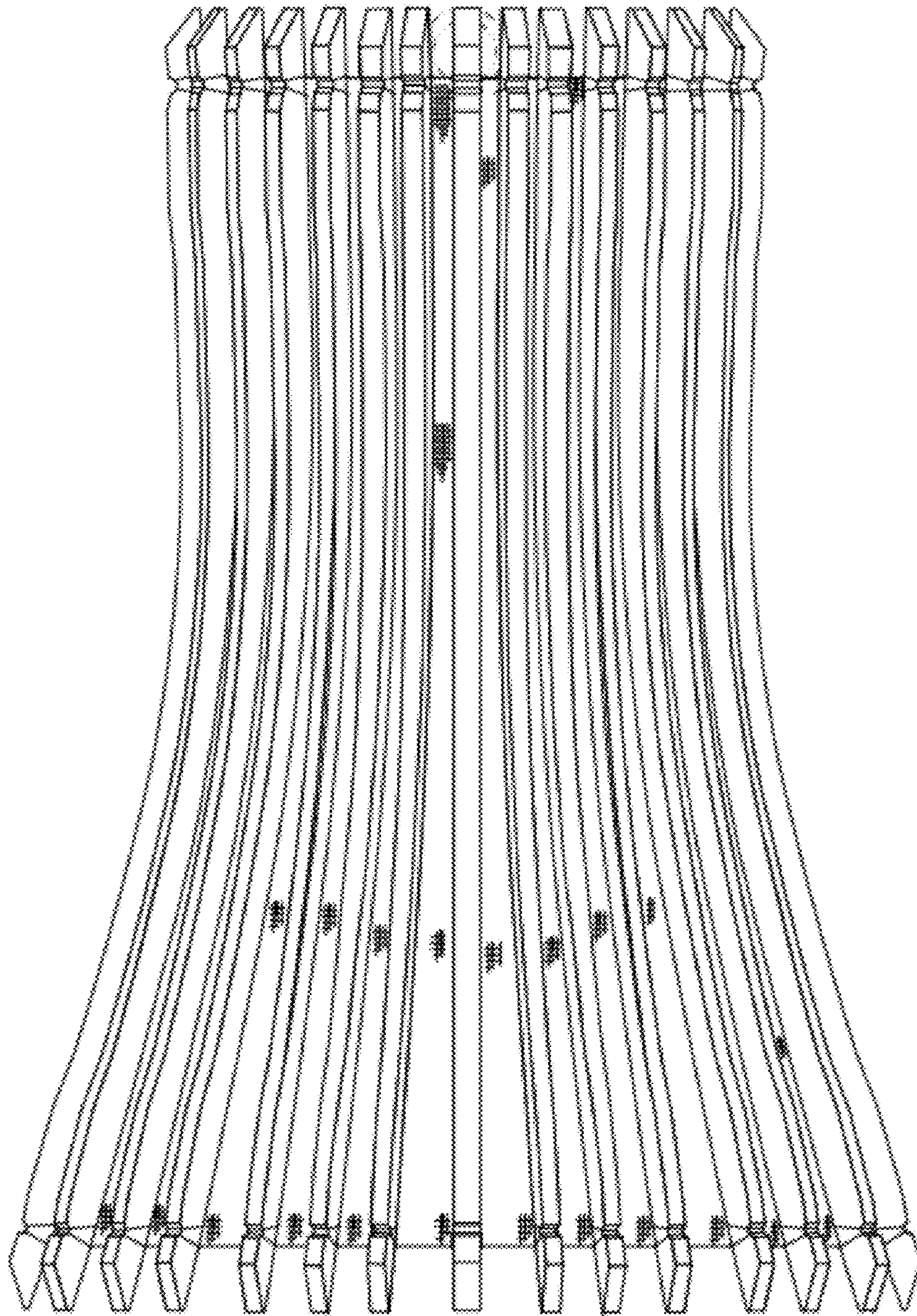


FIG. 2

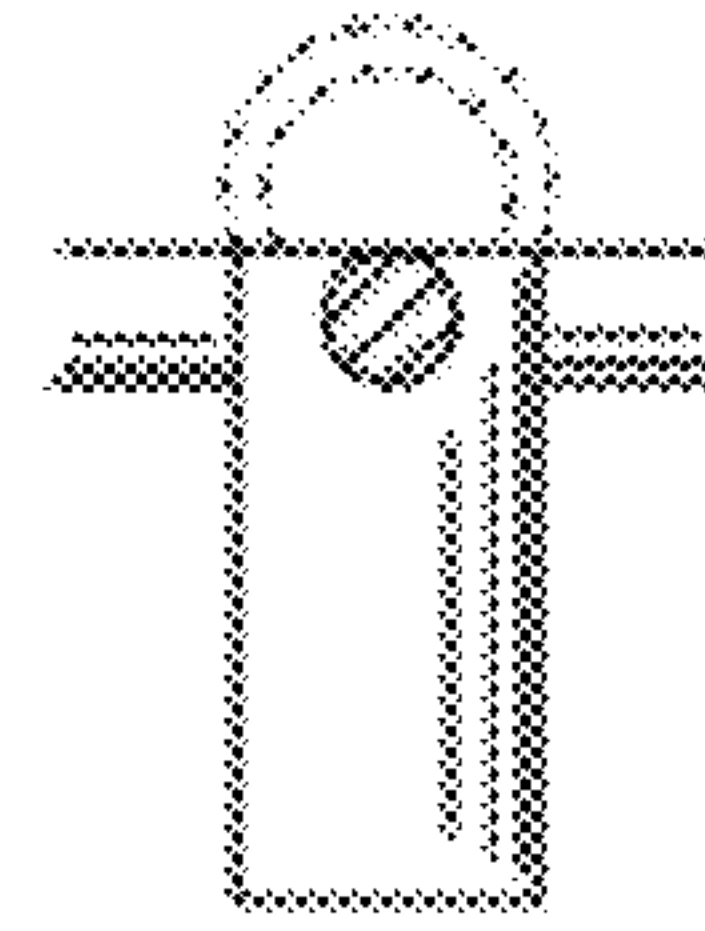


FIG. 5

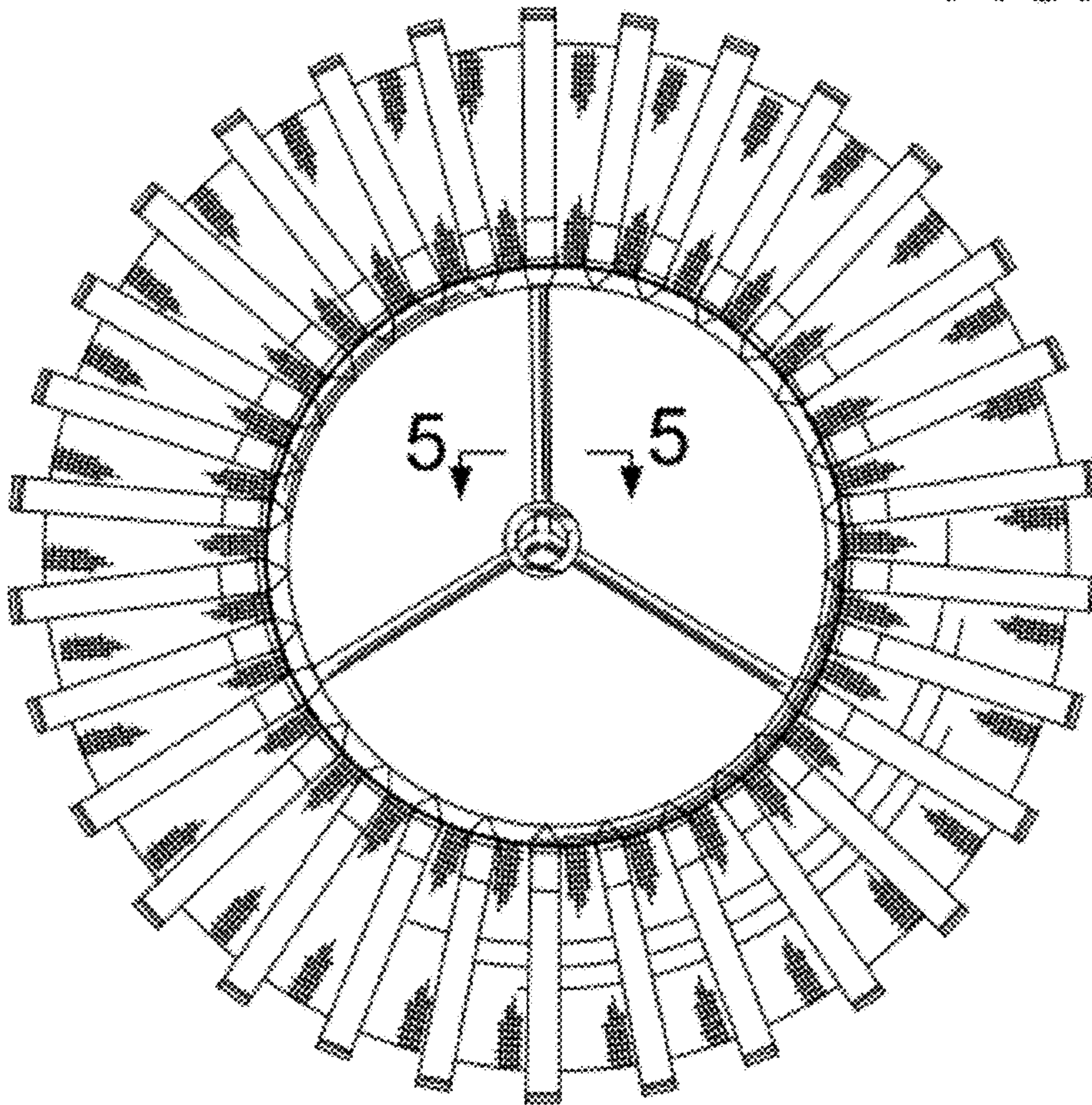


FIG. 3




FIG. 4