



US00D655858S

(12) **United States Design Patent**
Sabernig

(10) **Patent No.:** **US D655,858 S**
(45) **Date of Patent:** **** Mar. 13, 2012**

(54) **LIGHT FIXTURE**

(75) Inventor: **Robert Sabernig**, Munster (AT)

(73) Assignee: **EGLO Leuchten GmbH**, Innsbruck (AT)

(**) Term: **14 Years**

(21) Appl. No.: **29/392,085**

(22) Filed: **May 17, 2011**

(51) **LOC (9) Cl.** **26-99**

(52) **U.S. Cl.** **D26/113; D26/83**

(58) **Field of Classification Search** D26/76,
D26/80-86, 89, 113; 362/147, 404-408,
362/432

See application file for complete search history.

(56) **References Cited**

U.S. PATENT DOCUMENTS

D152,889 S *	3/1949	Kuhler	D26/85
2,790,894 A *	4/1957	Zingone	362/429
D212,722 S *	11/1968	Kahn	D26/76
3,745,327 A *	7/1973	Lowery et al.	362/227
4,385,346 A *	5/1983	Spicer	362/382
D374,737 S *	10/1996	Can	D26/80
D570,004 S *	5/2008	Hawkins et al.	D26/80
D578,246 S *	10/2008	Levine	D26/113
D578,703 S *	10/2008	Levine	D26/113
D582,601 S *	12/2008	Levine	D26/113
D613,896 S *	4/2010	Chandler	D26/86
D620,174 S *	7/2010	Sabernig	D26/83

OTHER PUBLICATIONS

All Pannelli vanity fixtures shown on p. 29 of the Alico Industries Catalog © 2008.(2 pages includes rear cover of catalog).*

* cited by examiner

Primary Examiner — Clare E Heflin

(74) *Attorney, Agent, or Firm* — Baker & McKenzie LLP

(57) **CLAIM**

The ornamental design for a light fixture, as shown and described.

DESCRIPTION

FIG. 1 is a perspective view of a light fixture in accordance with my design;

FIG. 2 is a top plan view of the light fixture in accordance with my design;

FIG. 3 is a bottom plan view of the light fixture in accordance with my design;

FIG. 4 is a front elevation view of the light fixture in accordance with my design, the opposite view being a mirror image of that shown; and,

FIG. 5 is a side elevation view of the light fixture in accordance with my design, the opposite view being a mirror image of that shown.

The portions of the light fixture shown broken away in FIGS. 1-4 are to depict nonspecific length.

The broken-line disclosure of elements is understood to represent portions of the article in which the design is embodied, but which form no part of the claimed design.

1 Claim, 1 Drawing Sheet

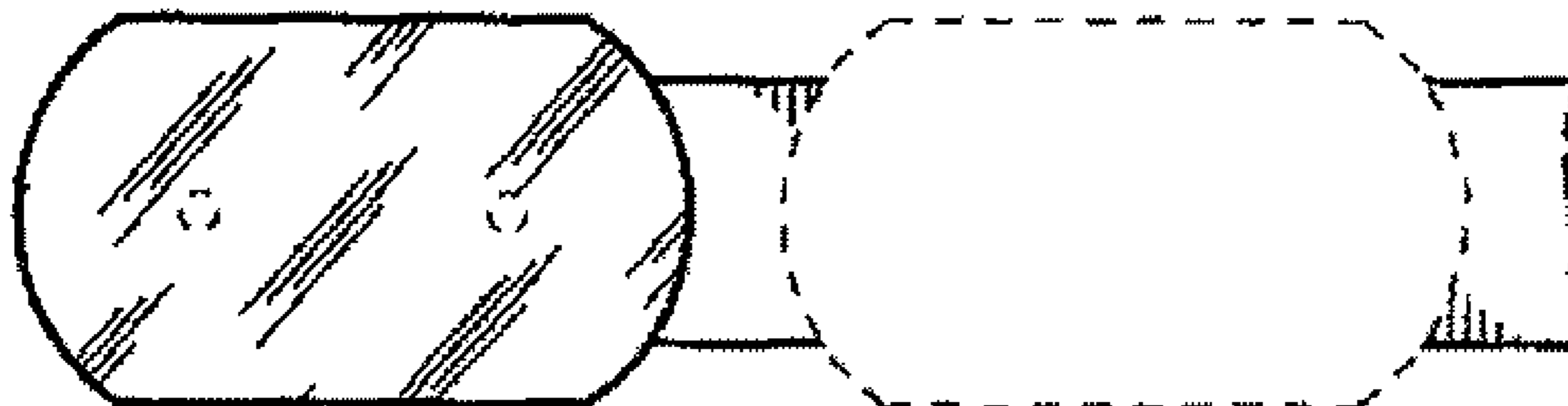





Fig.1

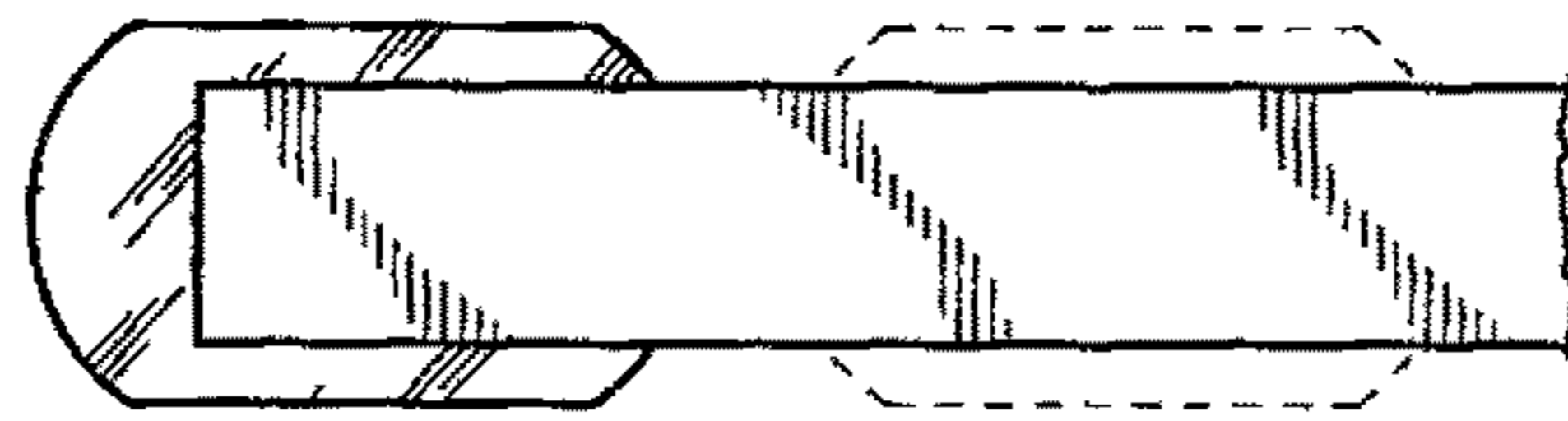


Fig.2

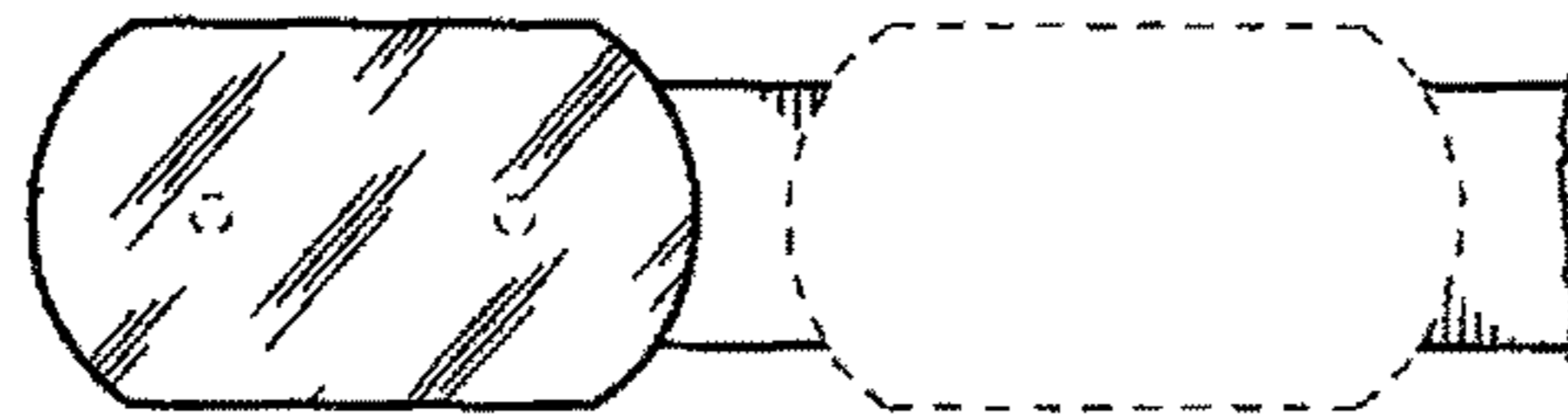


Fig.3

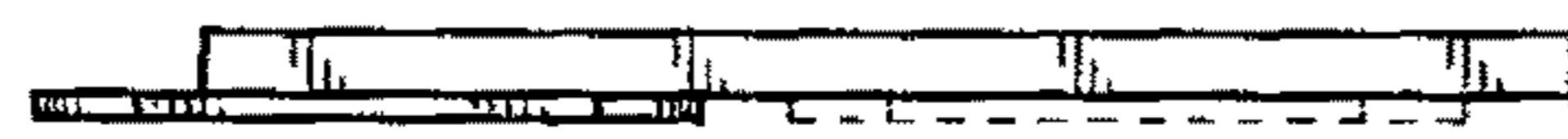


Fig.4




Fig.5