



US00D655850S

(12) **United States Design Patent**  
**Sabernig**

(10) **Patent No.:** **US D655,850 S**

(45) **Date of Patent:** **\*\* Mar. 13, 2012**

(54) **LIGHT FIXTURE**

(75) Inventor: **Robert Sabernig**, Munster (AT)

(73) Assignee: **EGLO Leuchten GmbH**, Innsbruck (AT)

(\*\*) Term: **14 Years**

(21) Appl. No.: **29/389,082**

(22) Filed: **Apr. 6, 2011**

(51) **LOC (9) Cl.** ..... **26-03**

(52) **U.S. Cl.** ..... **D26/85; D26/89**

(58) **Field of Classification Search** ..... D26/72,  
D26/79, 80, 83, 85, 86, 88, 89, 91, 120, 134-136;  
362/147, 294, 351, 356, 453-457, 404-408,  
362/432

See application file for complete search history.

(56) **References Cited**

**U.S. PATENT DOCUMENTS**

D107,877	S	*	1/1938	Levy	.....	D26/89
2,255,431	A	*	9/1941	Marden et al.	.....	362/253
D151,631	S	*	11/1948	Gomberg	.....	D26/79
D349,778	S	*	8/1994	Johnson et al.	.....	D26/86
D464,164	S	*	10/2002	Thompson	.....	D26/89
D498,871	S	*	11/2004	Benensohn	.....	D26/89
D501,573	S	*	2/2005	Benensohn	.....	D26/89
D596,336	S	*	7/2009	Sabernig	.....	D26/88

D607,600	S	*	1/2010	Keith	.....	D26/85
D628,737	S	*	12/2010	van den Akker	.....	D26/89
D633,644	S	*	3/2011	Sprengers	.....	D26/89

**OTHER PUBLICATIONS**

Sonneman "Discus" 14½" and 17" surface ceiling light fixtures; and Sonneman "Orion" semi-flushmount 30" ceiling light fixture. Both found at eurostylelighting.com visited Aug. 5, 2010. (2 pages).\*

"Slide" wall or ceiling wet location 4½" wide light fixture. Found at eurostylelighting.com visited Aug. 5, 2010.\*

"Industrial" 16" wide ceiling light fixture. Found at eurostylelighting.com visited Aug. 5, 2010.\*

"Disk" collection energy star 10½" wide ceiling light. Found at eurostylelighting.com visited Aug. 5, 2010.\*

\* cited by examiner

*Primary Examiner* — Clare E Heflin

(74) *Attorney, Agent, or Firm* — Baker & McKenzie LLP

(57) **CLAIM**

The ornamental design for a light fixture, as shown and described.

**DESCRIPTION**

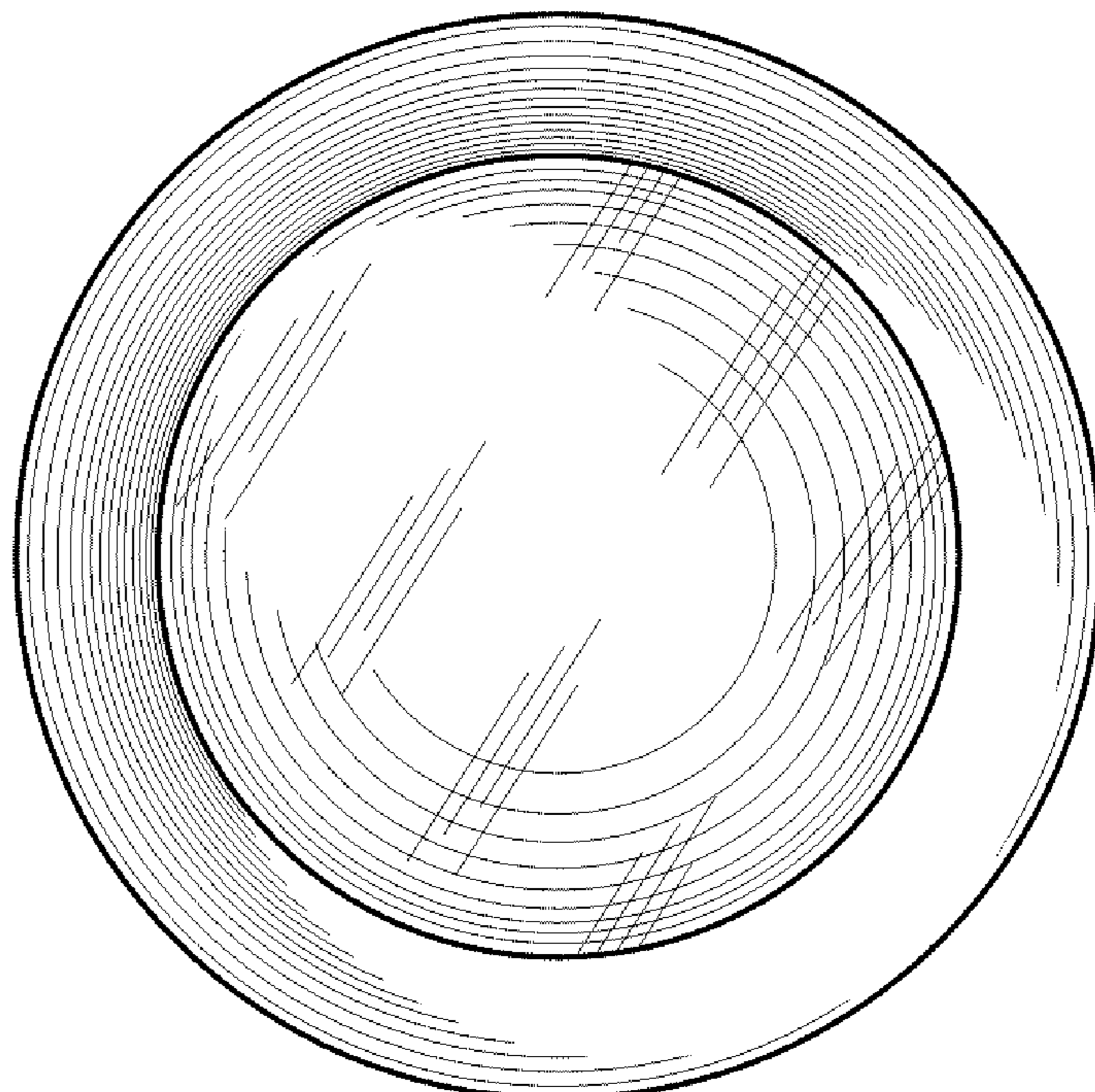
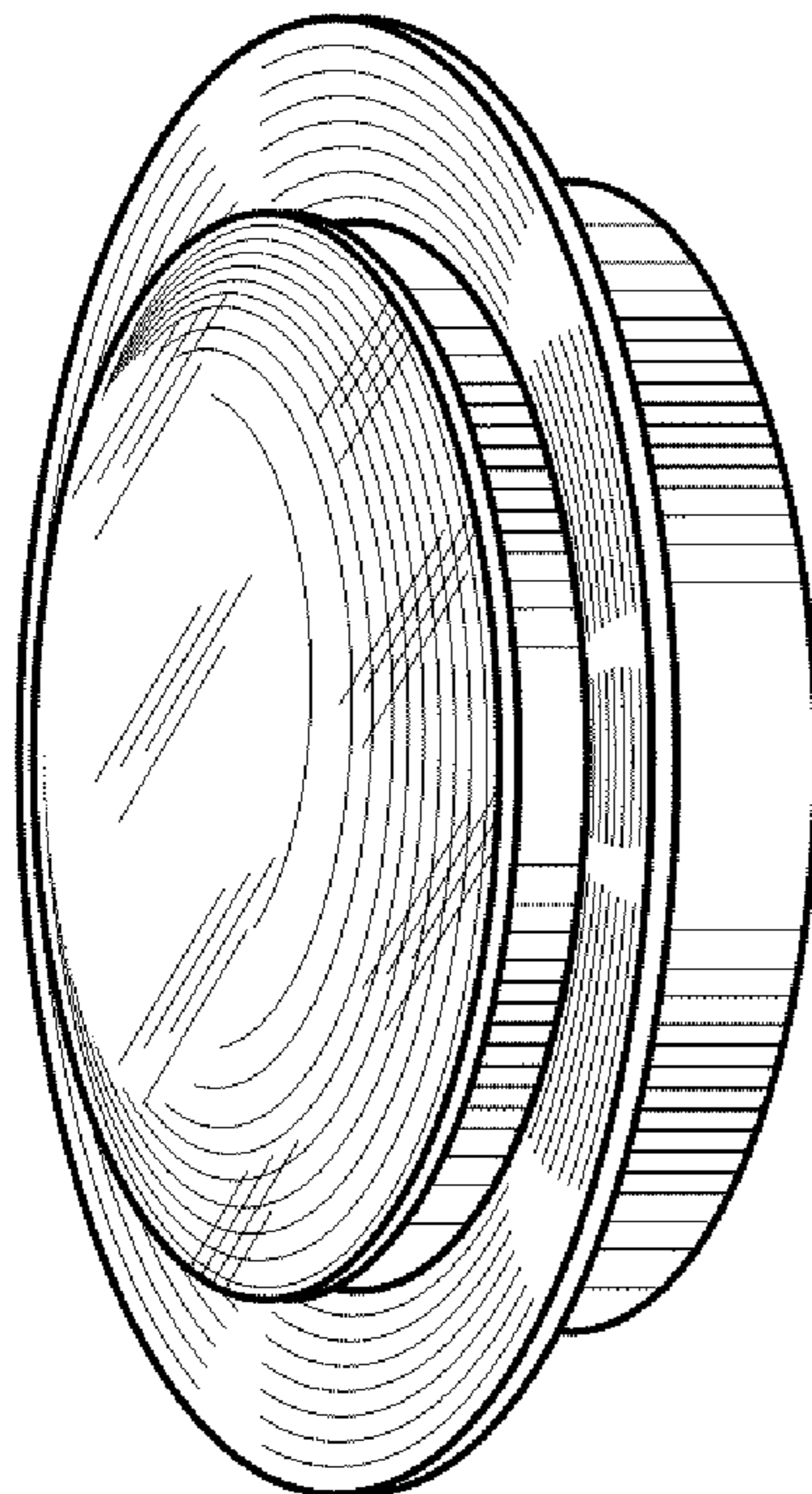
FIG. 1 is a perspective view of a light fixture in accordance with my design;

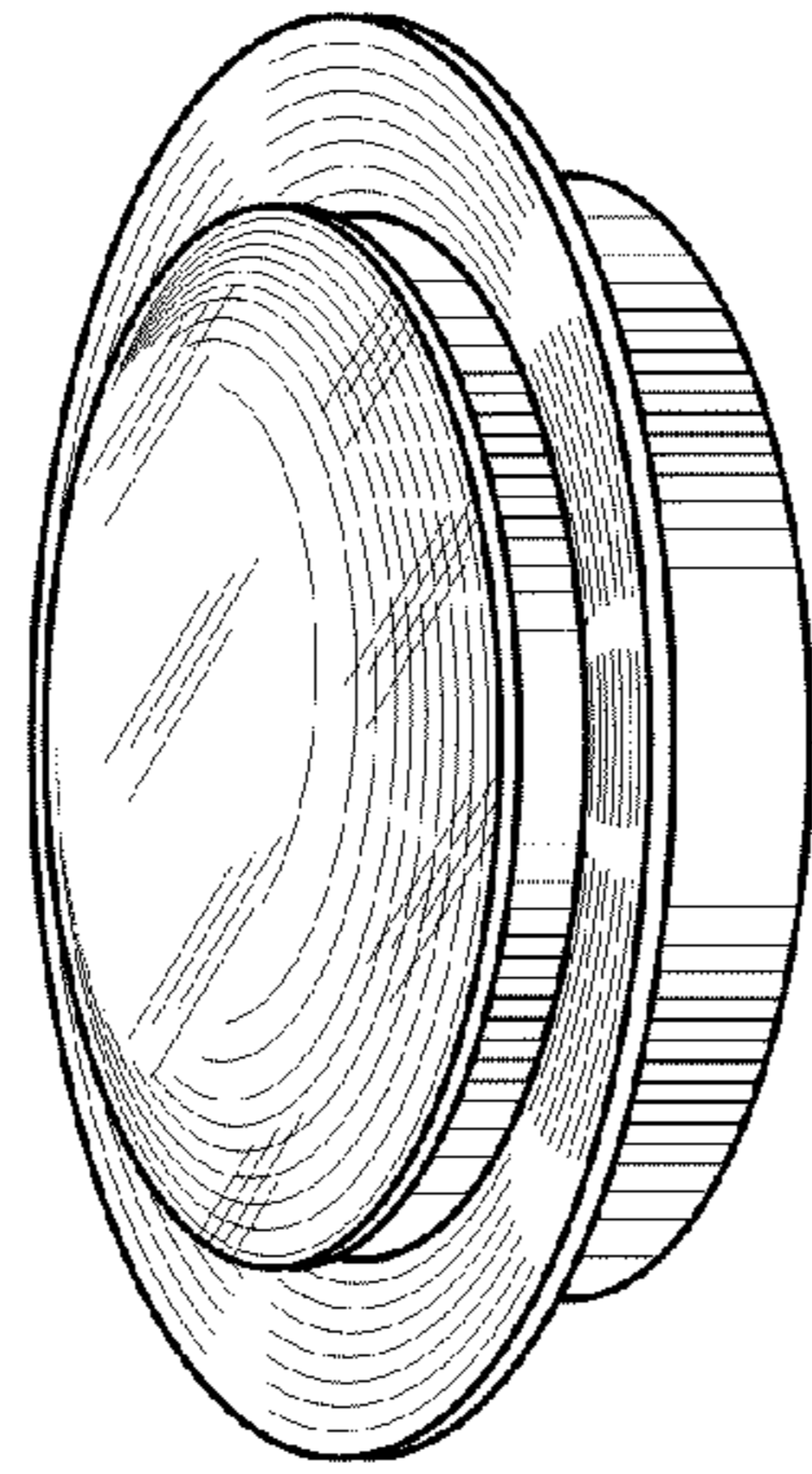
FIG. 2 is a plan view of the light fixture in accordance with my design; and,

FIG. 3 is a side elevation view of the light fixture in accordance with my design, the opposite view being a mirror image of that shown.

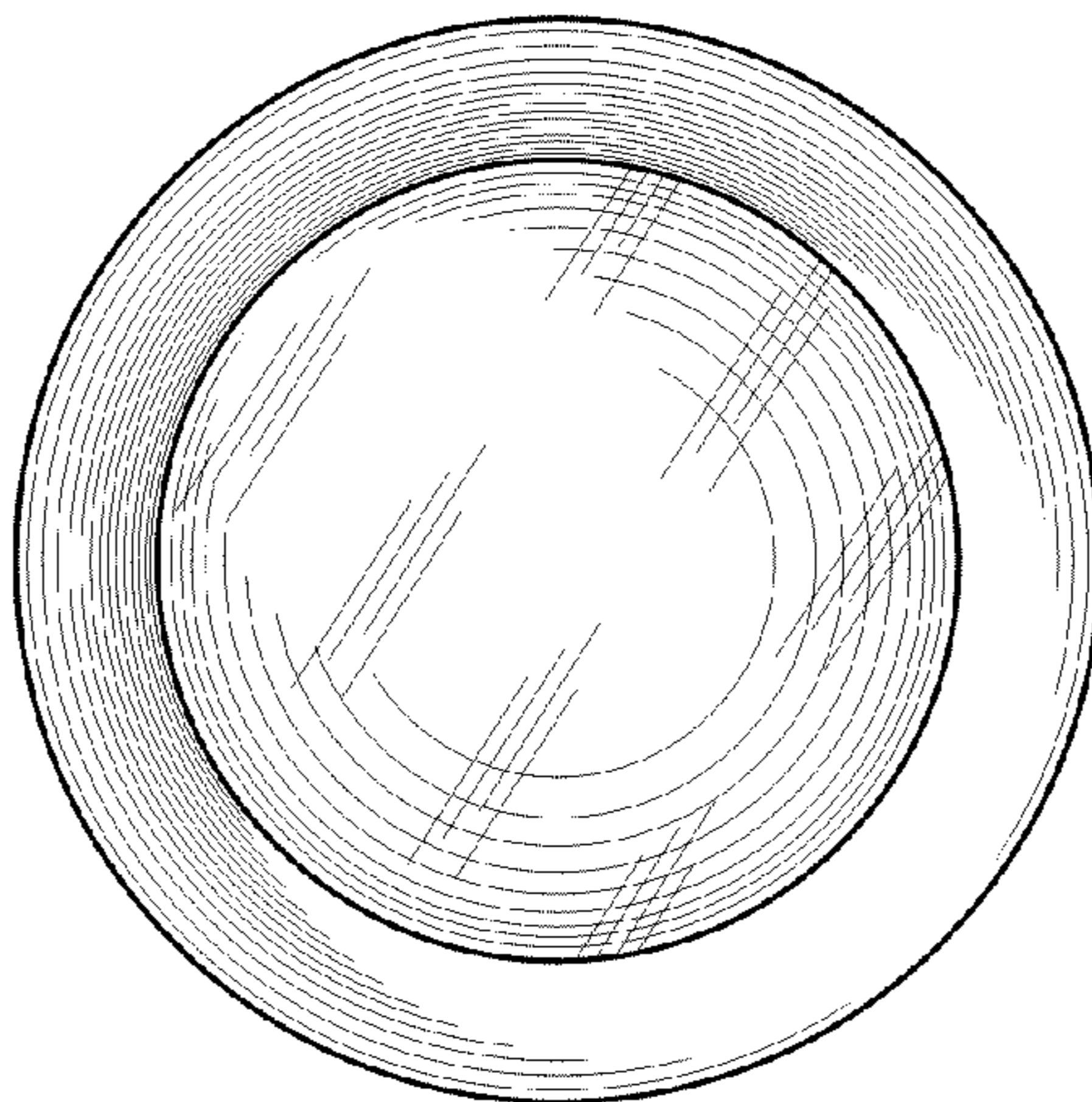
The side not shown forms no part of the claimed design.

**1 Claim, 1 Drawing Sheet**

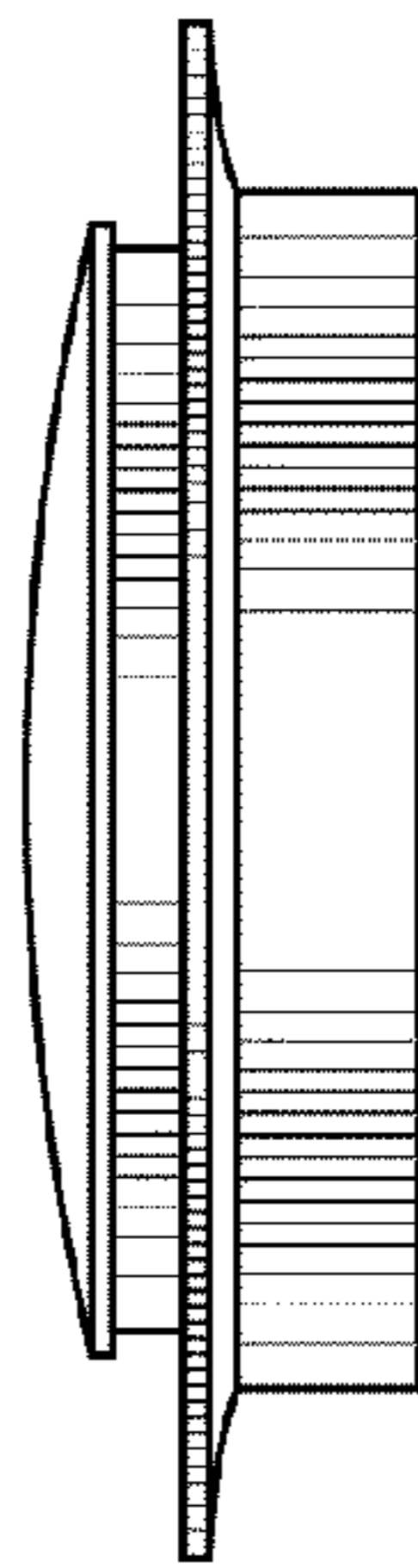




*Fig.1*



*Fig.2*



*Fig.3*