



US00D655849S

(12) **United States Design Patent**  
**Sabernig**

(10) **Patent No.:** **US D655,849 S**  
(45) **Date of Patent:** **\*\* Mar. 13, 2012**

(54) **LIGHT FIXTURE**

(75) Inventor: **Robert Sabernig**, Munster (AT)

(73) Assignee: **EGLO Leuchten GmbH**, Innsbruck (AT)

(\*\*) Term: **14 Years**

(21) Appl. No.: **29/389,056**

(22) Filed: **Apr. 6, 2011**

(51) **LOC (9) Cl.** ..... **26-03**

(52) **U.S. Cl.** ..... **D26/85; D26/89**

(58) **Field of Classification Search** ..... D26/72,  
D26/79, 80, 83, 85, 86, 88, 89, 91, 120, 134–136;  
362/147, 294, 351, 356, 453–457, 432  
See application file for complete search history.

(56) **References Cited**

**U.S. PATENT DOCUMENTS**

D107,877	S	*	1/1938	Levy	.....	D26/89
2,255,431	A	*	9/1941	Marden et al.	.....	362/260
D349,778	S	*	8/1994	Johnson et al.	.....	D26/86
D443,713	S	*	6/2001	Benensohn	.....	D26/72
D498,871	S	*	11/2004	Benensohn	.....	D26/89
D576,761	S	*	9/2008	Porter	.....	D26/135
D596,336	S	*	7/2009	Sabernig	.....	D26/88
D601,744	S	*	10/2009	Sakuma	.....	D26/89
D628,737	S	*	12/2010	van den Akker	.....	D26/89
D633,644	S	*	3/2011	Sprengers	.....	D26/89
D634,053	S	*	3/2011	Guercio	.....	D26/89
D640,823	S	*	6/2011	Hokazono et al.	.....	D26/89
D641,517	S	*	7/2011	Sprengers	.....	D26/89

**OTHER PUBLICATIONS**

Sonneman “Discus” 14 ½" surface ceiling light fixture. Found at eurostylelighting.com visited Aug. 5, 2010.\*

“Piccolo” nickel square 7 ½" wide ceiling light. Found at eurostylelighting.com visited Aug. 5, 2010.\*

“Slide” wall or ceiling wet location 4 ½" wide light fixture. Found at eurostylelighting.com visited Aug. 5, 2010.\*

“Industrial” 16" wide ceiling light fixture. Found at eurostylelighting.com visited Aug. 5, 2010.\*

\* cited by examiner

*Primary Examiner* — Clare E Heflin

(74) *Attorney, Agent, or Firm* — Baker & McKenzie LLP

(57) **CLAIM**

The ornamental design for a light fixture, as shown and described.

**DESCRIPTION**

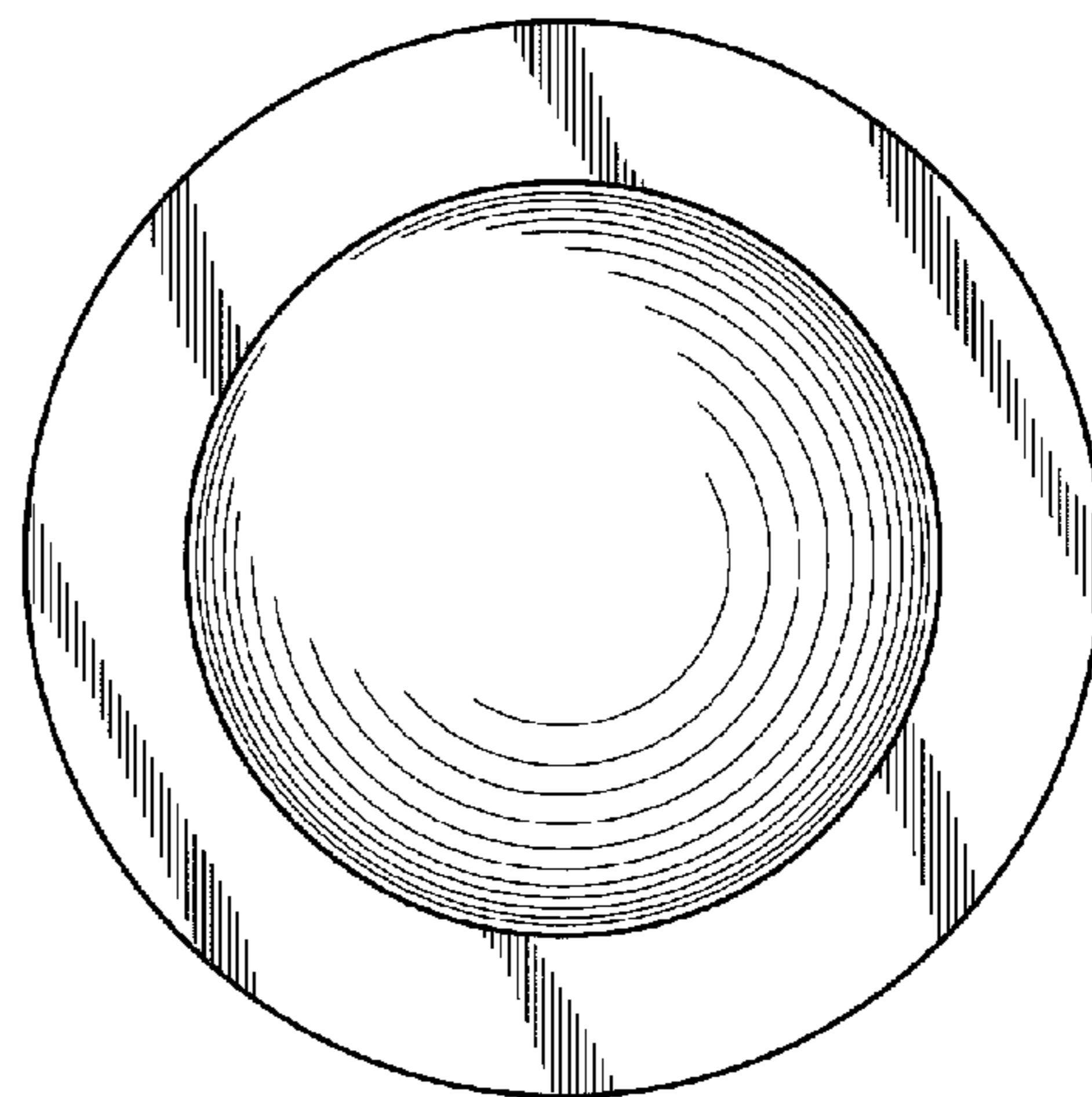

FIG. 1 is a perspective view of a light fixture in accordance with my design;

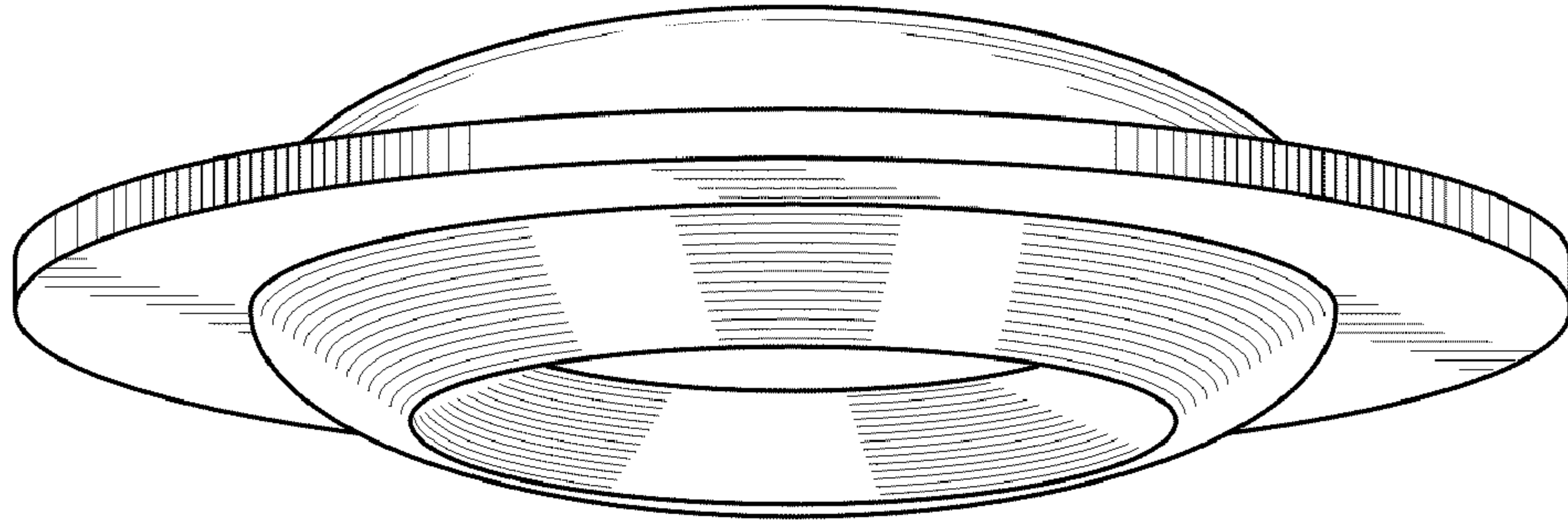
FIG. 2 is a top plan view of the light fixture in accordance with my design;

FIG. 3 is a bottom plan view of the light fixture in accordance with my design; and,

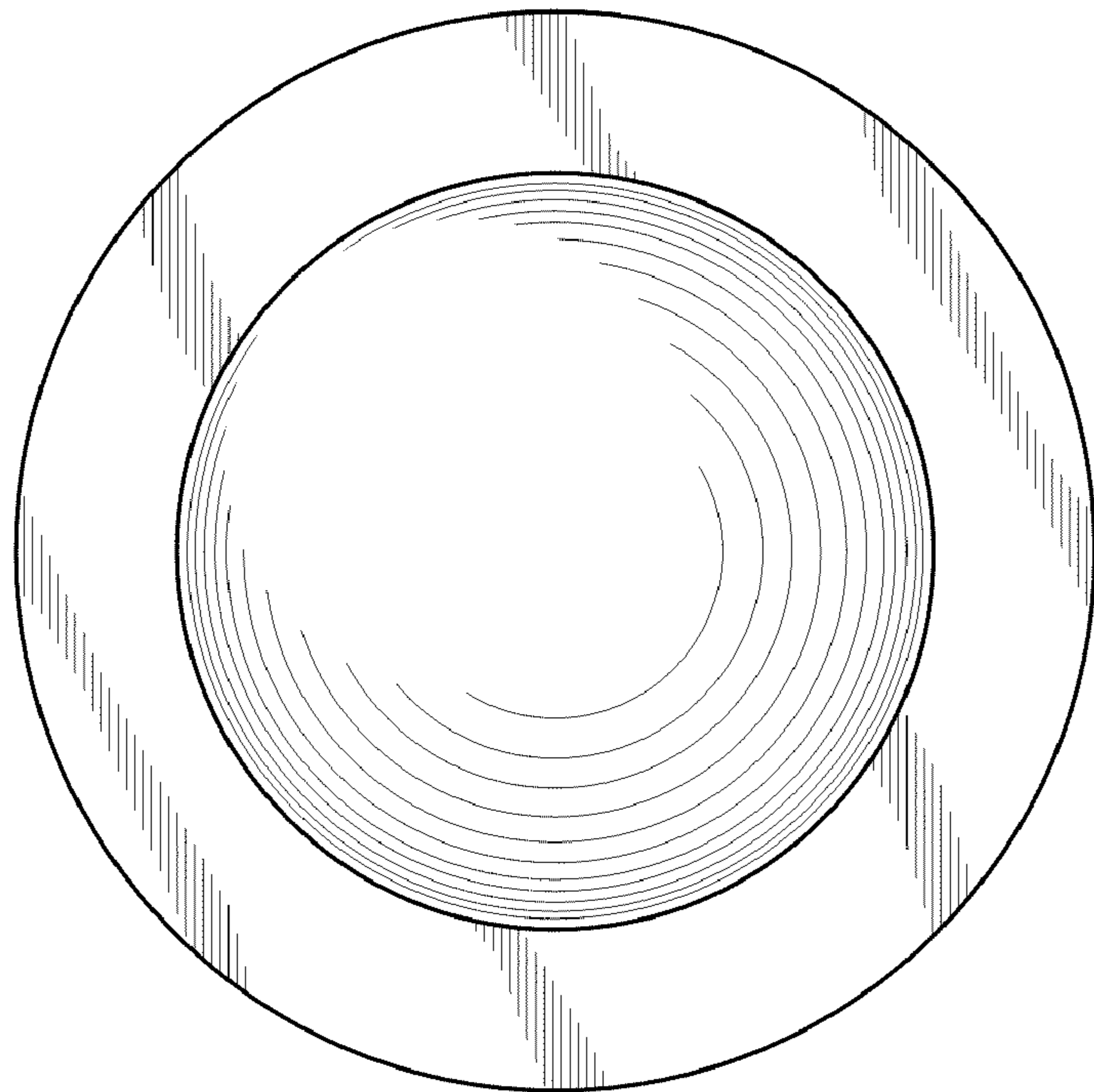
FIG. 4 is a front elevation view of the light fixture in accordance with my design, all elevation views being substantially identical.

**1 Claim, 2 Drawing Sheets**

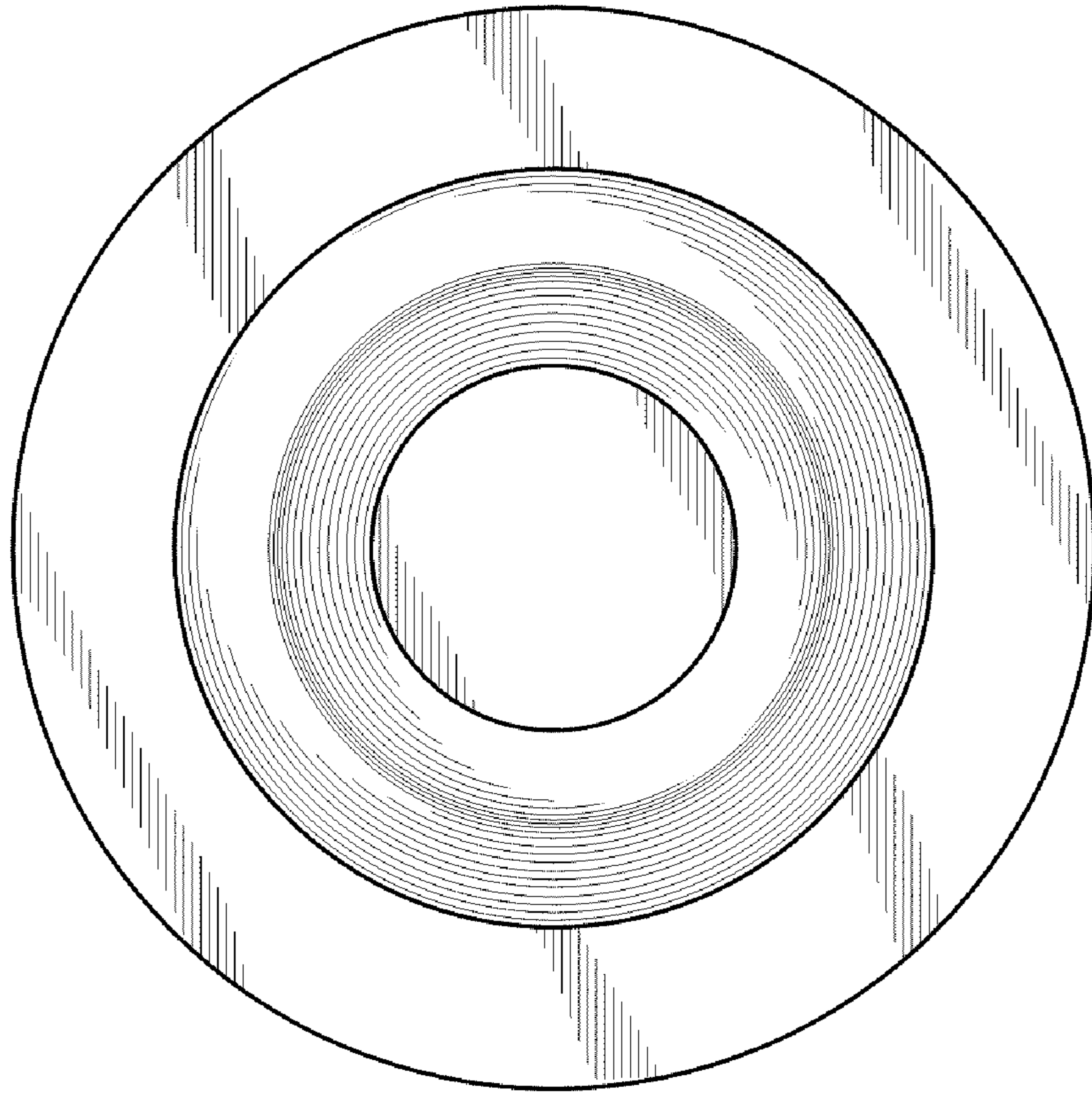




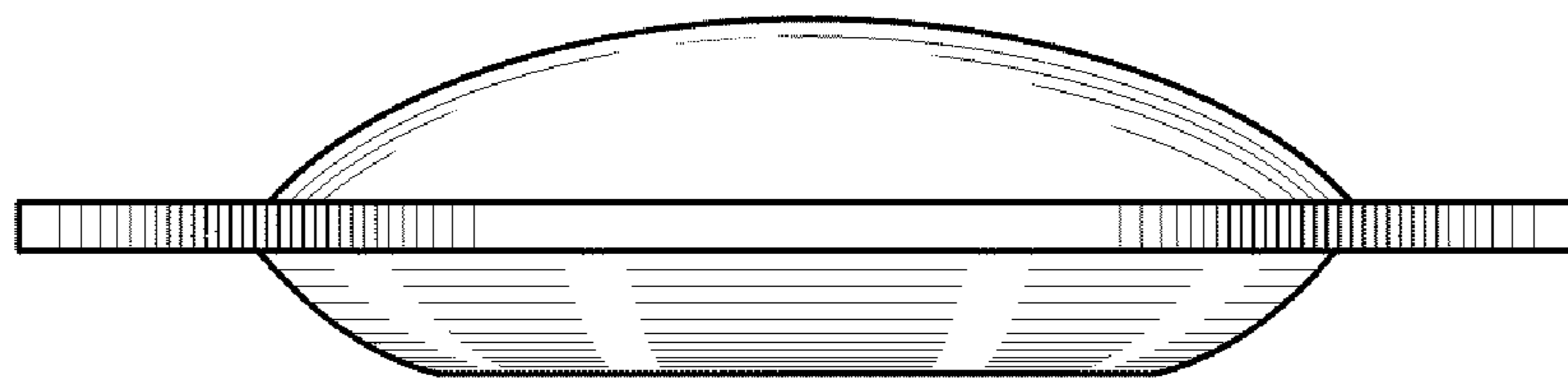
*Fig.1*



*Fig.2*



*Fig.3*



*Fig.4*