

US00D655845S

(12) **United States Design Patent**  
**Sabernig**

(10) **Patent No.:** **US D655,845 S**

(45) **Date of Patent:** **\*\* Mar. 13, 2012**

(54) **LIGHT FIXTURE**

(75) Inventor: **Robert Sabernig**, Munster (AT)

(73) Assignee: **EGLO Leuchten GmbH**, Innsbruck (AT)

(\*\*) Term: **14 Years**

(21) Appl. No.: **29/392,107**

(22) Filed: **May 17, 2011**

(51) **LOC (9) Cl.** ..... **26-05**

(52) **U.S. Cl.** ..... **D26/63**

(58) **Field of Classification Search** ..... D26/60-66,  
D26/72, 80-92, 118; 362/145, 147, 211,  
362/213, 217.01, 219, 220, 217.05, 242-248,  
362/249.14, 368, 249.16, 217.02, 217.09,  
362/257, 268, 269, 274, 275, 277, 278, 281-283,  
362/285, 287, 288, 362, 371, 404, 418, 427,  
362/322, 319, 647, 648, 640, 227, 232, 235-241,  
362/249.03, 249.06, 249.07, 249.09, 249.11,  
362/249.1, 430

See application file for complete search history.

(56) **References Cited**

**U.S. PATENT DOCUMENTS**

D541,456 S \* 4/2007 Kosche ..... D26/63  
D563,579 S \* 3/2008 Grimberg ..... D26/61

D566,873 S \* 4/2008 Grundl et al. .... D26/63  
D584,446 S \* 1/2009 Sabernig ..... D26/88  
D585,584 S \* 1/2009 Sabernig ..... D26/88  
D598,594 S \* 8/2009 Behar ..... D26/63  
D627,498 S \* 11/2010 Chipperfield ..... D26/63  
D638,569 S \* 5/2011 Heyrman ..... D26/90  
D645,186 S \* 9/2011 Sabernig ..... D26/63  
D645,187 S \* 9/2011 Sabernig ..... D26/65  
D646,413 S \* 10/2011 Wauters ..... D26/63

\* cited by examiner

*Primary Examiner* — Susan M Lee

*Assistant Examiner* — Linda G. Brooks

(74) *Attorney, Agent, or Firm* — Baker & McKenzie LLP


(57) **CLAIM**

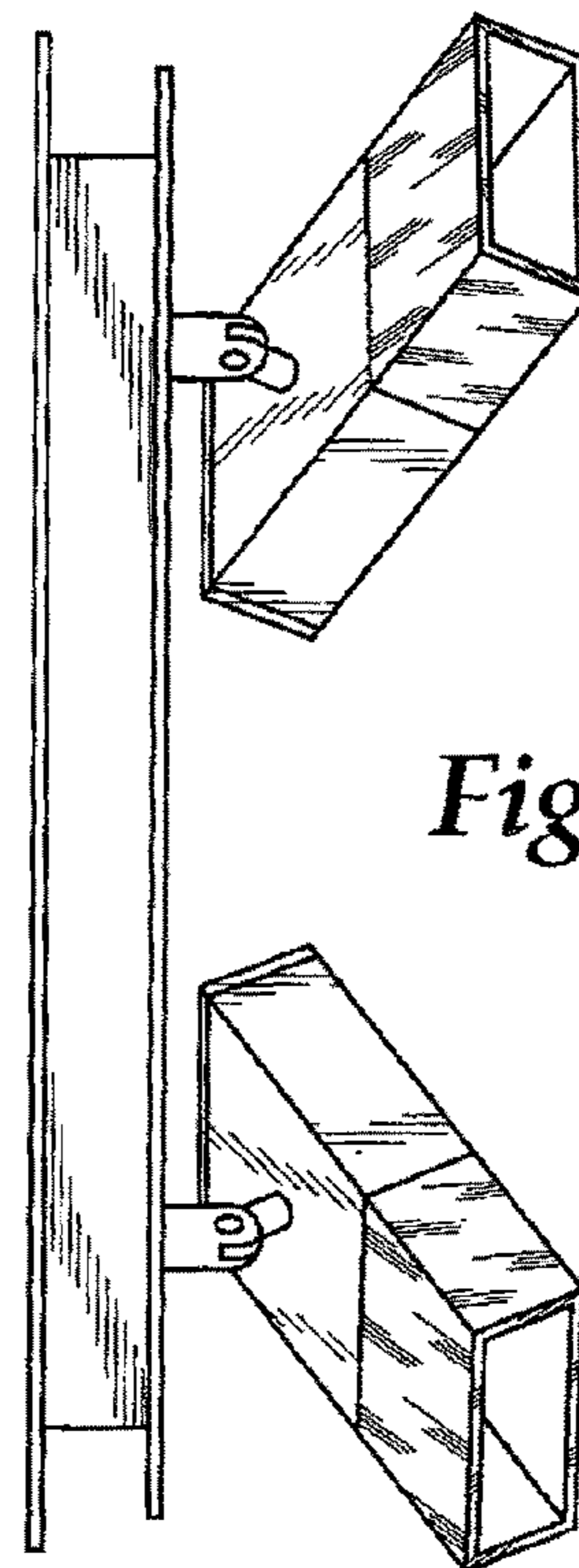
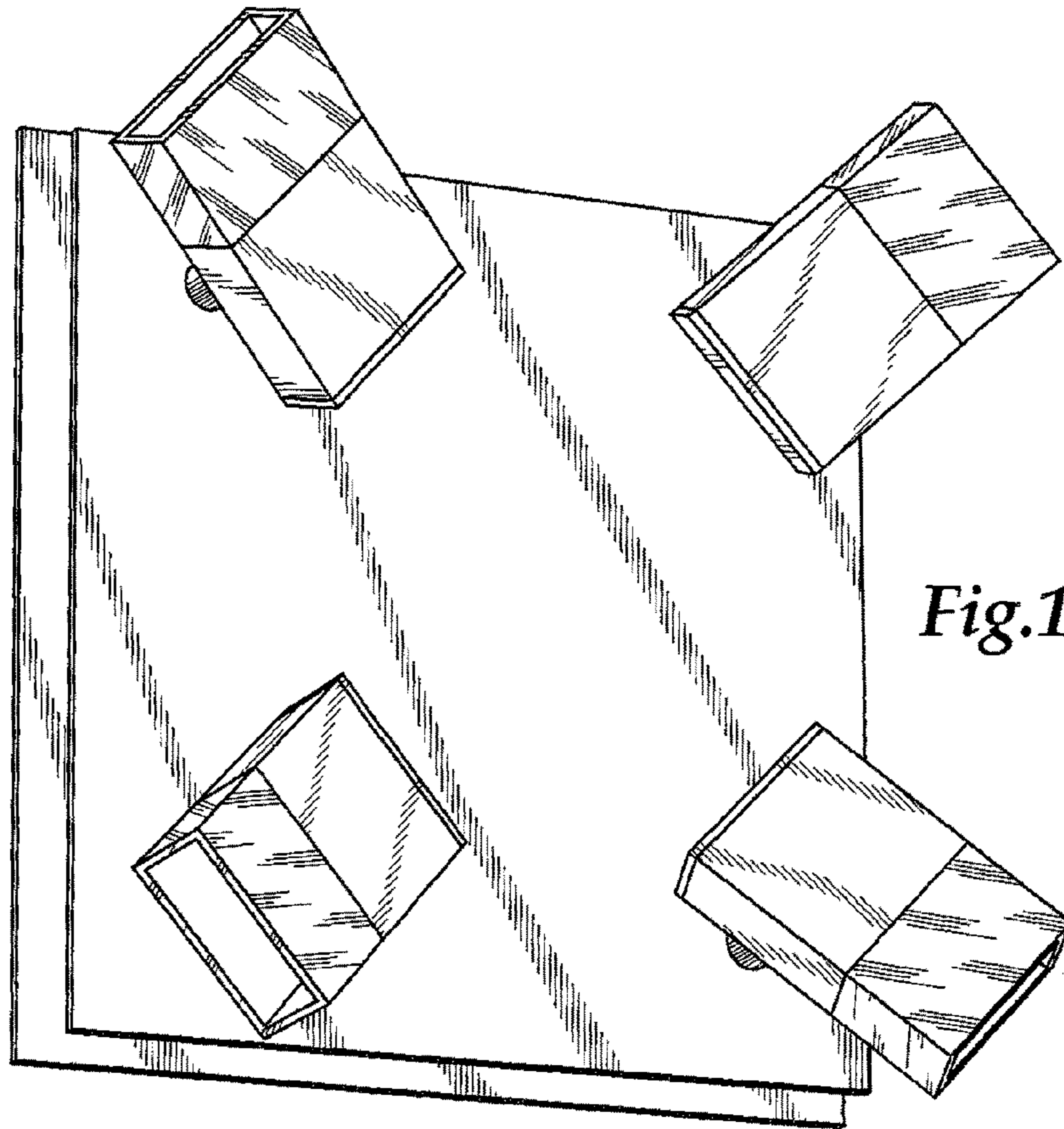
The ornamental design for a light fixture, as shown and described.


**DESCRIPTION**

FIG. 1 is a perspective view of a light fixture in accordance with my design, illustrating movable portions; FIG. 2 is a side elevation view of the light fixture in accordance with my design the opposite view being a mirror image of that shown, illustrating movable portions; and, FIG. 3 is a front elevation view of the light fixture in accordance with my design, illustrating movable portions.

**1 Claim, 2 Drawing Sheets**







*Fig.3*