



US00D655838S

(12) **United States Design Patent**
Sato

(10) **Patent No.:** **US D655,838 S**
(45) **Date of Patent:** **** Mar. 13, 2012**

(54) **REAR COMBINATION LAMP FOR AN
AUTOMOBILE**

(75) Inventor: **Junnosuke Sato**, Saitama (JP)

(73) Assignee: **Honda Motor Co., Ltd**, Tokyo (JP)

(**) Term: **14 Years**

(21) Appl. No.: **29/391,829**

(22) Filed: **May 13, 2011**

(30) **Foreign Application Priority Data**

Nov. 15, 2010 (JP) 2010-027402

(51) **LOC (9) Cl.** **26-06**

(52) **U.S. Cl.** **D26/28**

(58) **Field of Classification Search** D26/28-36;
362/459-468, 475-478, 485-487
See application file for complete search history.

(56) **References Cited**

U.S. PATENT DOCUMENTS

D549,363 S * 8/2007 Pfeiffer D26/28
D552,769 S * 10/2007 Leclercq D26/28

D553,268 S * 10/2007 Pfeiffer D26/28
D560,292 S * 1/2008 Sato D26/28
D561,357 S * 2/2008 Leclercq D26/28
D570,015 S * 5/2008 Hsu D26/28
D605,793 S * 12/2009 Weil D26/28
D646,815 S * 10/2011 Goplen D26/28

* cited by examiner

Primary Examiner — Marcus Jackson

(74) *Attorney, Agent, or Firm* — Westerman, Hattori,
Daniels & Adrian, LLP; William F. Westerman

(57) **CLAIM**

The ornamental design for a rear combination lamp for an automobile, as shown and described.

DESCRIPTION

FIG. 1 is a perspective view of a rear combination lamp for an automobile, showing our new design; FIG. 2 is a front elevation view thereof; FIG. 3 is a top plan view thereof; and, FIG. 4 is a left side elevation view thereof. The broken lines are for illustrative purposes only and form no part of the claimed design.

1 Claim, 2 Drawing Sheets

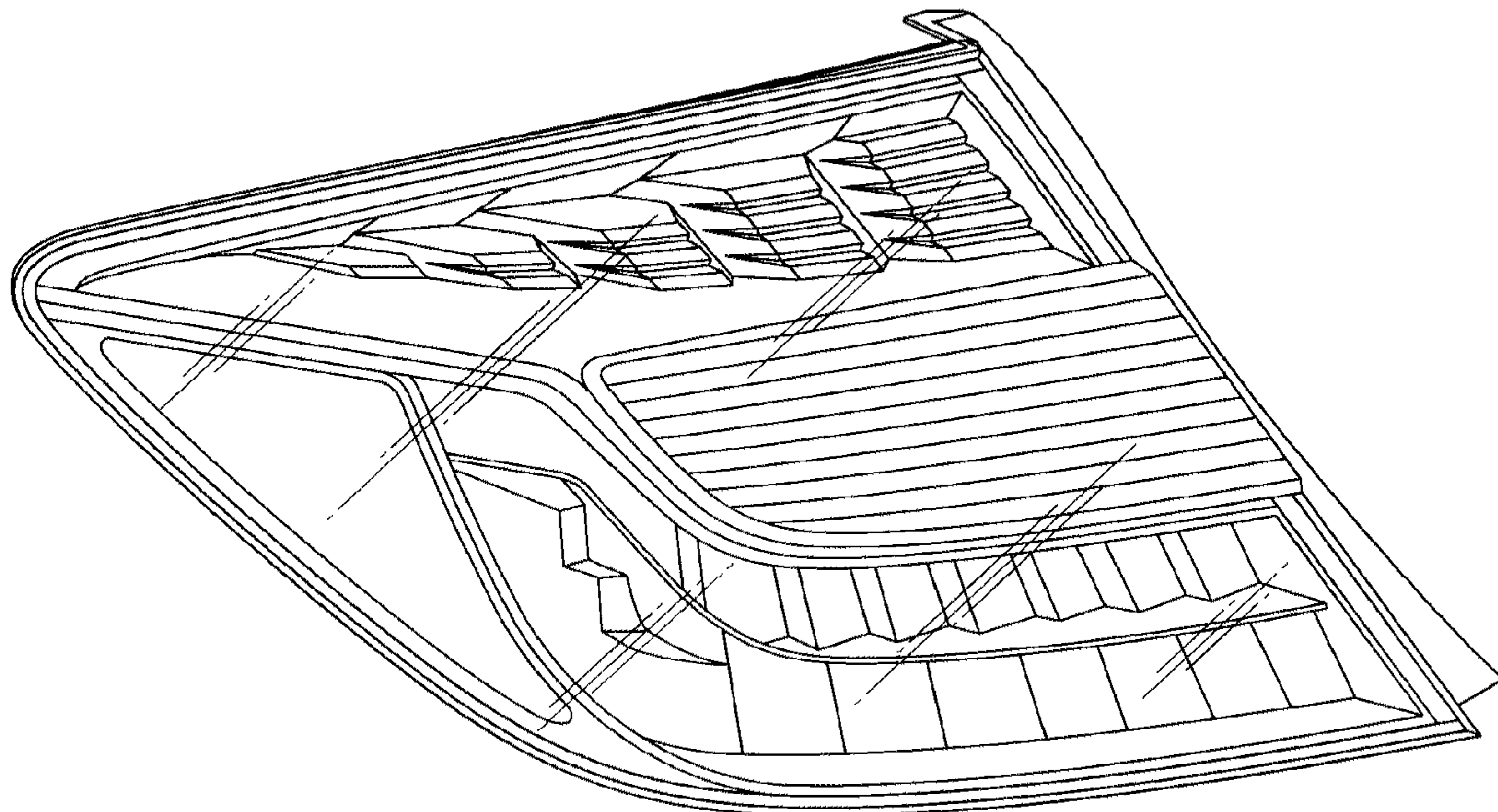


Fig. 1

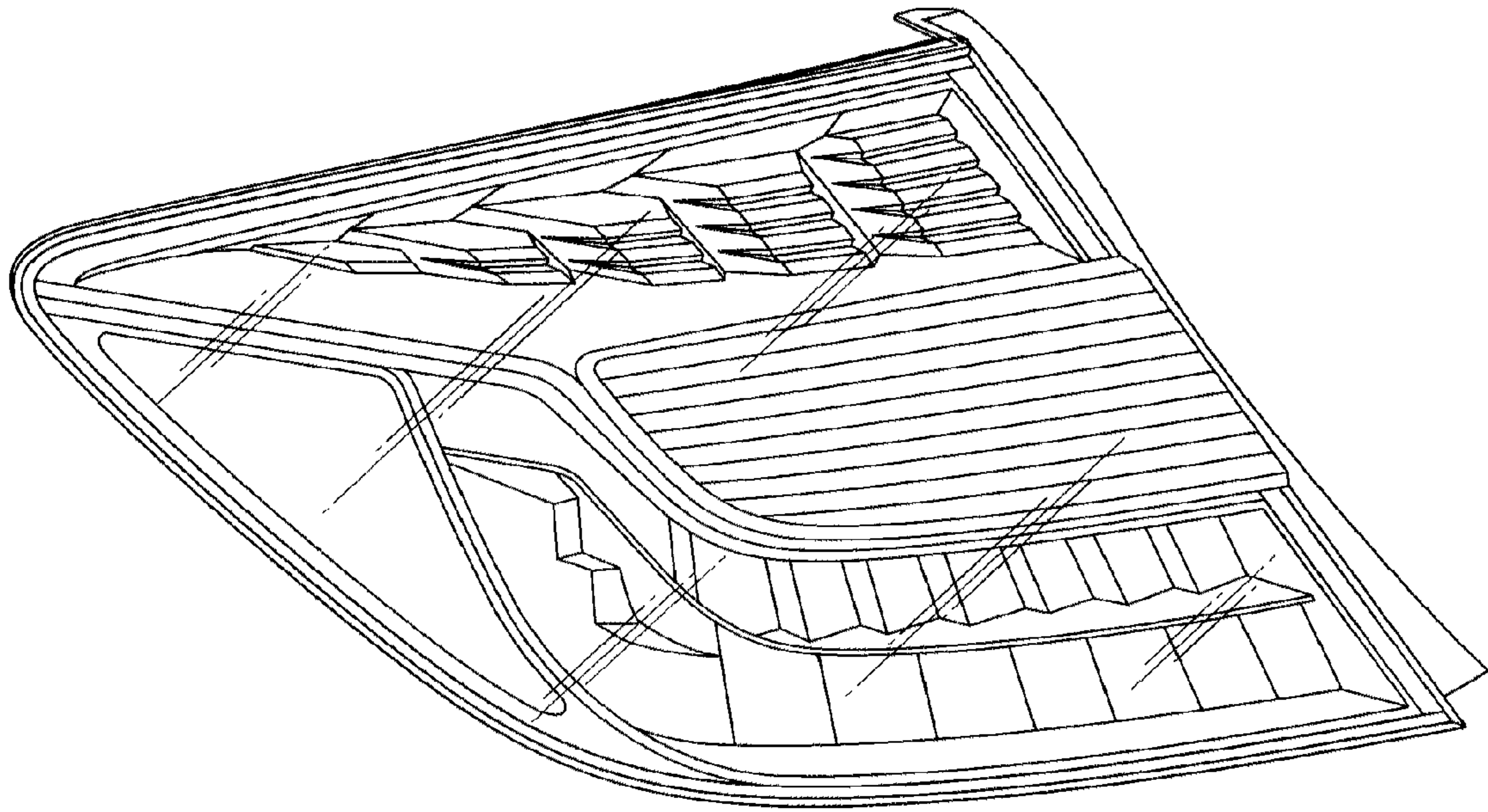


Fig. 2

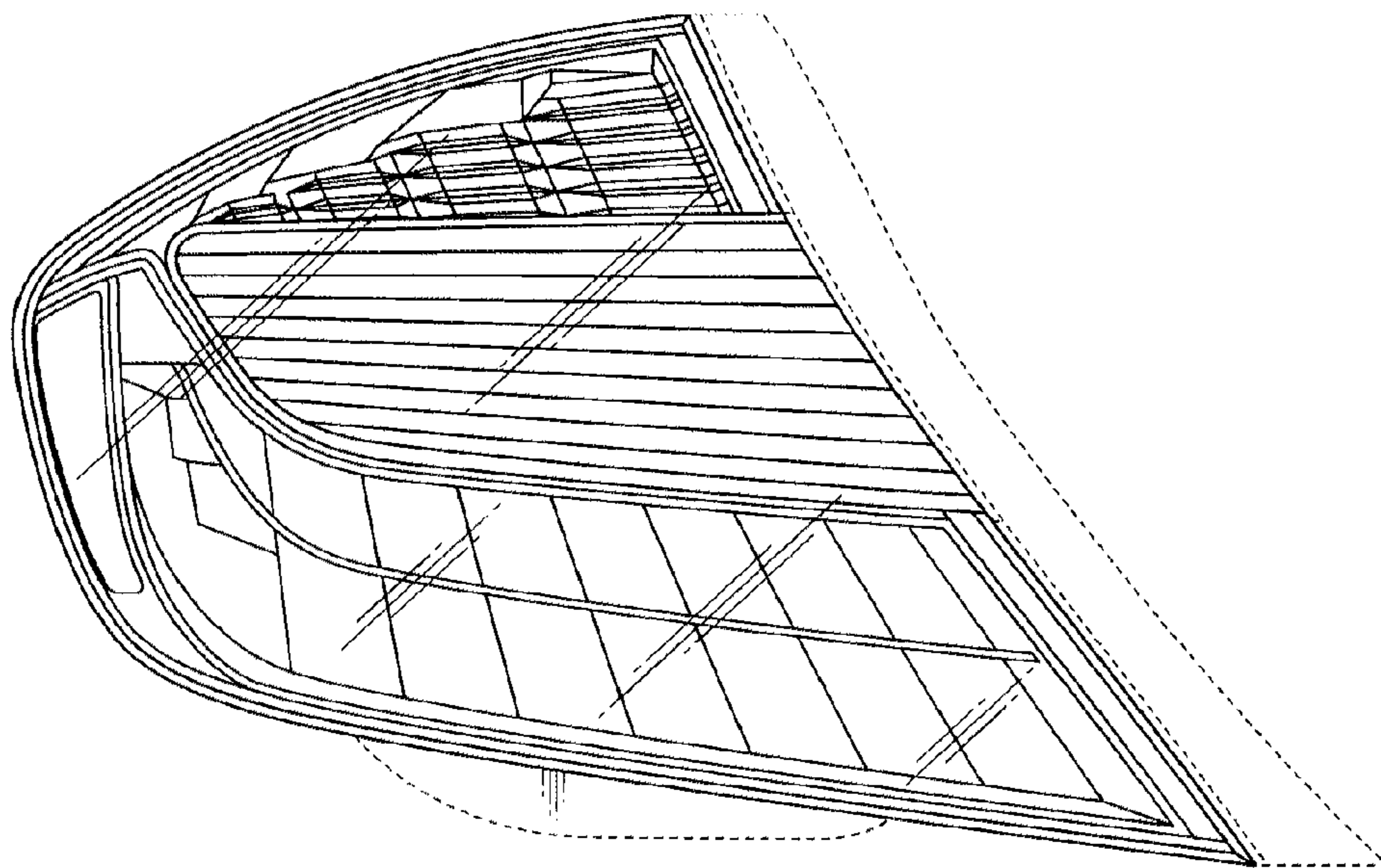


Fig. 3

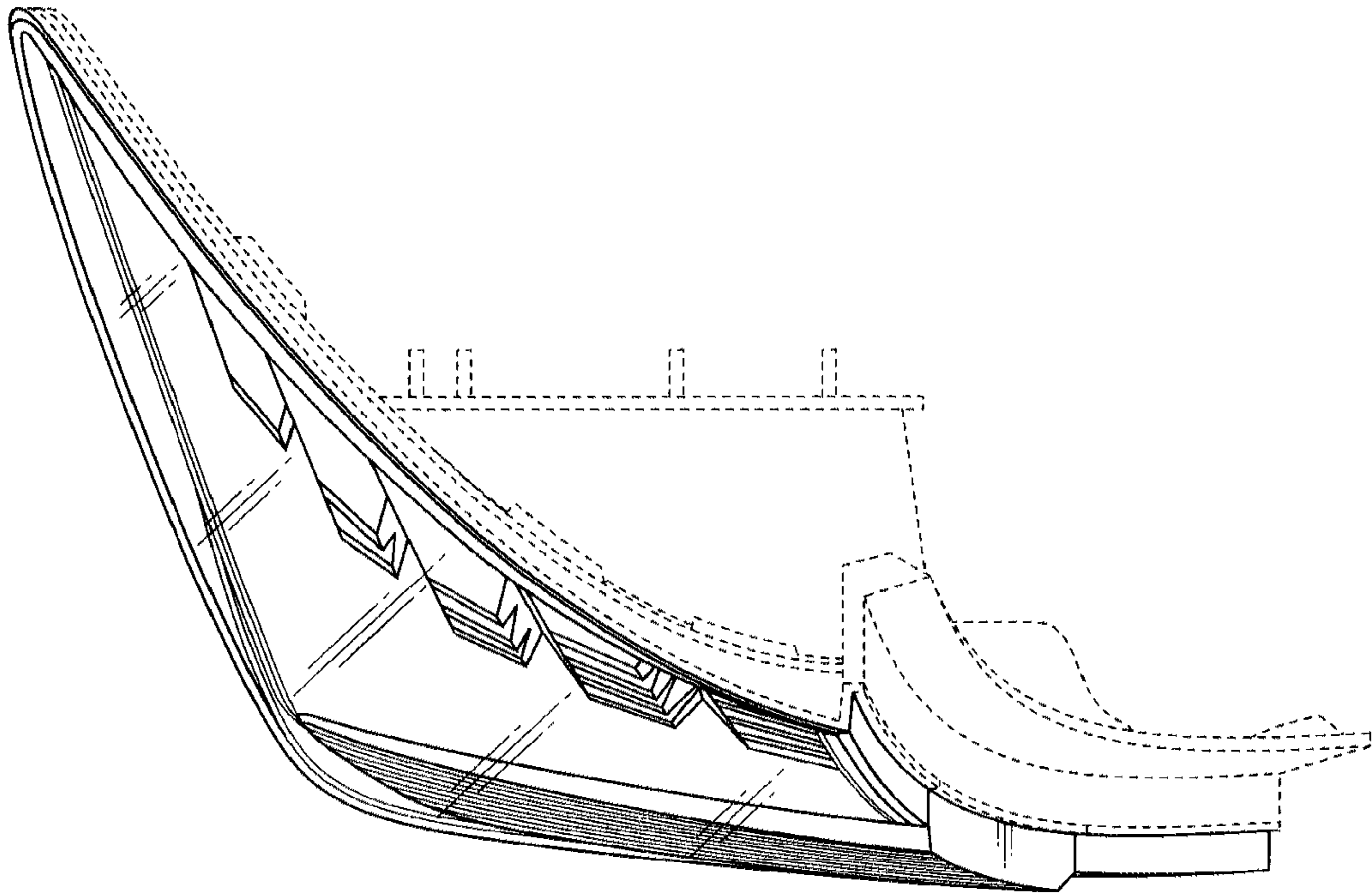


Fig. 4

