



US00D655835S

(12) **United States Design Patent**
Park et al.

(10) **Patent No.:** **US D655,835 S**
(45) **Date of Patent:** **** Mar. 13, 2012**

(54) **HEAD LAMP FOR AUTOMOBILES**

(75) Inventors: **Sung-Ho Park**, Gyeonggi-Do (KR);
Jae-Uk Cho, Gyeonggi-Do (KR)

(73) Assignee: **Hyundai Motor Company**, Seoul (KR)

(**) Term: **14 Years**

(21) Appl. No.: **29/372,023**

(22) Filed: **Oct. 5, 2010**

(30) **Foreign Application Priority Data**

Jul. 17, 2010 (KR) 30-2010-0035711

(51) **LOC (9) Cl.** **26-06**

(52) **U.S. Cl.** **D26/28**

(58) **Field of Classification Search** D26/28-36;
362/459-468, 475-478, 485-487

See application file for complete search history.

(56) **References Cited**

U.S. PATENT DOCUMENTS

D550,383 S * 9/2007 Asai D26/28
D556,349 S * 11/2007 Golden et al. D26/28

D560,291 S * 1/2008 Koyama D26/28
D561,358 S * 2/2008 Tachibana D26/28
D635,694 S * 4/2011 Yang et al. D26/28

* cited by examiner

Primary Examiner — Marcus Jackson

(74) *Attorney, Agent, or Firm* — Edwards Wildman Palmer LLP

(57) **CLAIM**

The ornamental design for head lamp for automobiles, as shown and described.

DESCRIPTION

FIG. 1 is a perspective view of a head lamp for automobiles according to the present invention.

FIG. 2 is a front view of the head lamp for automobiles of FIG. 1.

FIG. 3 is a rear view of the head lamp for automobiles of FIG. 1.

FIG. 4 is a left side view of the head lamp for automobiles of FIG. 1.

FIG. 5 is a right side view of the head lamp for automobiles of FIG. 1.

FIG. 6 is a top view of the head lamp for automobiles of FIG. 1; and,

FIG. 7 is a bottom view of the head lamp for automobiles of FIG. 1.

1 Claim, 7 Drawing Sheets



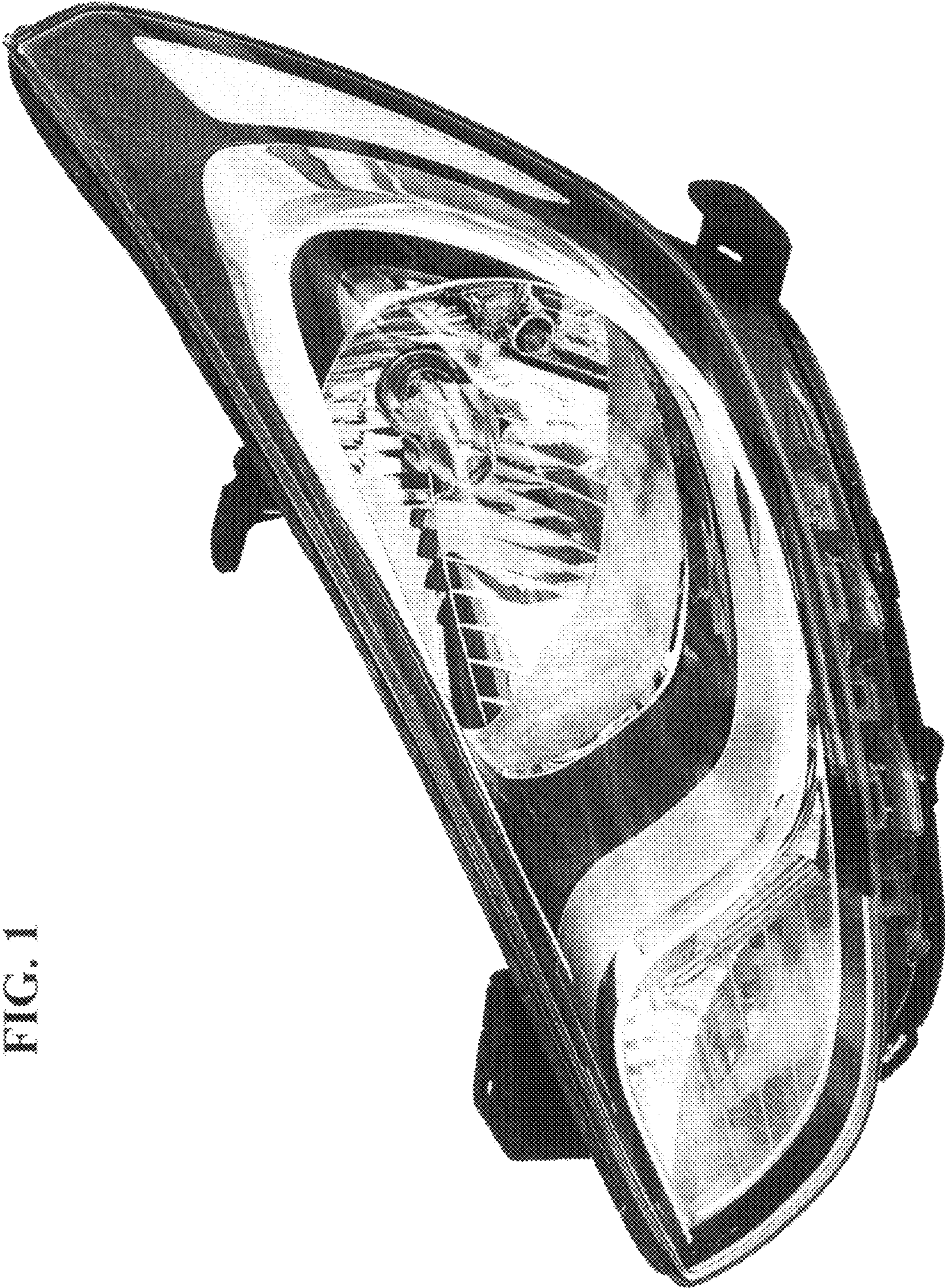


FIG. 1

FIG. 2



FIG. 3




FIG. 4




FIG. 5





FIG. 6






FIG. 7