



US00D655812S

(12) **United States Design Patent**
Ramini et al.

(10) **Patent No.:** **US D655,812 S**
(45) **Date of Patent:** **** Mar. 13, 2012**

(54) **SUCTION DEVICE PROTECTION SLEEVE**
(75) Inventors: **Sasha Ramini**, Birmingham, AL (US);
Craig R. McCrary, Valencia, CA (US)
(73) Assignee: **Neotech Products, Inc.**, Valencia, CA
(US)

D257,526 S * 11/1980 Herbst et al. D7/691
4,335,756 A * 6/1982 Sharp et al. D24/127
D270,183 S * 8/1983 Govenius D24/112
4,836,397 A * 6/1989 Fowles 604/111
D321,937 S * 11/1991 Young D24/133
D331,970 S * 12/1992 Creamer, Jr. D24/176
D422,707 S * 4/2000 Bock D24/176
D603,113 S * 10/2009 Morton D7/691
D632,387 S * 2/2011 Sidhu D24/112
D644,328 S * 8/2011 Pauser D24/176

(**) Term: **14 Years**

* cited by examiner

(21) Appl. No.: **29/373,301**

Primary Examiner — David Muller

(22) Filed: **Mar. 28, 2011**

(74) *Attorney, Agent, or Firm* — William W. Haefliger

(51) **LOC (9) Cl.** **24-02**

(52) **U.S. Cl.** **D24/127; D24/112**

(58) **Field of Classification Search** D24/127,
D24/112–114, 152, 176, 110, 133, 186, 104,
D24/130, 137; 433/96; 606/181, 185; 604/232,
604/187, 158, 164.08, 192, 263, 163, 181,
604/184, 198, 227, 111; D7/691, 700; D9/442
See application file for complete search history.

(57) **CLAIM**

The ornamental design for a suction device protection sleeve,
substantially as shown and described.

DESCRIPTION

FIG. 1 is a left side view of the protection sleeve, the right side
view being a mirror image;
FIG. 2 is a top plan view of the protection sleeve of FIG. 1;
FIG. 3 is a bottom plan view of thereof;
FIG. 4 is a left end view thereof; and,
FIG. 5 is a right end view thereof.

(56) **References Cited**

U.S. PATENT DOCUMENTS

D168,363 S * 12/1952 Martin D24/137
D208,838 S * 10/1967 St. Amand D24/112
3,344,523 A * 10/1967 Halsey 433/96

1 Claim, 1 Drawing Sheet





FIG. 1

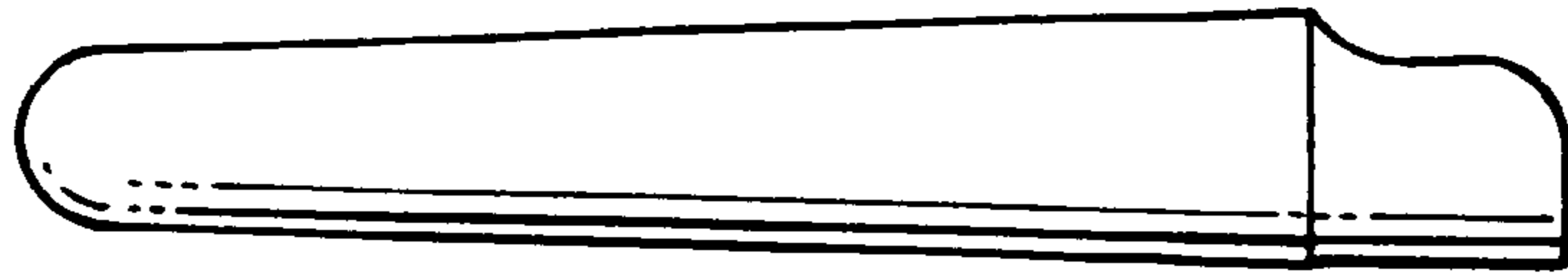


FIG. 2




FIG. 3




FIG. 4



FIG. 5

