



US00D655762S

(12) **United States Design Patent**  
**Munasur**

(10) **Patent No.:** **US D655,762 S**

(45) **Date of Patent:** **\*\* Mar. 13, 2012**

(54) **CUBE GAME**

(76) **Inventor:** **Sudhir Munasur, Durban (ZA)**

(\*\*) **Term:** **14 Years**

(21) **Appl. No.:** **29/375,228**

(22) **Filed:** **Sep. 20, 2010**

(51) **LOC (9) Cl.** ..... **21-01**

(52) **U.S. Cl.** ..... **D21/373; D21/300**

(58) **Field of Classification Search** ..... **D21/300,**  
**D21/334-369, 372-373, 385-386, 478;**  
**273/236-388, 146, 148 R**

See application file for complete search history.

(56) **References Cited**

**U.S. PATENT DOCUMENTS**

- 2,526,123 A \* 10/1950 Dawson ..... 273/146
- D221,669 S \* 8/1971 Sector ..... D21/372
- D353,161 S \* 12/1994 Zarate ..... D21/373

- 5,427,375 A \* 6/1995 Breckwoldt ..... 273/146
- 5,785,320 A \* 7/1998 Borg ..... 273/241
- 6,422,560 B1 \* 7/2002 Harbaugh ..... 273/157 R
- 6,557,852 B1 \* 5/2003 Cuddy ..... 273/146
- D553,694 S \* 10/2007 Oharenko ..... D21/373

\* cited by examiner

*Primary Examiner* — Sandra Morris

(74) *Attorney, Agent, or Firm* — Louis Ventre, Jr.


(57) **CLAIM**

I claim the ornamental design for a cube game, as shown.

**DESCRIPTION**

FIG. 1 is the front view of side one.  
 FIG. 2 is the front view of side two.  
 FIG. 3 is the front view of side three.  
 FIG. 4 is the front view of side four.  
 FIG. 5 is the front view of side five.  
 FIG. 6 is the front view of side six; and,  
 FIG. 7 is the perspective view of the right side thereof.

**1 Claim, 3 Drawing Sheets**






FIG. 1




FIG. 2




FIG. 3




FIG. 4




FIG.5




FIG.6