



US00D655757S

(12) **United States Design Patent**  
**Robertson**

(10) **Patent No.:** **US D655,757 S**  
(45) **Date of Patent:** **\*\* Mar. 13, 2012**

(54) **MIL-DOT TARGET**

(76) Inventor: **Jim Robertson**, Columbia, SC (US)

(\*\*) Term: **14 Years**

(21) Appl. No.: **29/400,610**

(22) Filed: **Aug. 30, 2011**

(51) **LOC (9) Cl.** ..... **21-01**

(52) **U.S. Cl.** ..... **D21/302; D21/306**

(58) **Field of Classification Search** ..... D21/300,  
D21/302, 306, 307, 324, 334, 385; 273/317,  
273/348, 407, 409, 236, 237, 259, 287, 138.2,  
273/148 R, 459, 460; 473/415, 569

See application file for complete search history.

(56) **References Cited**

**U.S. PATENT DOCUMENTS**

2,523,773	A *	9/1950	Metzger	.....	273/375
3,122,367	A *	2/1964	Dale	.....	273/394
3,319,960	A *	5/1967	Wilcox	.....	273/404
3,618,952	A *	11/1971	Tallarida	.....	273/269

D229,207	S *	11/1973	Seltzer	.....	D21/307
D265,406	S *	7/1982	Lane	.....	D21/307
4,651,998	A *	3/1987	Holt et al.	.....	273/348.5
5,029,871	A *	7/1991	Willson et al.	.....	273/271
5,246,373	A *	9/1993	Becker	.....	434/129
5,735,526	A *	4/1998	Mastandrea	.....	273/378
D576,684	S *	9/2008	Razzano	.....	D21/302
D579,054	S *	10/2008	Rouail	.....	D21/302

\* cited by examiner

*Primary Examiner* — Prabhakar Deshmukh

(74) *Attorney, Agent, or Firm* — George R. Reardon

(57) **CLAIM**

The ornamental design for a mil-dot target, as shown and described.

**DESCRIPTION**

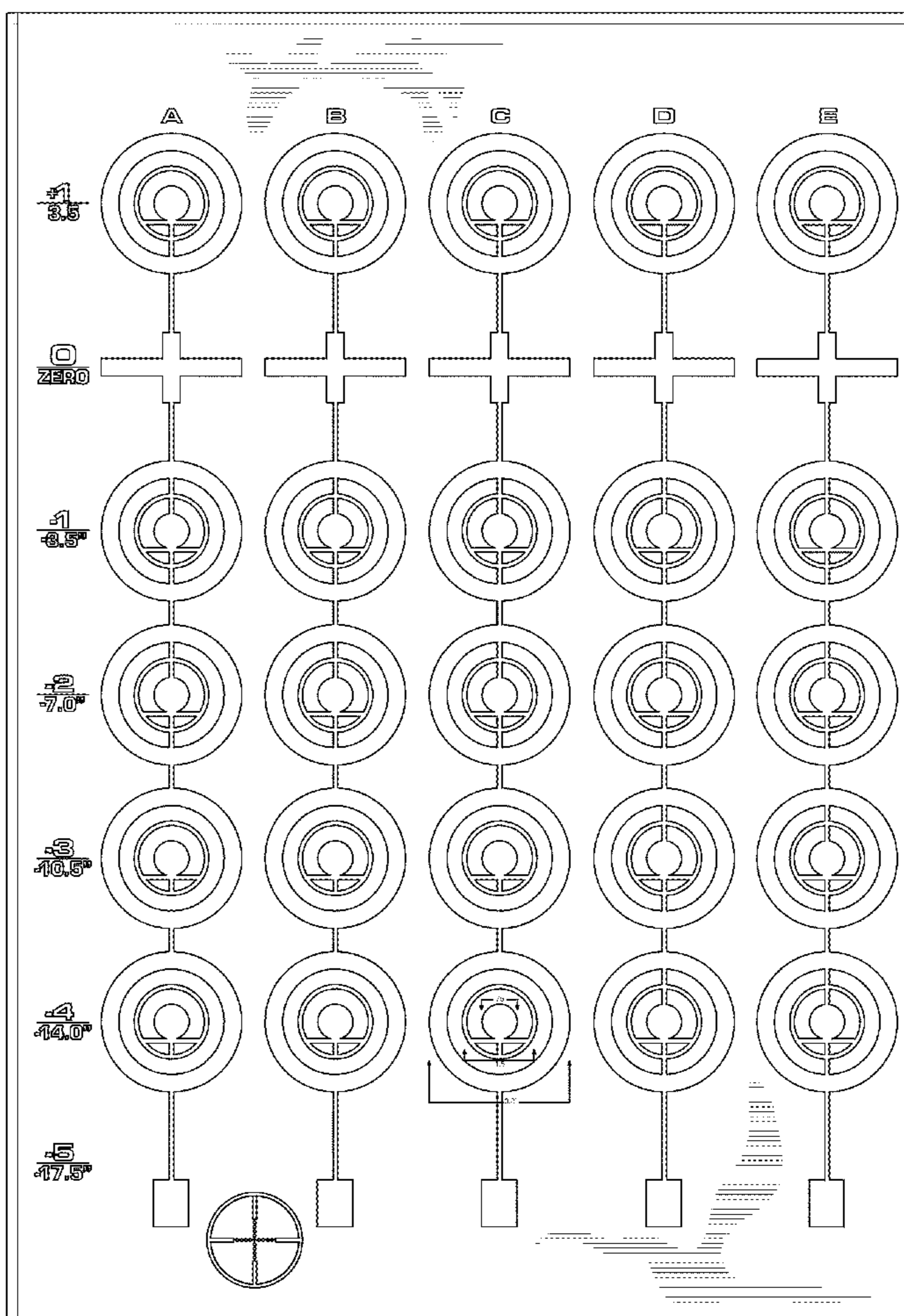
FIG. 1 is front elevational view of a mil-dot target showing my new design;

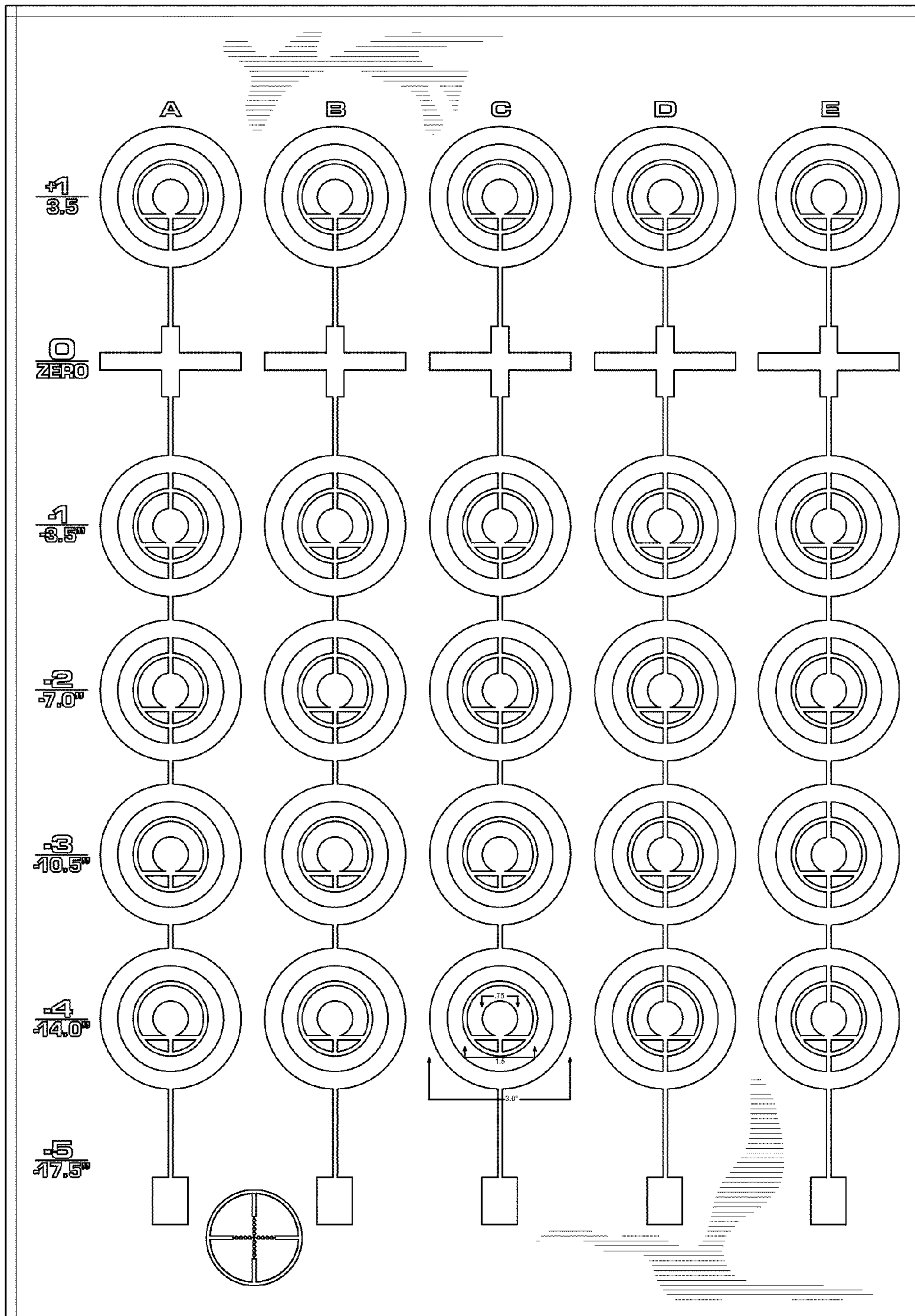
FIG. 2 is a rear elevational view thereof;

FIG. 3 is a top plan view thereof; and,

FIG. 4 is a side elevational view thereof.

**1 Claim, 3 Drawing Sheets**








FIG. 2



FIG. 3



FIG. 4