



US00D655753S

(12) **United States Design Patent**
Han

(10) **Patent No.:** **US D655,753 S**

(45) **Date of Patent:** **** Mar. 13, 2012**

(54) **WRITING INSTRUMENT**
(75) Inventor: **Seong Keun Han**, Keungki-Do (KR)
(73) Assignee: **Shinhan Art International Inc.**,
Keungki-Do (KR)
(**) Term: **14 Years**
(21) Appl. No.: **29/376,327**

(22) Filed: **Oct. 5, 2010**
(51) **LOC (9) Cl.** **19-06**
(52) **U.S. Cl.** **D19/36**
(58) **Field of Classification Search** D14/411,
D14/431; D19/35.36, 41, 42, 43, 44, 45,
D19/46, 47, 48, 49, 50, 51, 54, 55, 56, 57;
D21/469; D24/114; 24/11 F, 11 P, 11 R;
401/34, 52, 99, 100, 104, 105, 106, 107,
401/108, 109, 192, 195, 196

See application file for complete search history.

(56) **References Cited**

U.S. PATENT DOCUMENTS

2,075,033	A	*	3/1937	Garner	446/100
D313,623	S	*	1/1991	Yazaki	D19/48
D404,069	S	*	1/1999	Hasegawa	D19/36
D414,201	S	*	9/1999	Larson et al.	D19/36
D439,611	S	*	3/2001	Fukami et al.	D19/36
D451,137	S		11/2001	Reichmann		
D453,569	S		2/2002	Himbert		
D457,916	S		5/2002	Reichmann		
D470,885	S		2/2003	Tahara		
D471,586	S		3/2003	Geiselhart et al.		
D475,404	S		6/2003	De Bon		
D492,347	S		6/2004	Qiu		
D497,951	S		11/2004	Morton et al.		
D508,948	S	*	8/2005	Metaxatos et al.	D19/43
D530,746	S		10/2006	Gerules		
D531,217	S		10/2006	Hirota		
D543,273	S		5/2007	Young et al.		
D550,283	S		9/2007	Koreska et al.		

D573,183	S	*	7/2008	Qiu et al.	D19/36
D580,489	S		11/2008	Ma		
D584,771	S		1/2009	Gerules et al.		
D585,489	S		1/2009	Han		
D601,191	S	*	9/2009	Hung	D19/36
D612,420	S	*	3/2010	Suero et al.	D19/41
D612,422	S	*	3/2010	Suero et al.	D19/41
D613,335	S		4/2010	Gerules et al.		
D628,628	S	*	12/2010	Hung	D19/36
D639,337	S	*	6/2011	Hung	D19/36

FOREIGN PATENT DOCUMENTS

EM	000899455-0001	*	8/2008
EM	000899455-0002	*	8/2008
GB	2085712		1/2000
KR	300474911.0000	*	1/2008

* cited by examiner

Primary Examiner — Karen E Eldridge Powers
(74) *Attorney, Agent, or Firm* — Venable LLP; Michael A. Gollin; Steven J. Schwarz

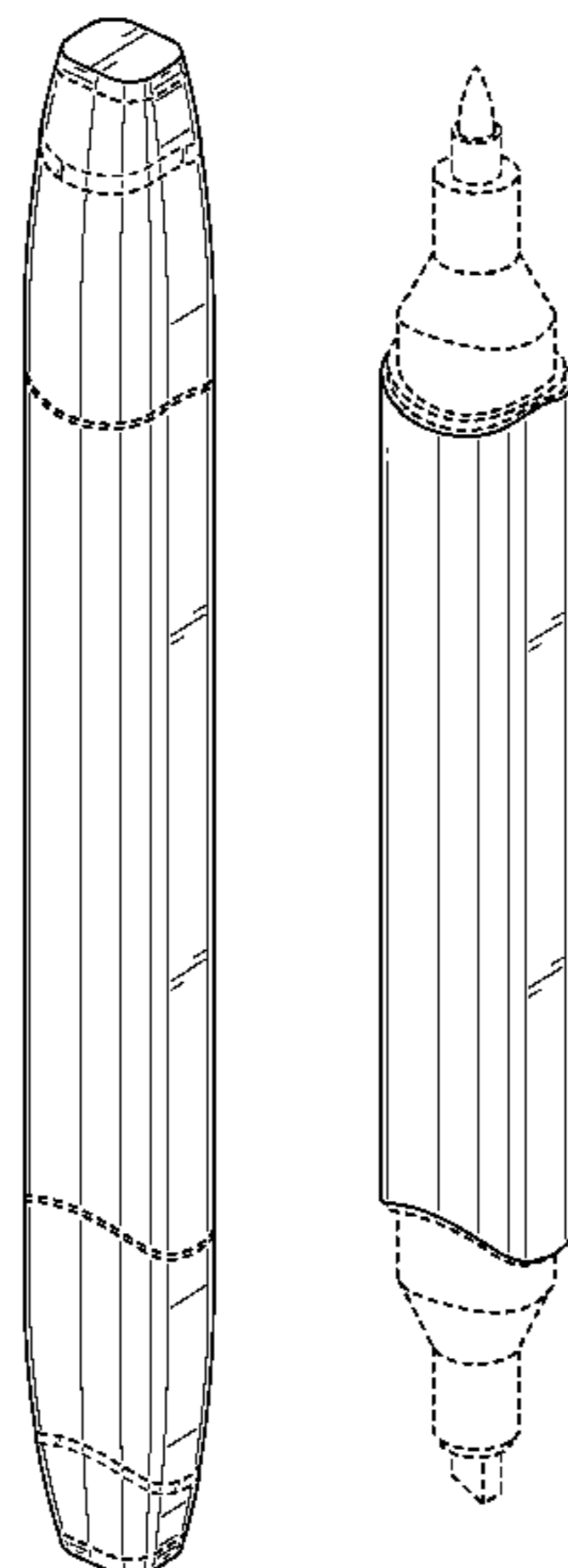
(57) **CLAIM**

The ornamental design for a writing instrument, as shown and described.

DESCRIPTION

FIG. 1 is a perspective view of a first embodiment of a writing instrument of the claimed design;
FIG. 2 is a front elevational view thereof;
FIG. 3 is a rear elevational view thereof;
FIG. 4 is a right side elevational view thereof;
FIG. 5 is a left side elevational view thereof;
FIG. 6 is a top plan view thereof;
FIG. 7 is a bottom plan view thereof; and,
FIG. 8 is a perspective view thereof, shown with the caps removed from the body for clarity of illustration.
The features shown in broken lines are environment only and not part of the claimed design.

1 Claim, 5 Drawing Sheets



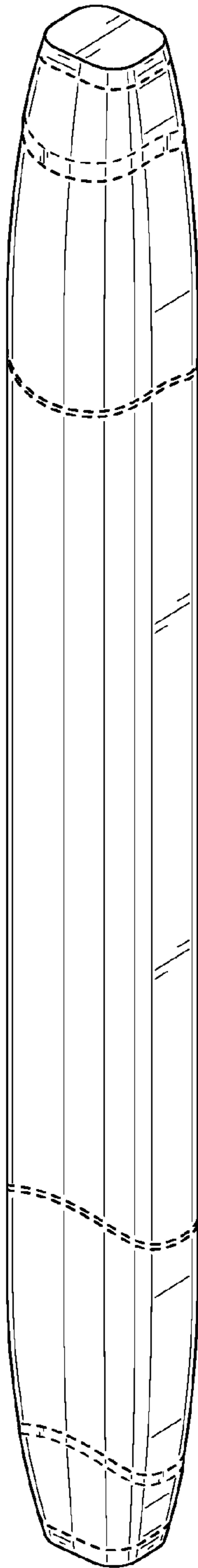


FIG. 1

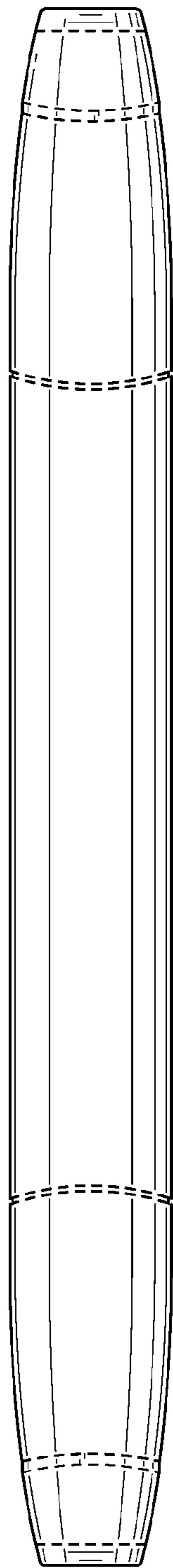


FIG. 2




FIG. 3




FIG. 4




FIG. 5

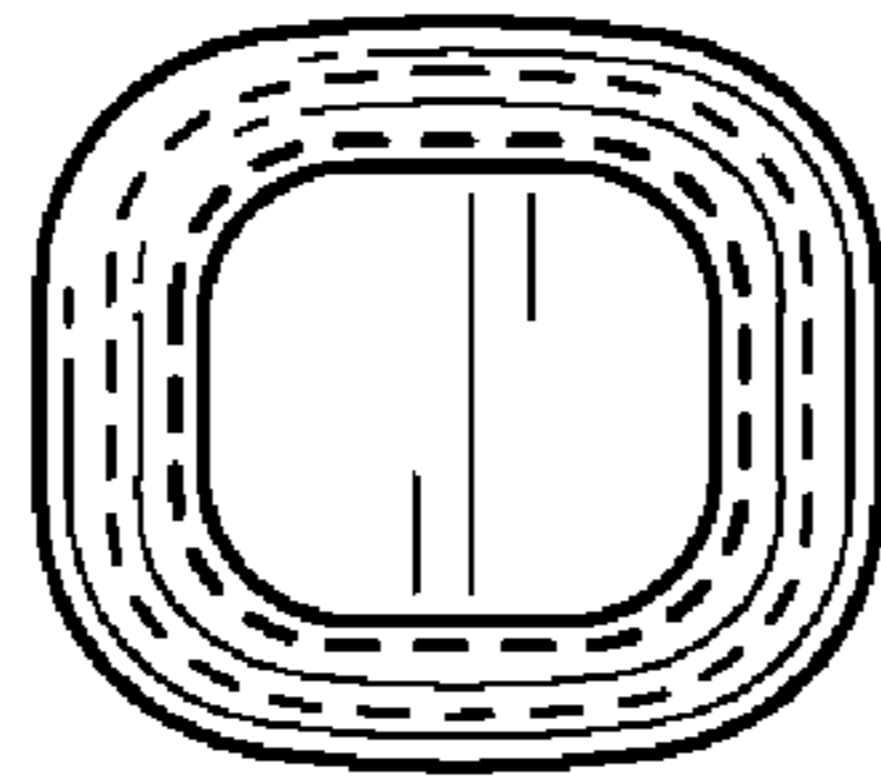


FIG. 6

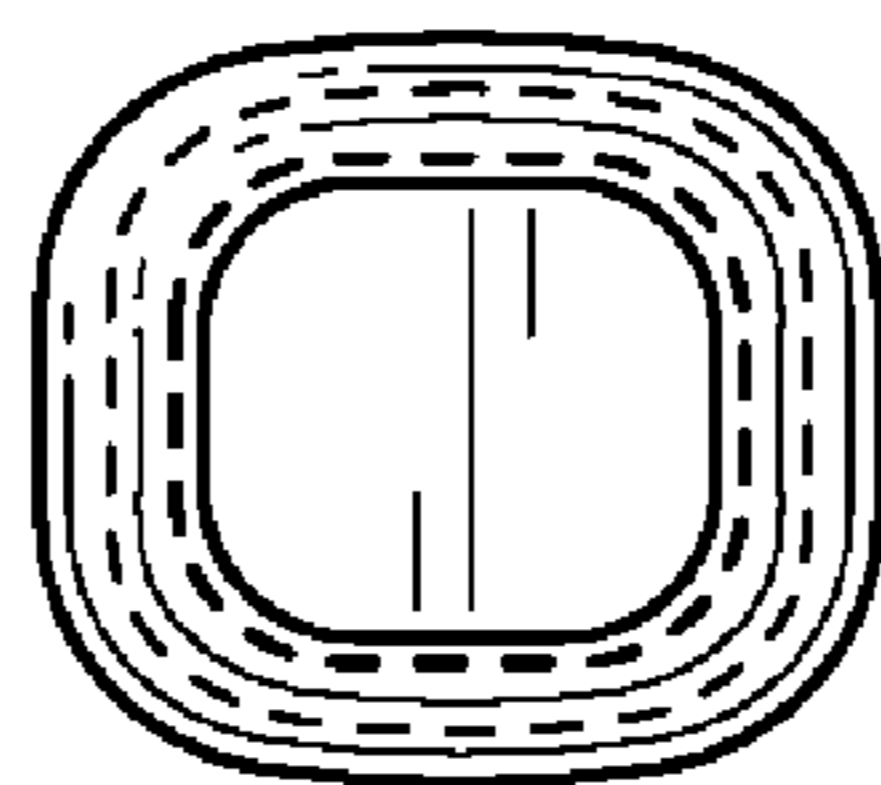


FIG. 7




FIG. 8