



US00D655741S

(12) **United States Design Patent**
Yee

(10) **Patent No.:** **US D655,741 S**
(45) **Date of Patent:** **** Mar. 13, 2012**

- (54) **EYEGLASS**
- (75) Inventor: **Peter Yee**, Irvine, CA (US)
- (73) Assignee: **Oakley, Inc.**, Foothill Ranch, CA (US)
- (**) Term: **14 Years**
- (21) Appl. No.: **29/383,490**
- (22) Filed: **Jan. 18, 2011**
- (51) **LOC (9) Cl.** **16-06**
- (52) **U.S. Cl.** **D16/320; D16/326; D16/321**
- (58) **Field of Classification Search** D16/101,
D16/300-342, 900; D29/109-110; D24/110.2;
351/41, 44, 51-52, 62, 158, 92, 103-123,
351/140, 153, 45-46; 2/426-432, 447-449,
2/441, 434-437, 13, 15; D21/483, 659-661
See application file for complete search history.

- D579,968 S 11/2008 Yee et al.
- D586,381 S 2/2009 Yee
- D601,181 S 9/2009 Fuchs
- D607,039 S 12/2009 Yee
- D612,412 S 3/2010 Yee
- D615,581 S 5/2010 Yee
- D616,918 S 6/2010 Rohrbach
- D622,302 S 8/2010 Yee
- D623,216 S 9/2010 Rohrbach
- D623,684 S 9/2010 Yee
- D624,579 S 9/2010 Rohrbach

* cited by examiner

Primary Examiner — Raphael Barkai

(74) *Attorney, Agent, or Firm* — Knobbe Martens Olson & Bear, LLP

(57) **CLAIM**

The ornamental design for an eyeglass, as shown and described.

DESCRIPTION

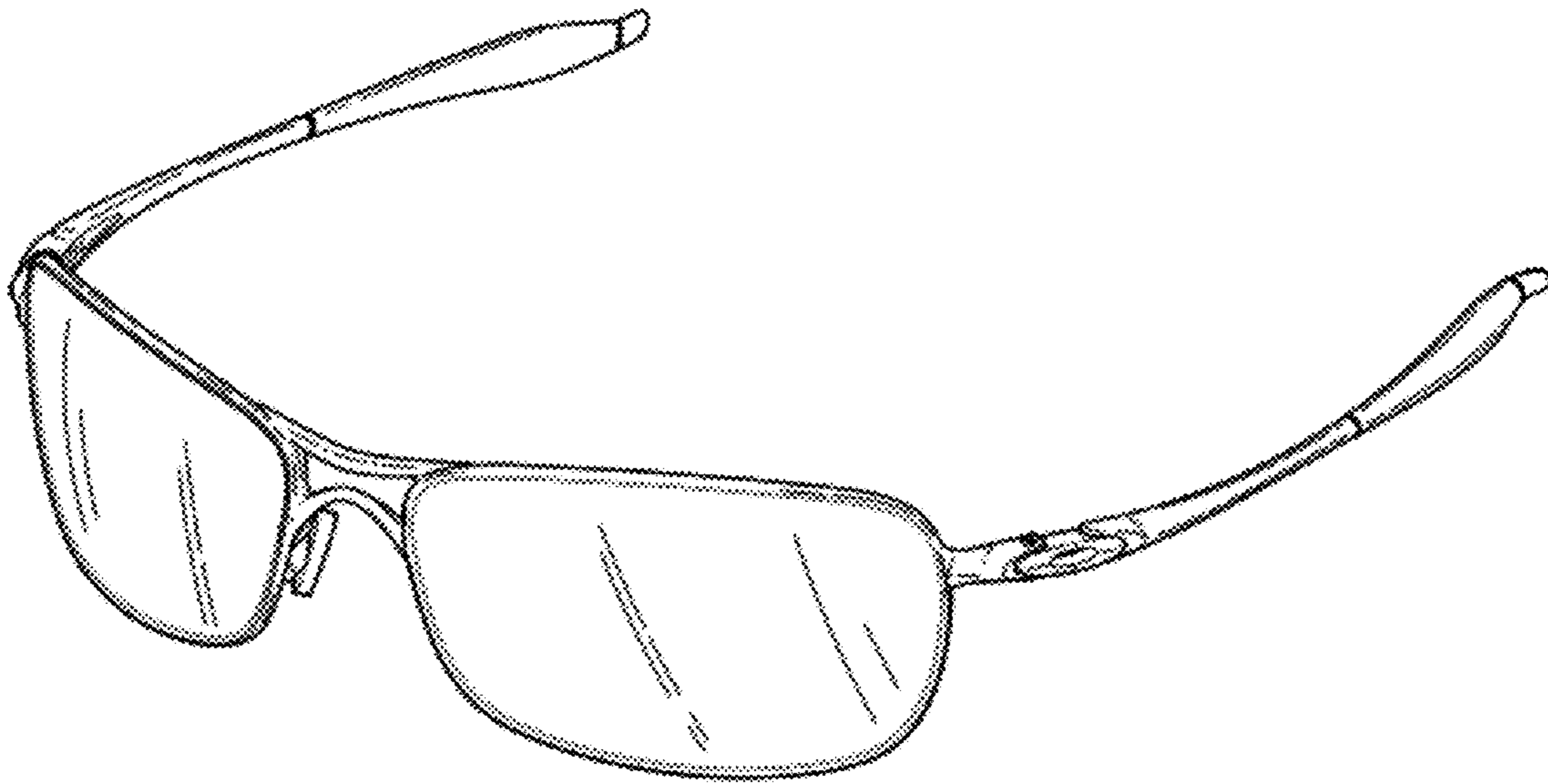
FIG. 1 is a front perspective view of an eyeglass of the present invention;
FIG. 2 is a front elevational view of the eyeglass of FIG. 1;
FIG. 3 is a rear elevational view of the eyeglass of FIG. 1;
FIG. 4 is a left side elevational view of the eyeglass of FIG. 1, the right side elevational view being a minor image thereof;
FIG. 5 is a top plan view of the eyeglass of FIG. 1; and,
FIG. 6 is a bottom plan view of the eyeglass of FIG. 1.

1 Claim, 4 Drawing Sheets

(56) **References Cited**

U.S. PATENT DOCUMENTS

- D135,992 S 7/1943 Pomeranz
- D263,058 S * 2/1982 Johnsen D16/320
- D384,967 S 10/1997 Conway
- D426,567 S * 6/2000 Gugler D16/320
- D433,437 S 11/2000 Yee et al.
- D544,020 S * 6/2007 Thixton et al. D16/330
- D548,268 S 8/2007 Yee
- D577,759 S 9/2008 Yee
- D579,480 S 10/2008 Yee et al.



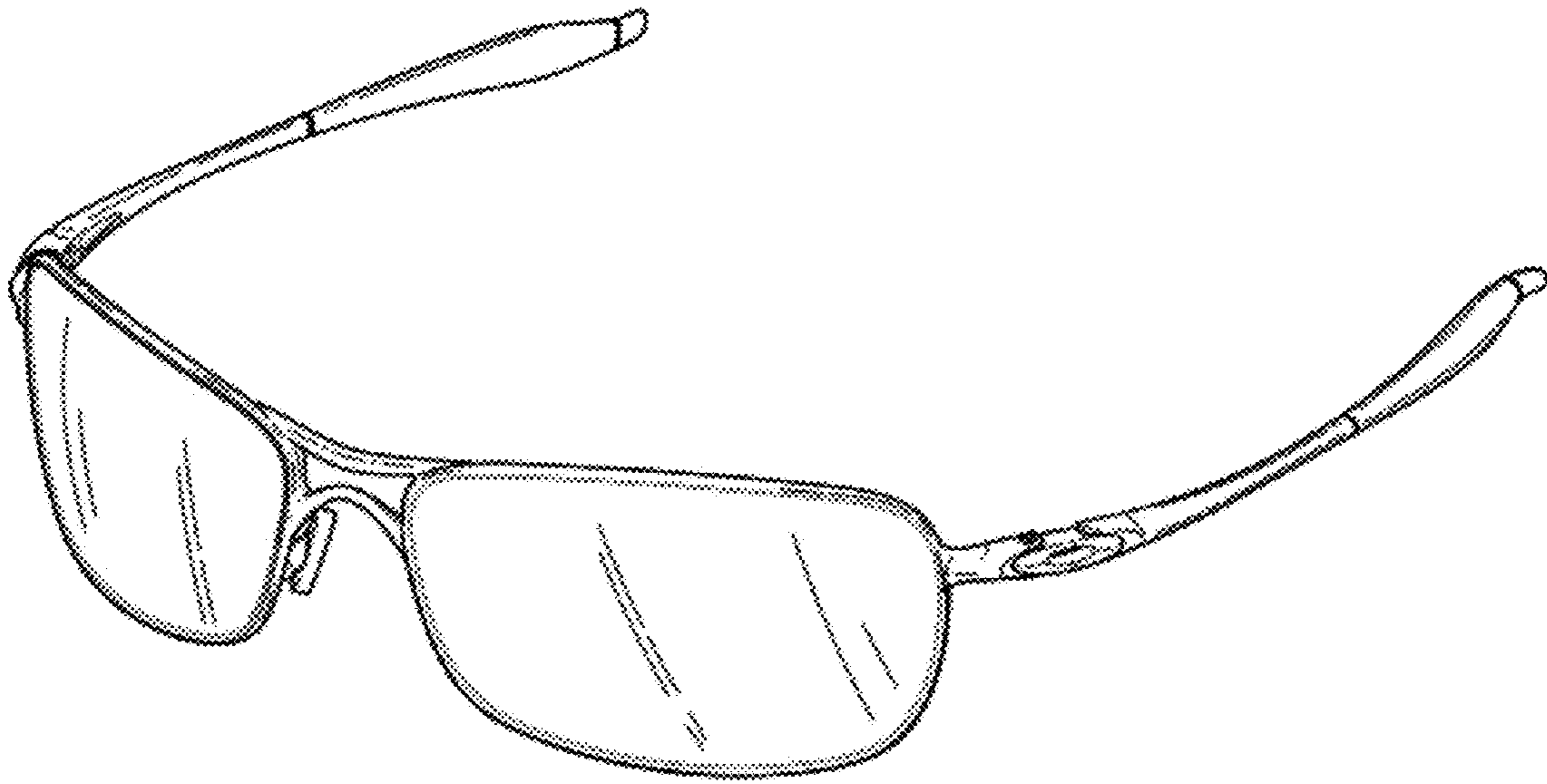


FIG. 1

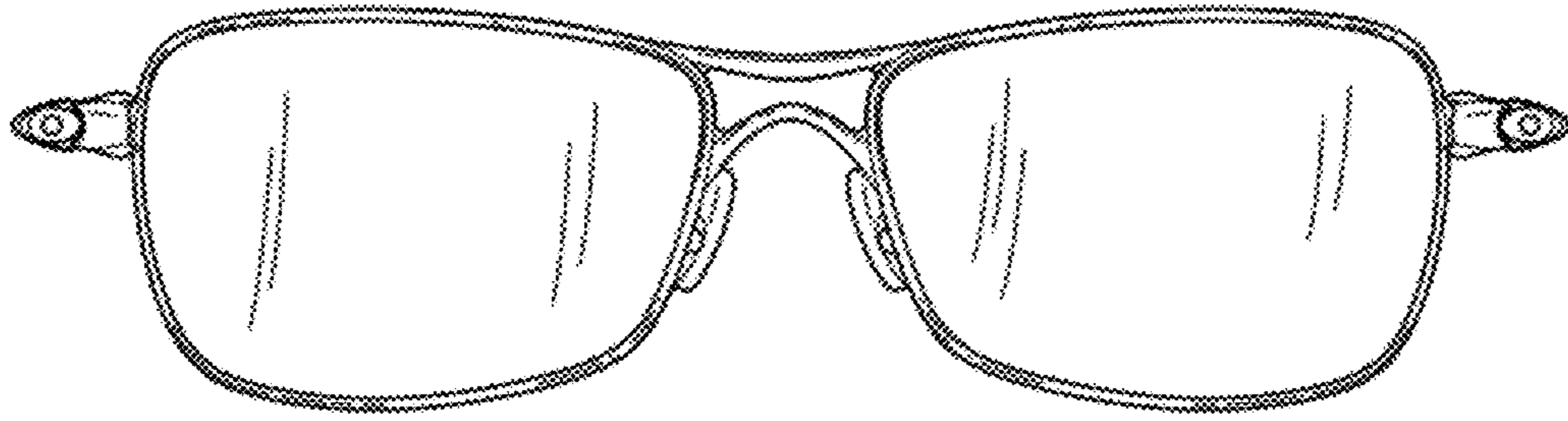


FIG. 2

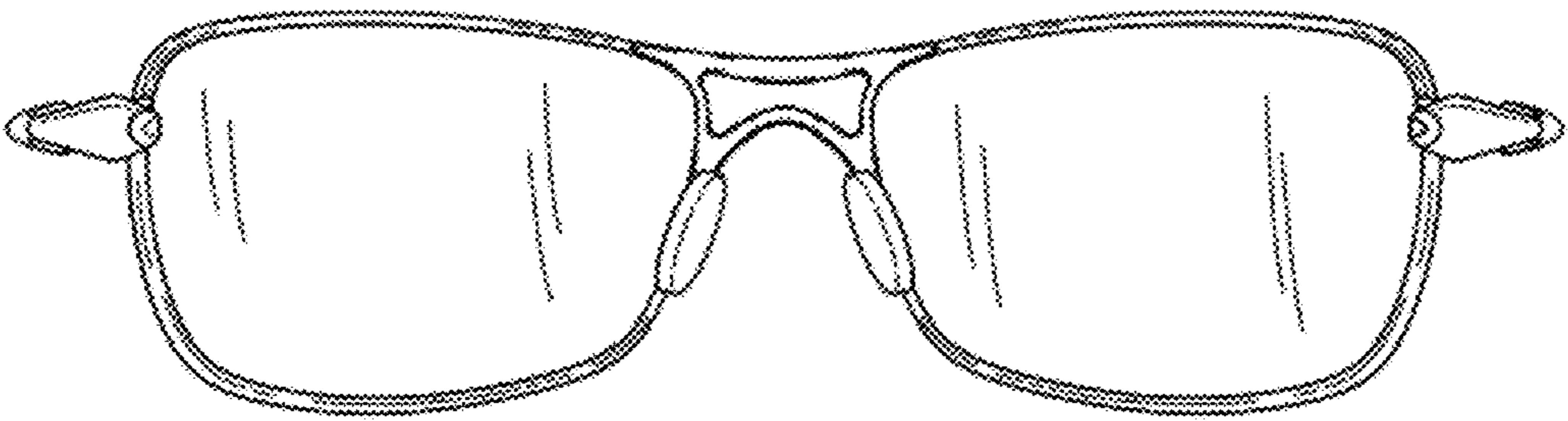


FIG. 3

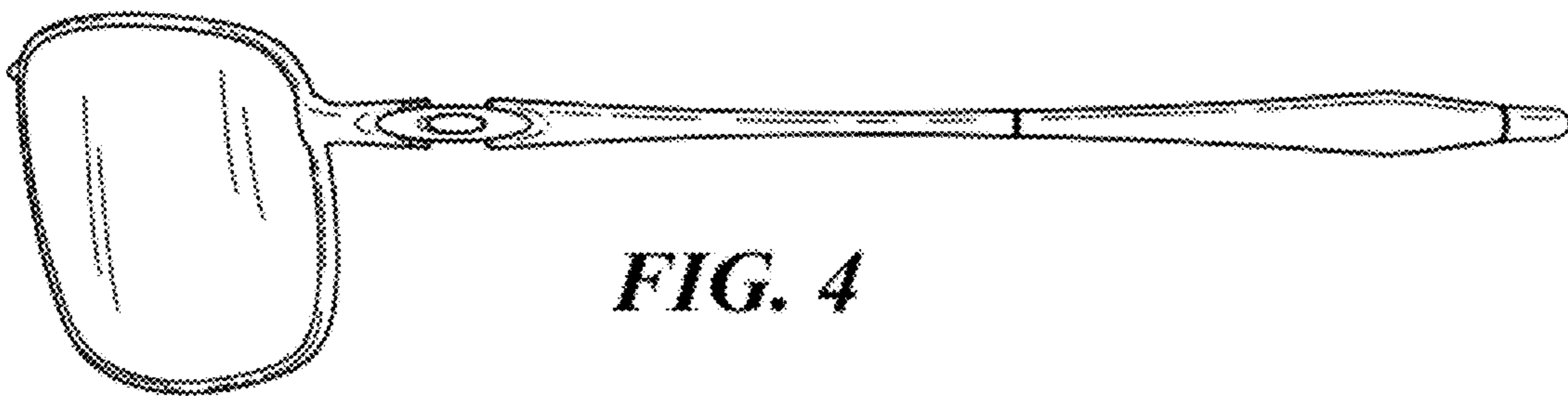


FIG. 4

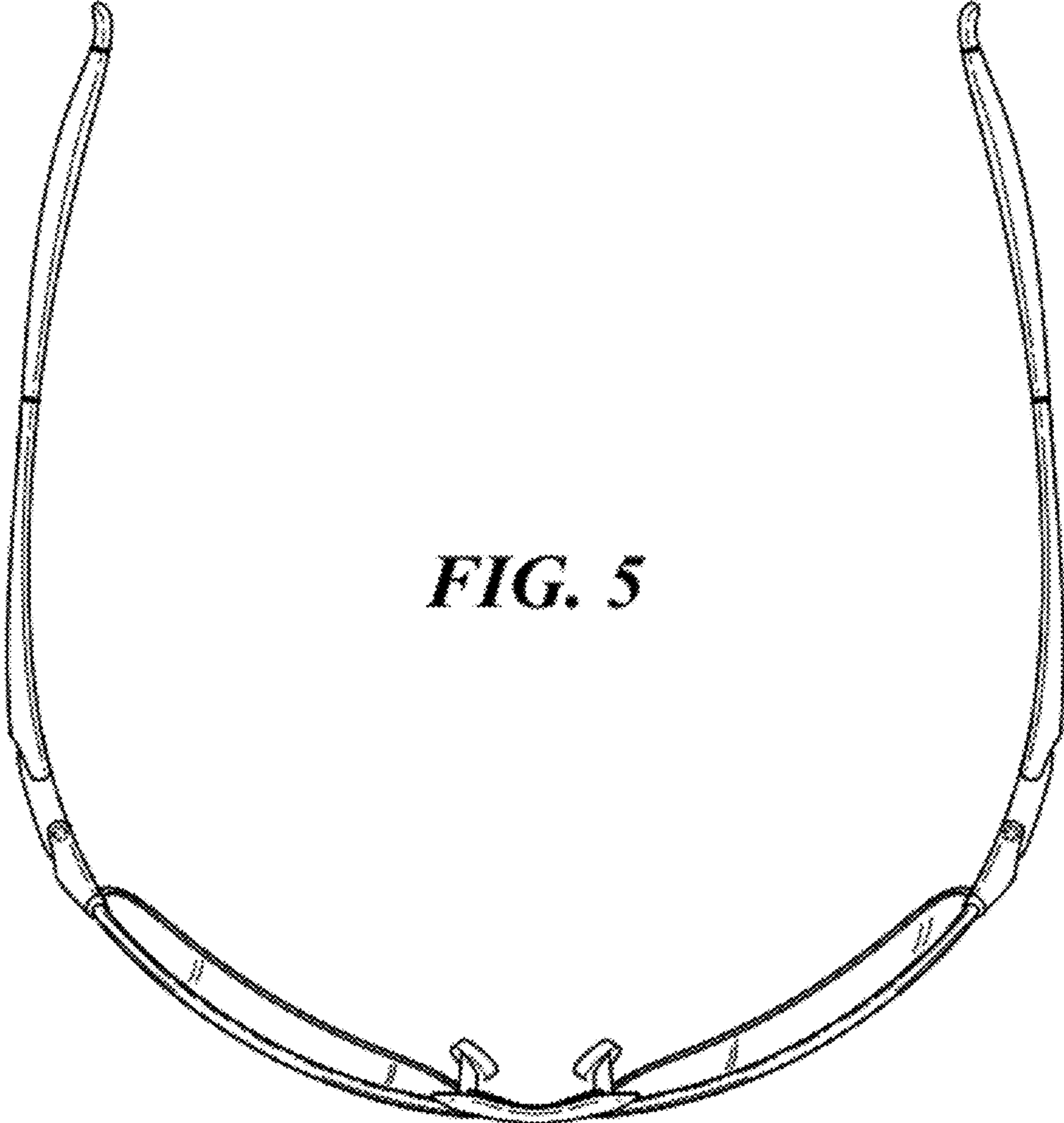


FIG. 5

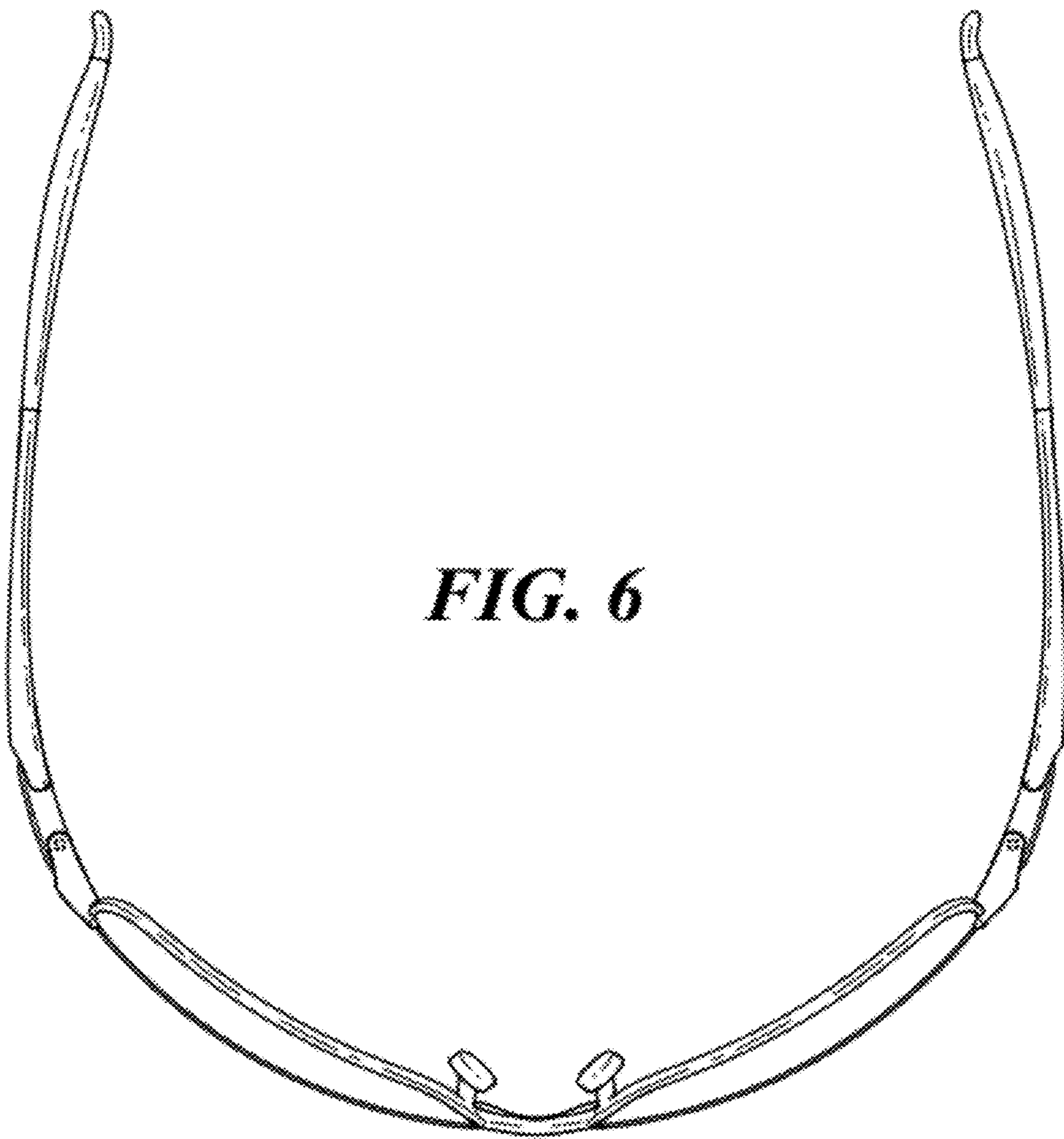


FIG. 6