



US00D655705S

(12) **United States Design Patent**
Matsuoka

(10) **Patent No.:** **US D655,705 S**
(45) **Date of Patent:** **** Mar. 13, 2012**

(54) **HOUSING FOR A MOBILE COMPUTING DEVICE**

(75) Inventor: **Yoshimichi Matsuoka**, Cupertino, CA (US)

(73) Assignee: **Hewlett-Packard Development Company, L.P.**, Houston, TX (US)

(**) Term: **14 Years**

(21) Appl. No.: **29/385,457**

(22) Filed: **Feb. 14, 2011**

Related U.S. Application Data

(63) Continuation of application No. 29/334,743, filed on Mar. 31, 2009, now Pat. No. Des. 633,492, which is a continuation of application No. 29/317,772, filed on May 6, 2008, now Pat. No. Des. 591,739.

(51) **LOC (9) Cl.** **14-02**

(52) **U.S. Cl.** **D14/341**

(58) **Field of Classification Search** D14/341-347, D14/137, 138, 138.1, 138 AA, 138 R, 138 AB, D14/138 AC, 138 AD, 138 C, 138 G, 496, D14/203.1, 203.3, 203.4, 203.5, 203.6, 203.7, D14/426, 427, 428, 432, 429, 129, 130, 420, D14/439-441, 448, 125, 147, 156, 218, 247-248, D14/250, 389, 336; D10/65, 104; D18/6-7; D21/29, 686, 33, 324, 329, 330; D19/60; 345/169, 901, 905; 348/169; 361/814; 341/122; 346/173; 379/433.04, 433.07, 433.11, 433.12, 379/433.13, 910, 916, 433.01, 433.06
See application file for complete search history.

(56) **References Cited**

U.S. PATENT DOCUMENTS

D490,100 S 5/2004 Su et al.
D494,166 S 8/2004 Kumagai et al.
D511,342 S 11/2005 Chien
D535,281 S 1/2007 Yang
D546,313 S 7/2007 Lheem
D558,173 S * 12/2007 Oross et al. D14/138 AD

D558,757 S 1/2008 Andre et al.
D561,159 S 2/2008 Heng et al.
D561,782 S 2/2008 Kim
D568,284 S 5/2008 Lee
D581,390 S 11/2008 Ma et al.
D585,044 S 1/2009 Seo et al.
D588,594 S * 3/2009 Matsuoka D14/341
D590,804 S 4/2009 Tkachuk
D591,739 S 5/2009 Matsuoka
D592,628 S 5/2009 Kim et al.
D593,062 S 5/2009 Lee et al.
D594,433 S 6/2009 Seo et al.
D596,152 S 7/2009 Hong et al.
D597,507 S 8/2009 Jung et al.
D600,230 S 9/2009 Salmi et al.
D600,241 S 9/2009 Andre et al.
D602,014 S 10/2009 Andre et al.
D602,017 S 10/2009 Andre et al.
D602,455 S 10/2009 Lee et al.
D606,037 S 12/2009 Christopher et al.
D608,228 S 1/2010 Miyawaki

(Continued)

Primary Examiner — Barbara Fox

(74) *Attorney, Agent, or Firm* — Mahamedi Paradice Kreisman LLP; Van Mahamedi

(57) **CLAIM**

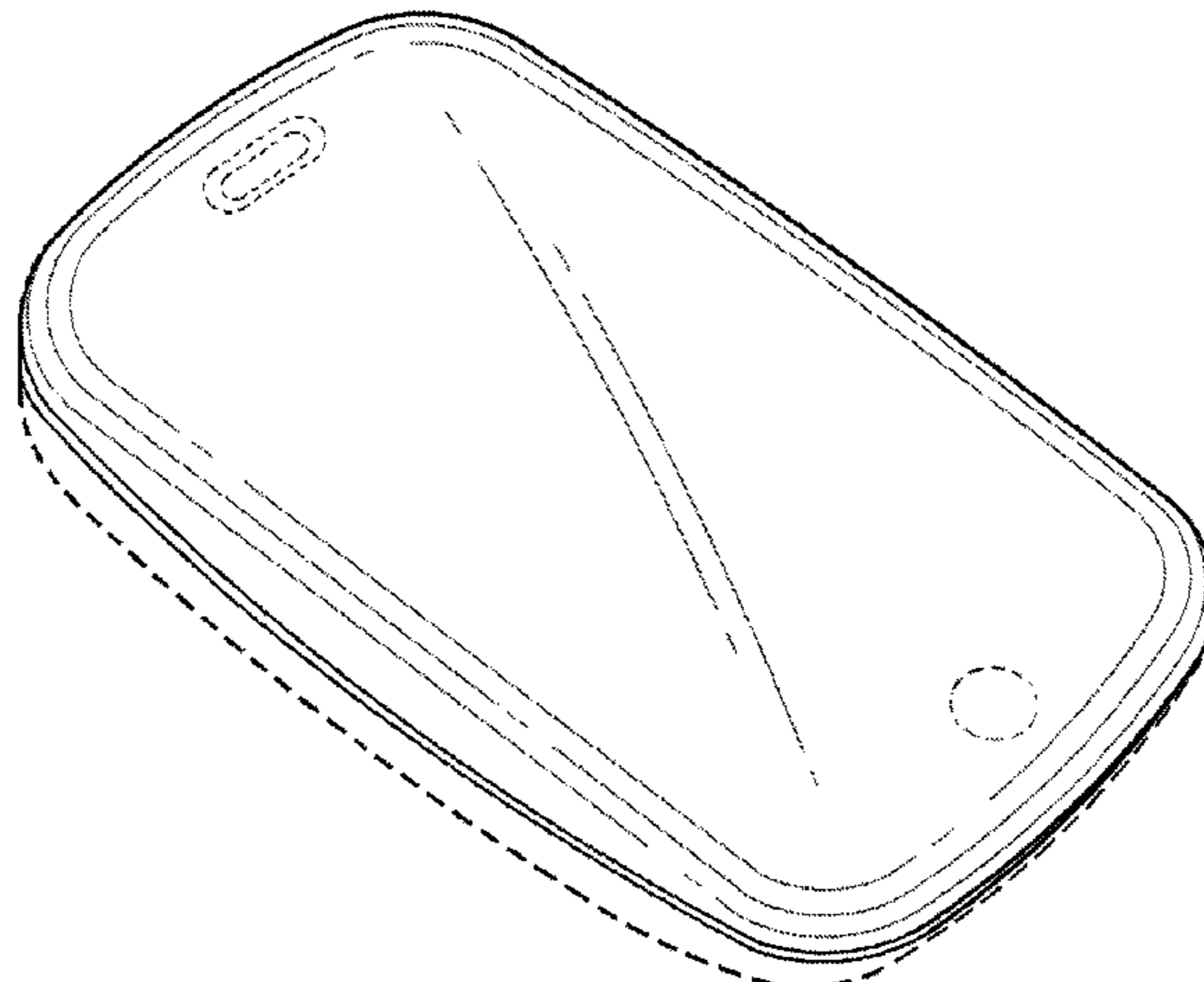
An ornamental design for a housing for a mobile computing device, as shown and described herein.

DESCRIPTION

FIG. 1 is a leftward front isometric view for a housing of a mobile computing device;
FIG. 2 is a rightward front isometric view thereof;
FIG. 3 is a front view thereof;
FIG. 4 is a leftward side view thereof;
FIG. 5 is a rightward side view thereof;
FIG. 6 is a bottom end view thereof;
FIG. 7 is a top end view thereof; and,
FIG. 8 is a back view thereof.

The light and heavy broken lines shown in the drawings are for the purpose of illustrating unclaimed surface features and unclaimed portions of the housing for a mobile computing device, and form no part of the claimed design.

1 Claim, 6 Drawing Sheets



US D655,705 S

Page 2

U.S. PATENT DOCUMENTS

7,660,560	B2	2/2010	Zuo et al.				
D629,772	S *	12/2010	Mo et al.	D14/138	G		
D629,780	S *	12/2010	Woo et al.	D14/138	G		
D633,492	S *	3/2011	Matsuoka	D14/341			
D635,112	S *	3/2011	Zhang et al.	D14/138	AB		
D638,420	S *	5/2011	Leung et al.	D14/345			
D639,261	S *	6/2011	Garnham et al.	D14/138	G		
D640,218	S *	6/2011	Ahn et al.	D14/138	G		
2006/0281501	A1	12/2006	Zuo et al.				
2009/0174666	A1	7/2009	Matsuoka				
2009/0176542	A1	7/2009	Matsuoka				
2009/0305742	A1	12/2009	Caballero et al.				
2011/0010668	A1 *	1/2011	Feldstein et al.	715/822			

* cited by examiner

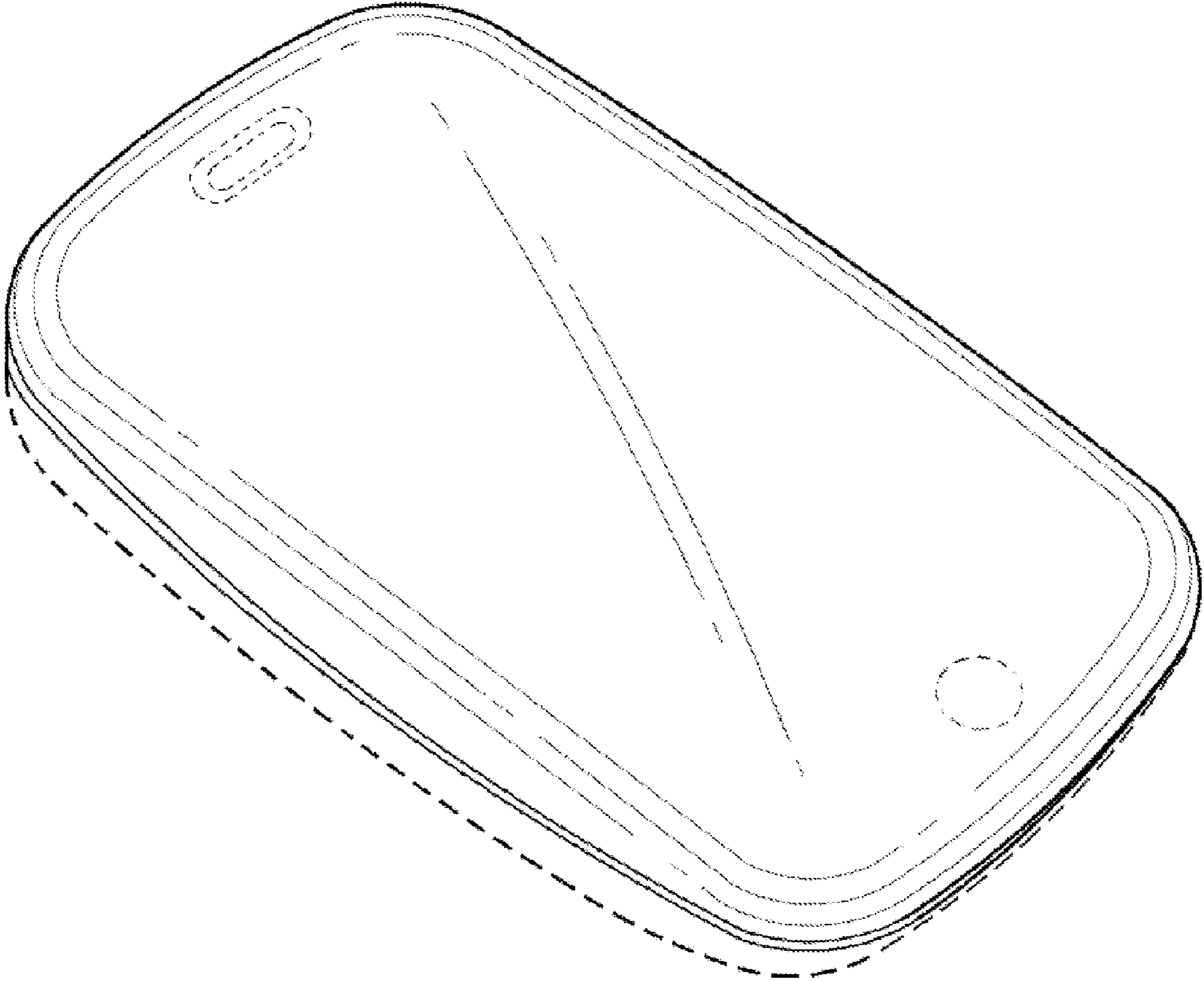


FIG. 1

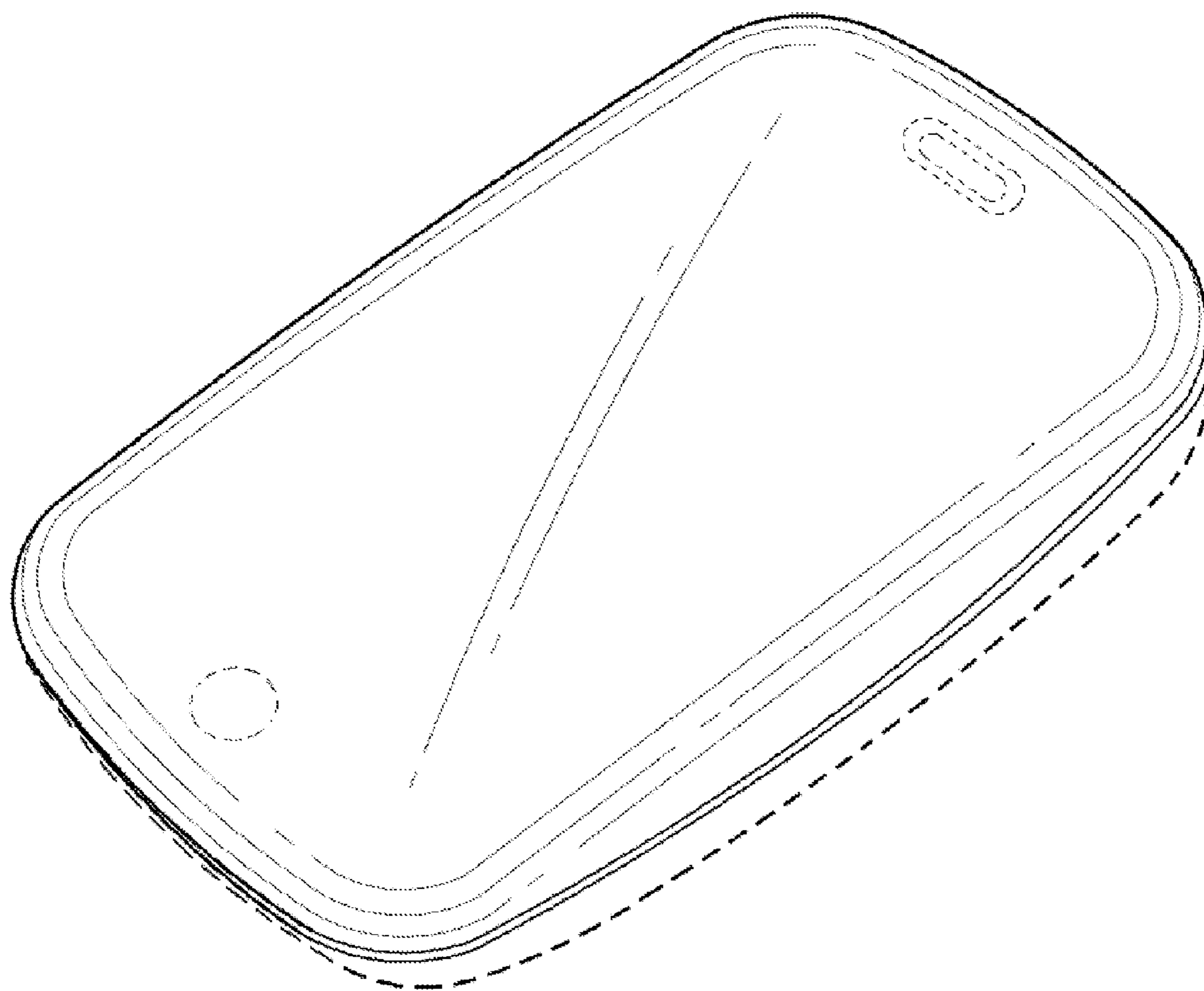


FIG. 2




FIG. 3




FIG. 4




FIG. 5

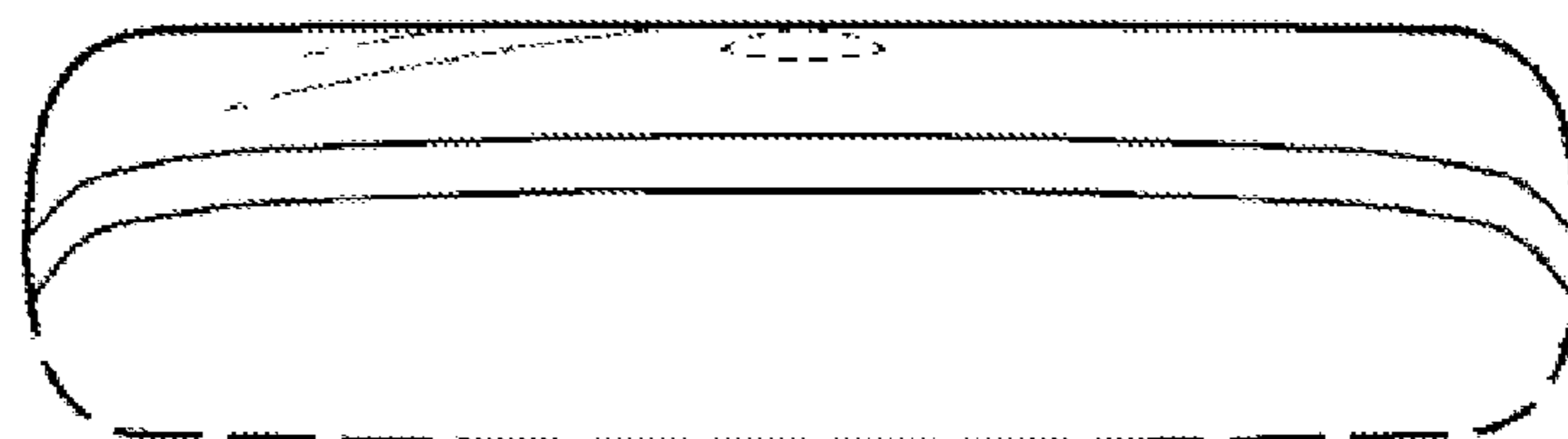


FIG. 6

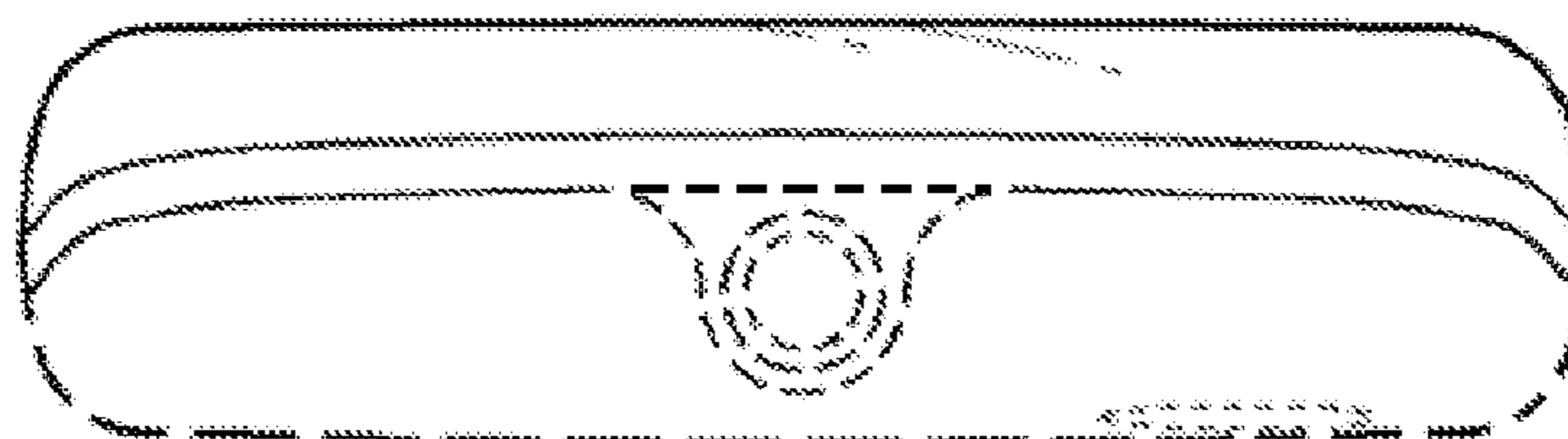


FIG. 7




FIG. 8