



US00D655701S

(12) **United States Design Patent**
Bruette

(10) **Patent No.:** **US D655,701 S**

(45) **Date of Patent:** **** Mar. 13, 2012**

(54) **CONTINUOUS CELLULAR PHONE WRAP**

(76) **Inventor:** **Jeff Bruette**, Middletown, DE (US)

(**) **Term:** **14 Years**

(21) **Appl. No.:** **29/367,379**

(22) **Filed:** **Aug. 6, 2010**

(51) **LOC (9) Cl.** **14-03**

(52) **U.S. Cl.** **D14/250**

(58) **Field of Classification Search** D14/130,
D14/140, 141, 142, 144, 147, 148, 149, 150,
D14/151, 240, 241, 250, 251, 329; D2/500,
D2/501, 502, 503, 504, 505, 508, 600, 602,
D2/603, 604, 605, 607, 608, 823, 826, 881,
D2/894, 999; 2/49.1, 60, 129, 131, 133,
2/144, 146, 207, 279, 468, 916, 918; D6/595-599,
D6/601, 604, 606; 5/652-656, 655.3, 655.9,
5/706, 910, 922, 420; D9/434; D7/391;
D3/219, 263, 264, 265, 266, 301; 206/5,
206/5.1, 6; 132/274; D24/107, 188, 189,
D24/200, 206

See application file for complete search history.

(56) **References Cited**

U.S. PATENT DOCUMENTS

6,082,535 A 7/2000 Mitchell
6,560,335 B2 5/2003 Zohn et al.
D538,034 S 3/2007 Moghaddam
D542,785 S 5/2007 Chung et al.
D543,541 S 5/2007 Chung et al.
D557,476 S * 12/2007 Wetzler D2/600
D598,438 S 8/2009 Seo
D598,439 S * 8/2009 Jordan D14/250

D605,453 S * 12/2009 Shapiro et al. D6/606
D611,708 S * 3/2010 Alexander D3/265
D629,181 S * 12/2010 Miranda D2/881
D632,398 S * 2/2011 Bray et al. D24/188

* cited by examiner

Primary Examiner — Susan Bennett Hattan

Assistant Examiner — Barbara B Lohr

(74) *Attorney, Agent, or Firm* — Muskin & Cusick, LLC;
Shawn R. Farmer

(57) **CLAIM**

The ornamental design for a continuous cellular phone wrap,
as shown and described.

DESCRIPTION

This application claims benefit to non-provisional application
Ser. No. 12/847,691, which is incorporated by reference
herein in its entirety.

FIG. 1 is a perspective view of a continuous cellular phone
wrap thereof in use;

FIG. 2 is a front view of a continuous cellular phone wrap
thereof in use;

FIG. 3 is a side view of a continuous cellular phone wrap
thereof in use;

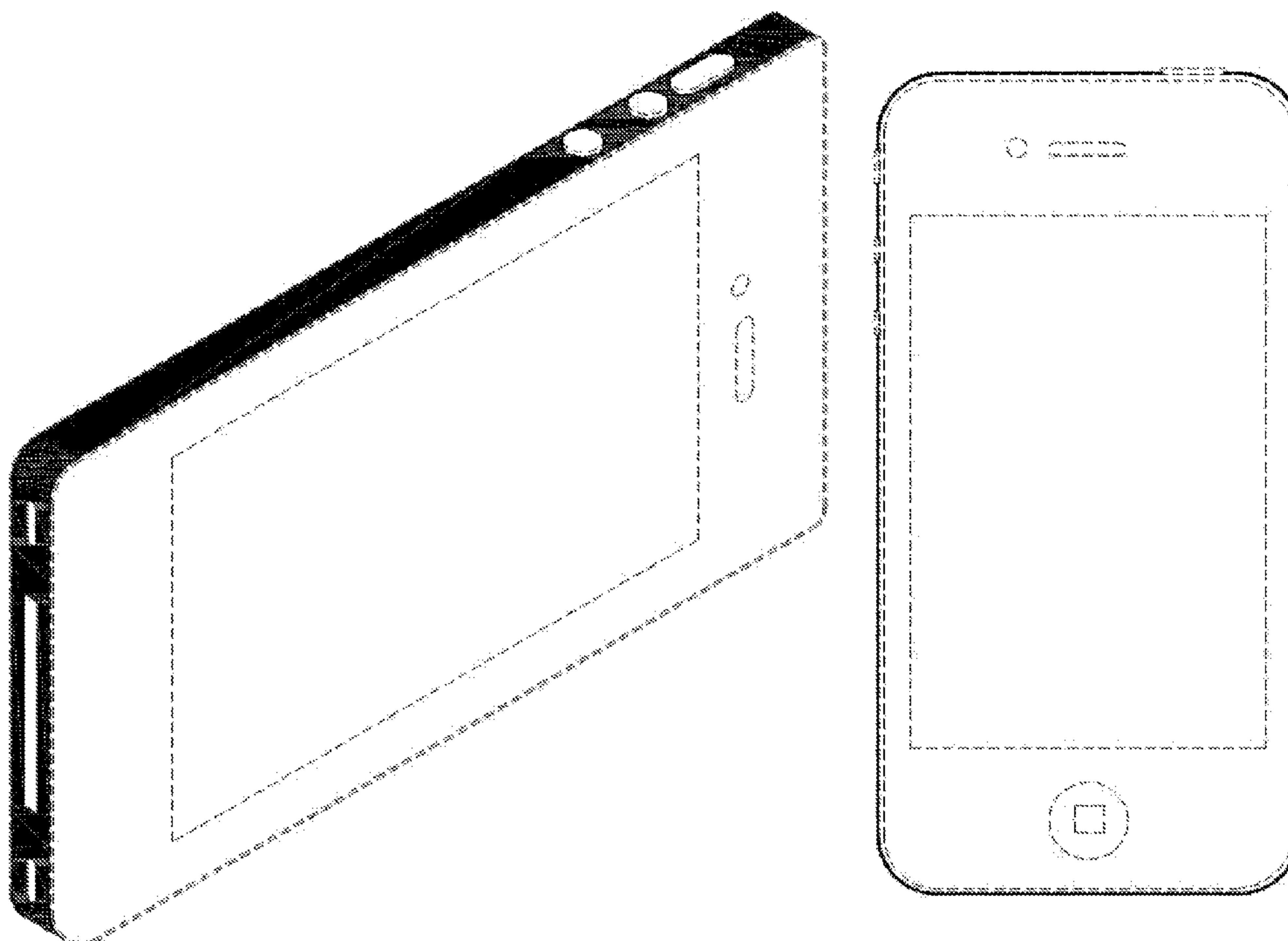
FIG. 4 is a side view of a continuous cellular phone wrap
thereof in use;

FIG. 5 is a top view of a continuous cellular phone wrap
thereof in use; and,

FIG. 6 is a bottom view of a continuous cellular phone wrap
thereof in use.

The broken lines in the drawings depict environment only and
form no part of the claimed design.

1 Claim, 3 Drawing Sheets



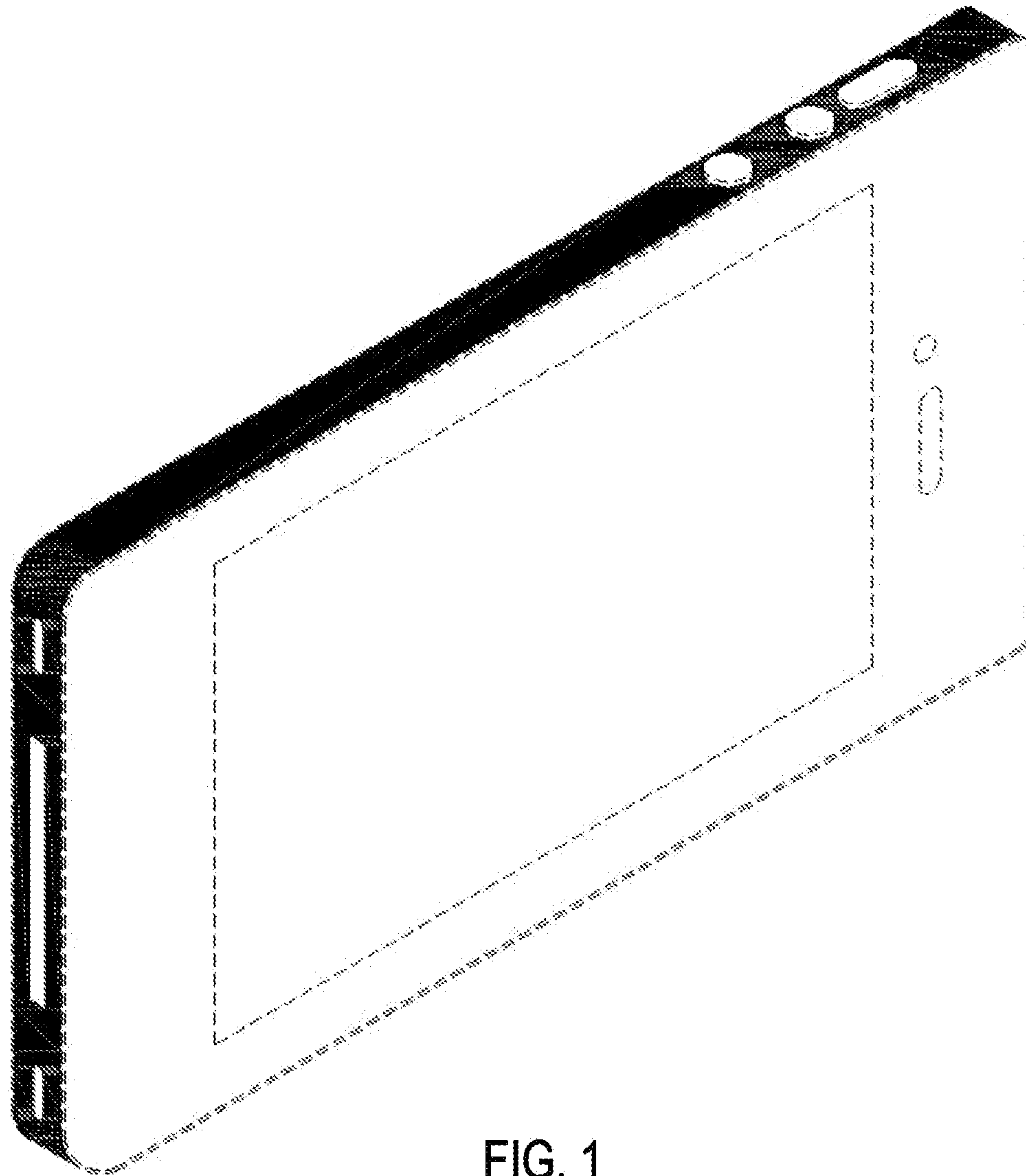


FIG. 1




FIG. 2



FIG. 3



FIG. 4



FIG. 5



FIG. 6