



US00D655699S

(12) **United States Design Patent**
Bau

(10) **Patent No.:** **US D655,699 S**
(45) **Date of Patent:** **** Mar. 13, 2012**

(54) **PROTECTIVE CASE FOR PORTABLE
HANDHELD ELECTRONIC DEVICE**

(75) Inventor: **Steven Chi Vun Bau**, Tracy, CA (US)

(73) Assignee: **Switcheasy Limited**, Kowloon (HK)

(**) Term: **14 Years**

(21) Appl. No.: **29/346,465**

(22) Filed: **Oct. 30, 2009**

(51) **LOC (9) Cl.** **14-03**

(52) **U.S. Cl.** **D14/250**

(58) **Field of Classification Search** D14/138 AA,
D14/138 AD, 138 G, 140, 142, 167, 217,
D14/218, 240, 242, 250-253, 299; D3/200,
D3/201, 218, 219, 228, 269, 273, 301; 220/4.02;
224/191, 240, 241, 245, 682, 683; 345/156;
235/486; 455/575.1

See application file for complete search history.

(56) **References Cited**

U.S. PATENT DOCUMENTS

7,689,257 B2 * 3/2010 Laaksonen et al. 455/575.1
7,714,838 B2 * 5/2010 Ranta et al. 345/156

D616,879 S * 6/2010 Kim et al. D14/250
7,743,999 B1 * 6/2010 Griffin 235/486
D623,180 S * 9/2010 Diebel D14/250
D634,313 S * 3/2011 Fitzpatrick et al. D14/250
D638,410 S * 5/2011 Khan et al. D14/250

* cited by examiner

Primary Examiner — Susan Bennett Hattan

Assistant Examiner — Barbara B Lohr

(74) *Attorney, Agent, or Firm* — Liu & Liu

(57) **CLAIM**

The ornamental design for a protective case for portable handheld electronic device, as shown and described.

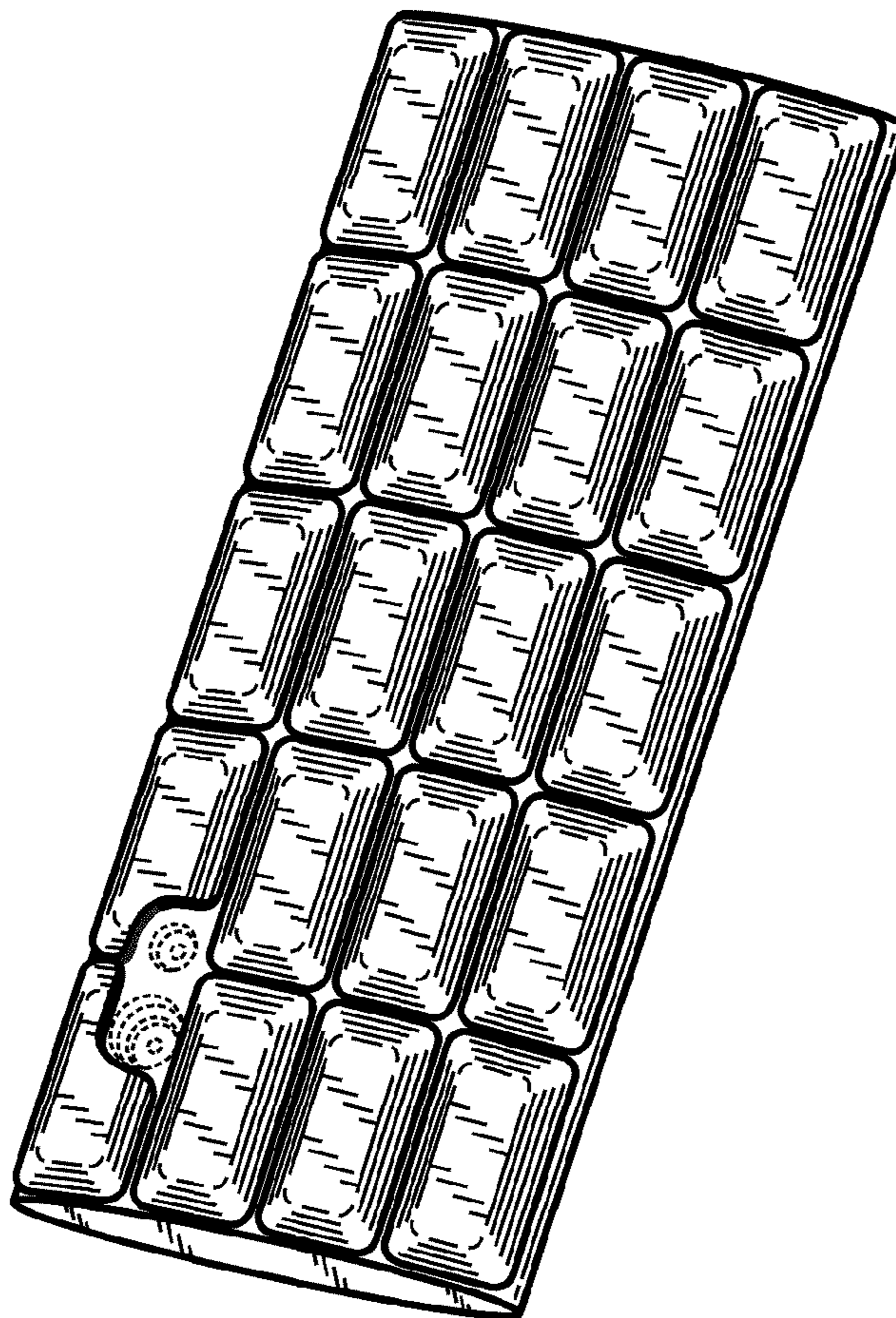
DESCRIPTION

FIG. 1 is a front plan view of my new design;
FIG. 2 is a right side view thereof;
FIG. 3 is a rear plan view thereof; and,
FIG. 4 is a rear perspective view thereof.

The broken lines represent openings in the protective case of the new design and the image of a portable handheld electronic device therein, which does not form a part of the claimed design.

The broken lines in the drawing depict environmental subject matter and form no part of the claimed design.

1 Claim, 2 Drawing Sheets



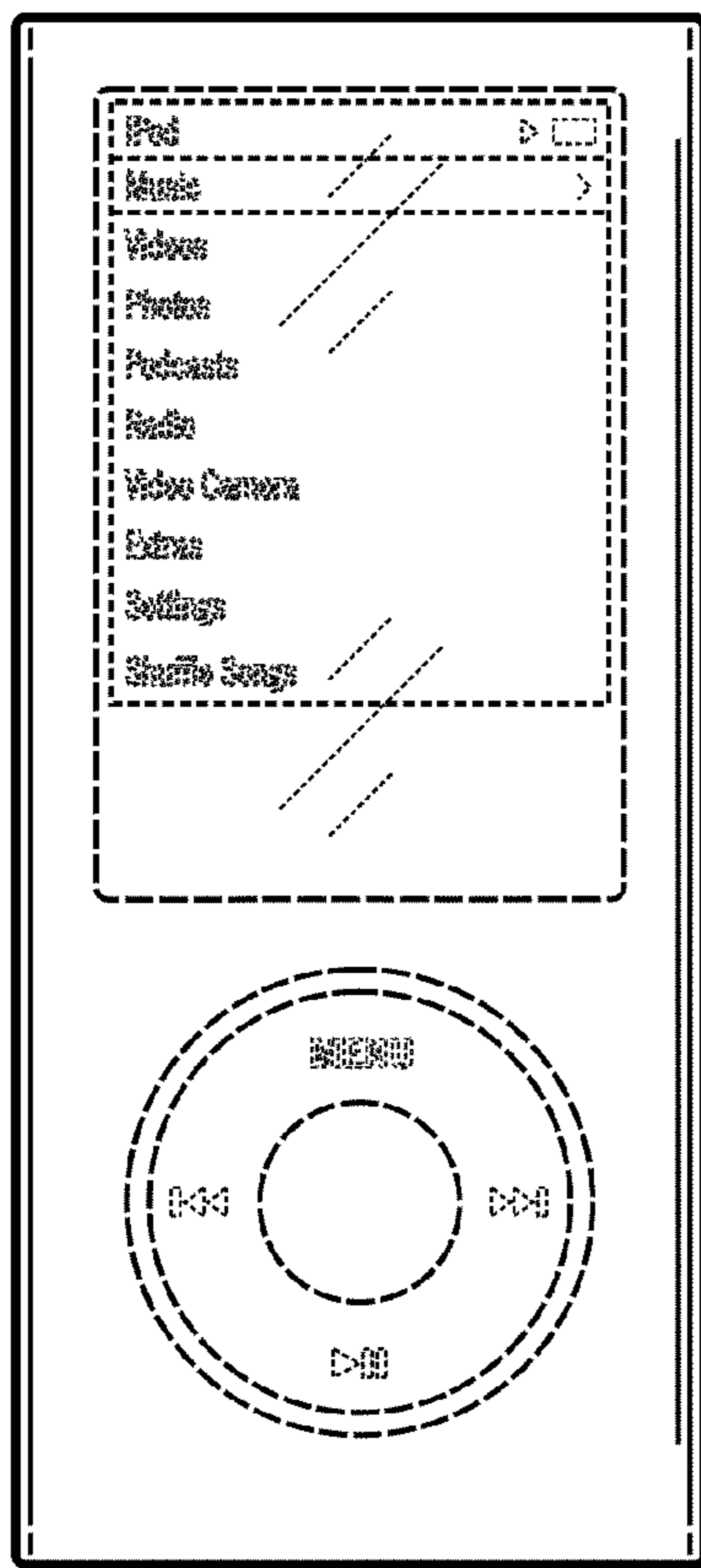


FIG. 1




FIG. 2

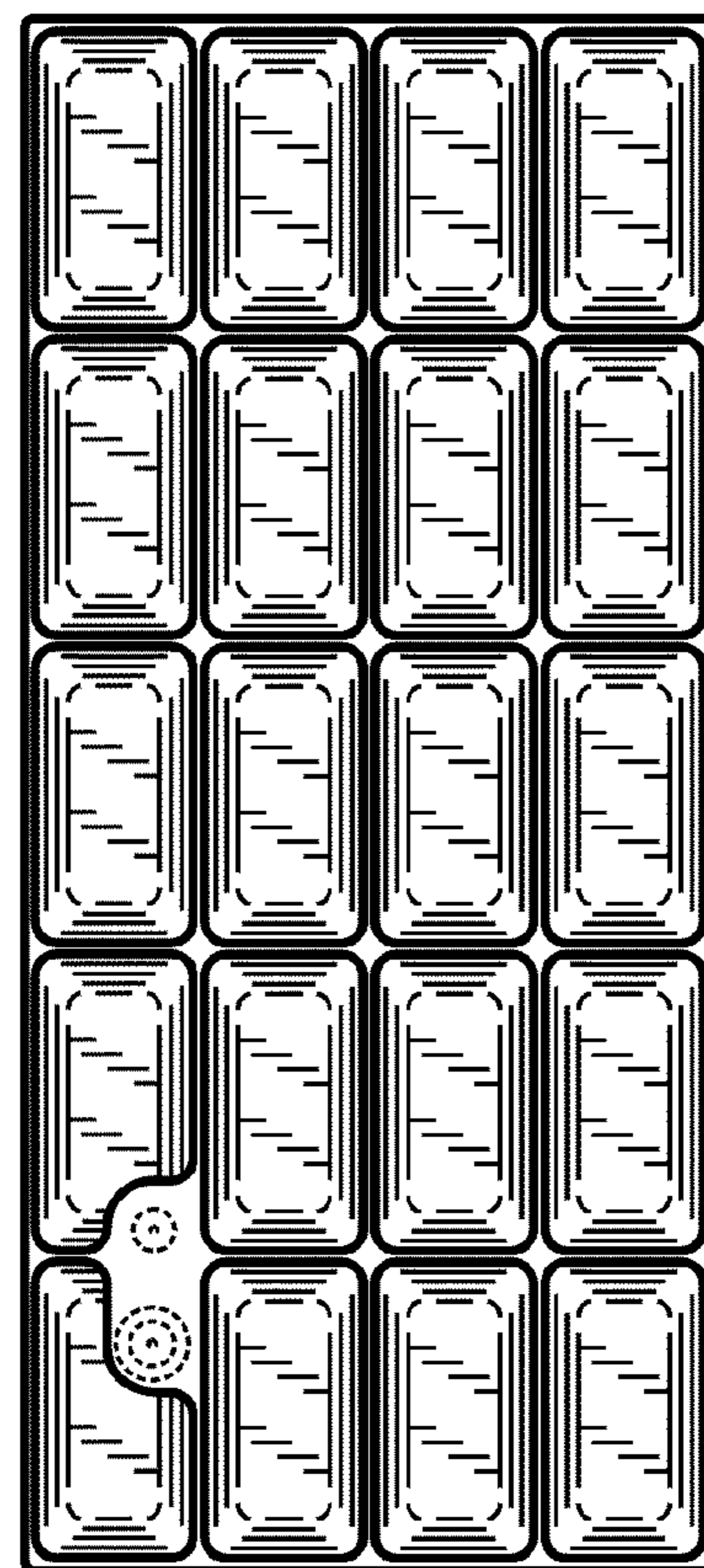


FIG. 3

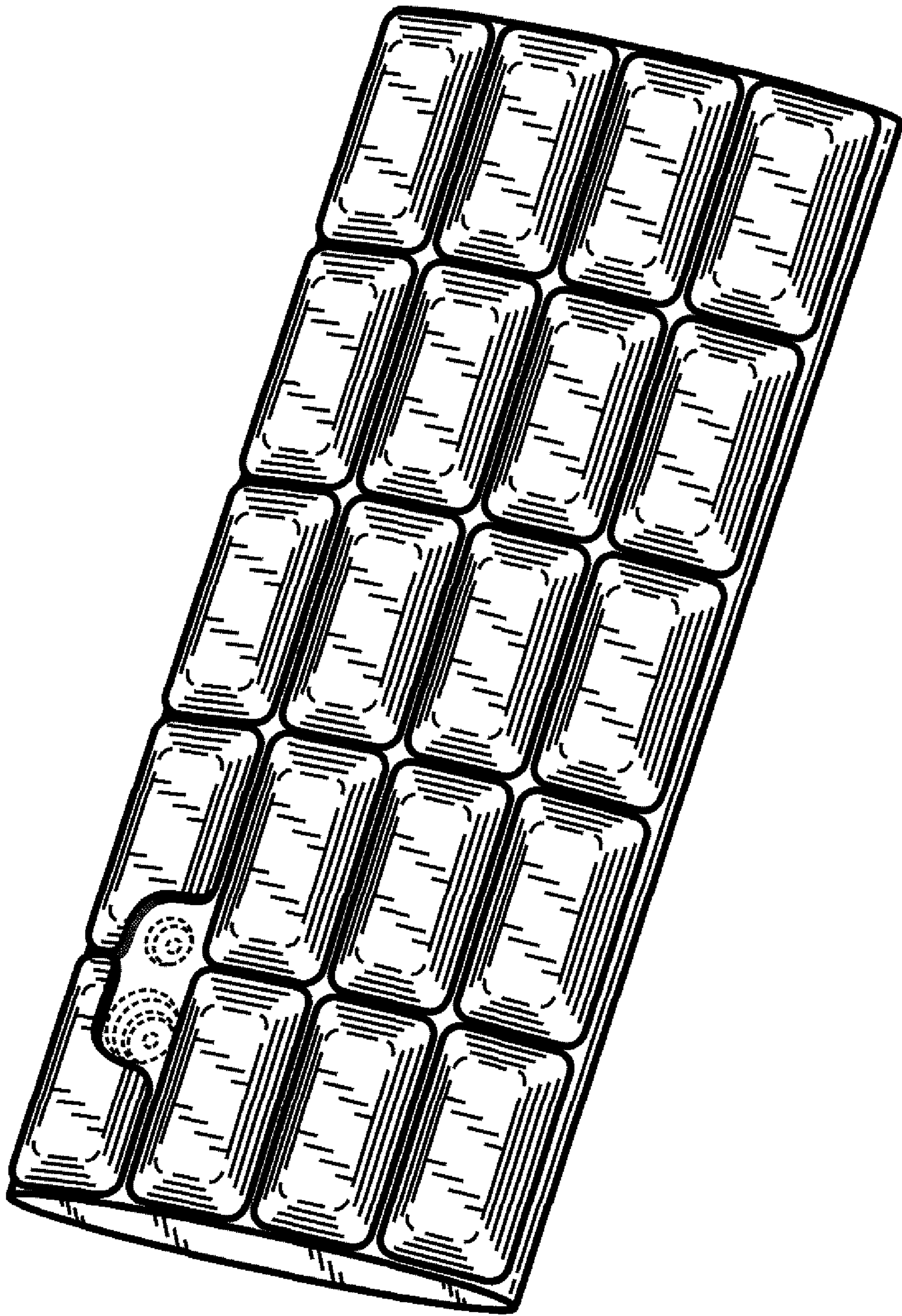


FIG. 4