



US00D655648S

(12) **United States Design Patent**
Imaiida et al.

(10) **Patent No.:** **US D655,648 S**
(45) **Date of Patent:** **** Mar. 13, 2012**

(54) **AUTOMOBILE AND/OR TOY REPLICA
THEREOF**

(75) Inventors: **Mineo Imaiida**, Kariya (JP); **Masanori
Kinoshita**, Kariya (JP); **Kousuke Kubo**,
Toyota (JP)

(73) Assignee: **Toyota Jidosha Kabushiki Kaisha**,
Toyota-shi (JP)

(**) Term: **14 Years**

(21) Appl. No.: **29/382,613**

(22) Filed: **Jan. 5, 2011**

(51) **LOC (9) Cl.** **12-08**

(52) **U.S. Cl.** **D12/91**

(58) **Field of Classification Search** D12/86,
D12/90-92; D21/424, 433, 434; 296/181.1,
296/181.5

See application file for complete search history.

(56) **References Cited**

U.S. PATENT DOCUMENTS

D469,038 S	1/2003	Mattin et al.	
D479,491 S	9/2003	Kato et al.	
D502,900 S	3/2005	Ikuma	
D504,639 S *	5/2005	Oishi et al.	D12/91
D512,000 S	11/2005	Suzuki et al.	
D541,702 S *	5/2007	D'Aprile et al.	D12/91
D588,965 S	3/2009	Hazumi et al.	
D595,615 S *	7/2009	Nagafuchi et al.	D12/91
D599,258 S	9/2009	Inukai et al.	
D608,694 S *	1/2010	Okue et al.	D12/91
D609,614 S	2/2010	Okue et al.	
D617,684 S *	6/2010	Nagura et al.	D12/92
D619,500 S *	7/2010	Hsu et al.	D12/91

D622,635 S *	8/2010	Scott et al.	D12/92
D624,850 S *	10/2010	Yagi et al.	D12/91
D628,938 S *	12/2010	Yamazaki et al.	D12/91
D630,553 S *	1/2011	Muller	D12/91
D630,554 S *	1/2011	Kim	D12/91
D633,823 S *	3/2011	Matei et al.	D12/91
D642,093 S *	7/2011	Kubo et al.	D12/91

OTHER PUBLICATIONS

Catalog of Mazda Premacy, Mazda, Feb. 2005.
Catalog of Toyota Caldina, Toyota Jidosha Kabushiki Kaisha, Jan.
2005.
Catalog of Honda FIT, Honda, May 2008.
Catalog of Toyota Prius, Toyota, Jun. 2009.

* cited by examiner

Primary Examiner — Melody N Brown

(74) *Attorney, Agent, or Firm* — Finnegan, Henderson,
Farabow, Garrett & Dunner, LLP

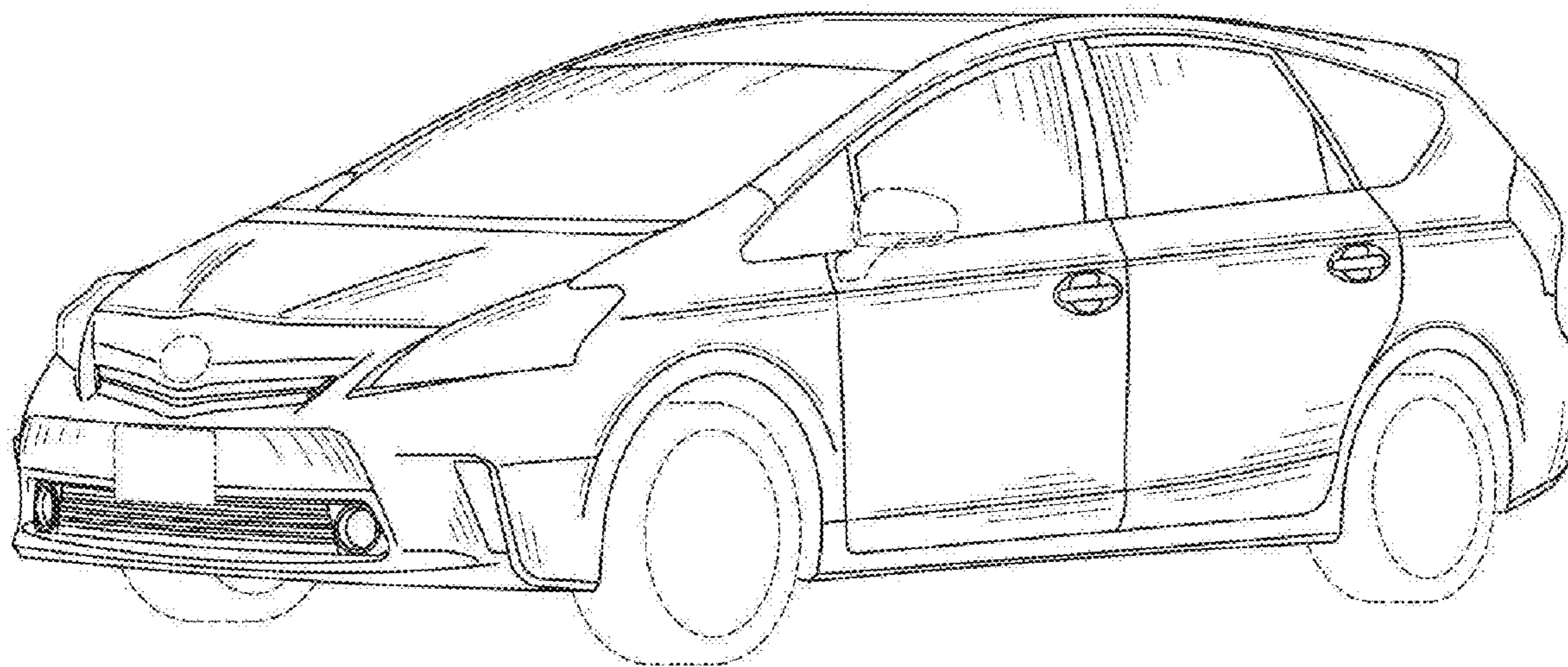
(57) **CLAIM**

The ornamental design for an automobile and/or toy replica
thereof, as shown and described.

DESCRIPTION

FIG. 1 is a front perspective view of an automobile and/or toy
replica thereof of our new design;
FIG. 2 is a rear perspective view thereof;
FIG. 3 is a front view thereof;
FIG. 4 is a rear view thereof;
FIG. 5 is a right side view thereof, the left side view being a
mirror image thereof; and,
FIG. 6 is a top plan view thereof.
The broken lines depict environment and form no part of the
claimed design.

1 Claim, 5 Drawing Sheets



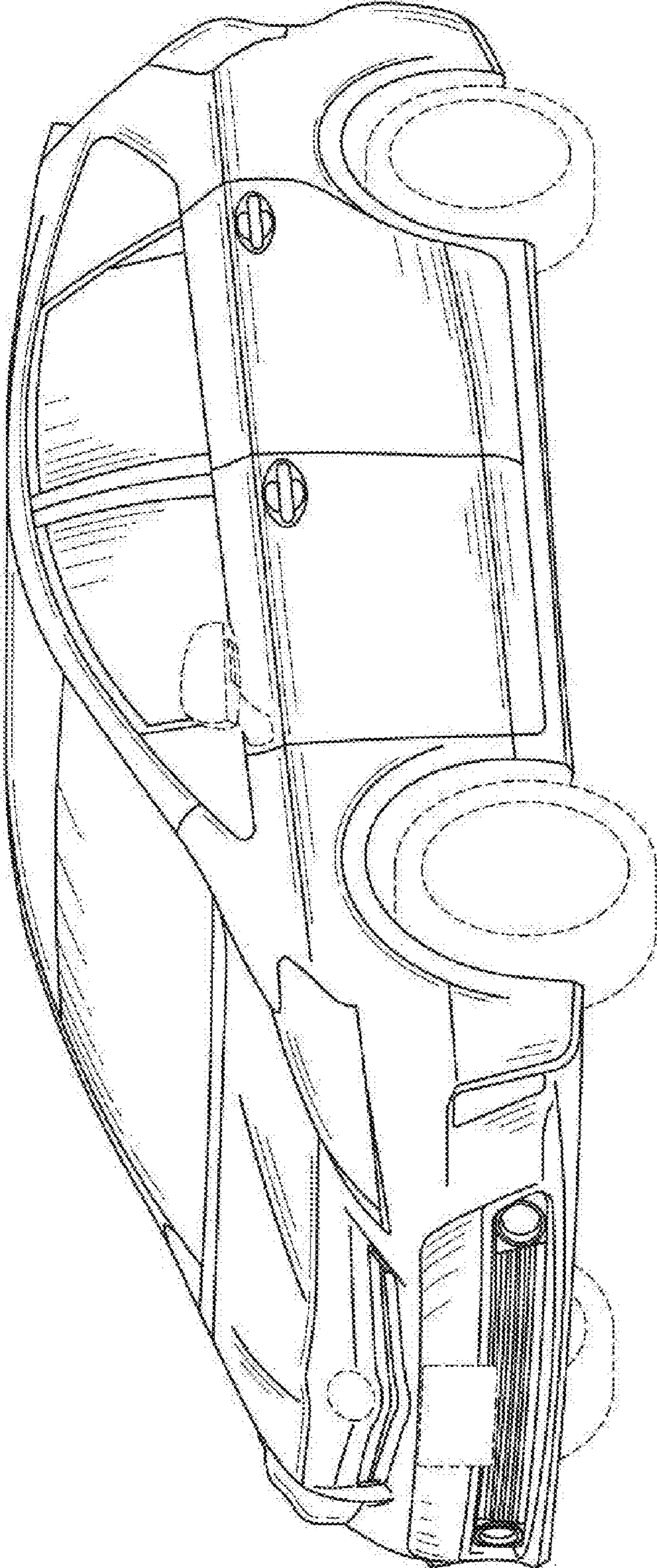


FIG. 1

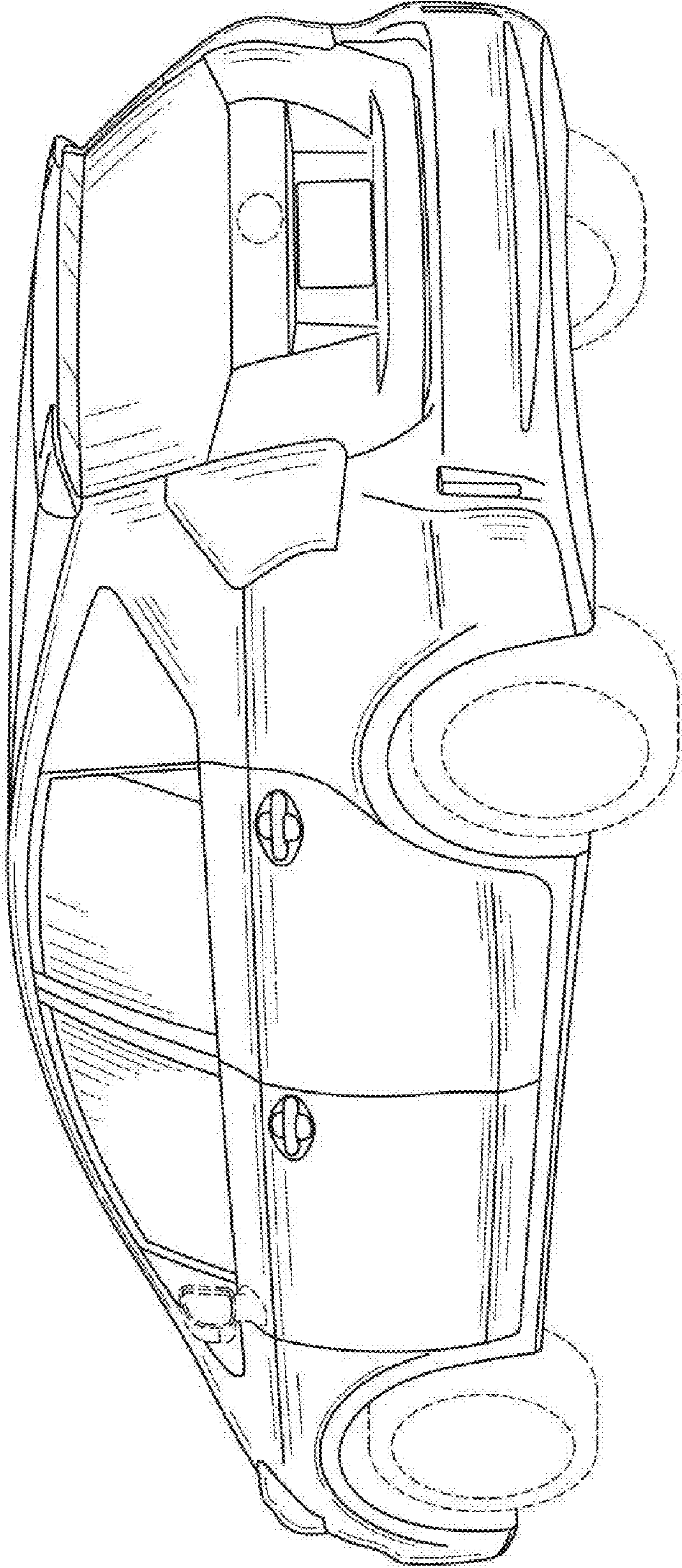


FIG. 2




FIG. 3




FIG. 4

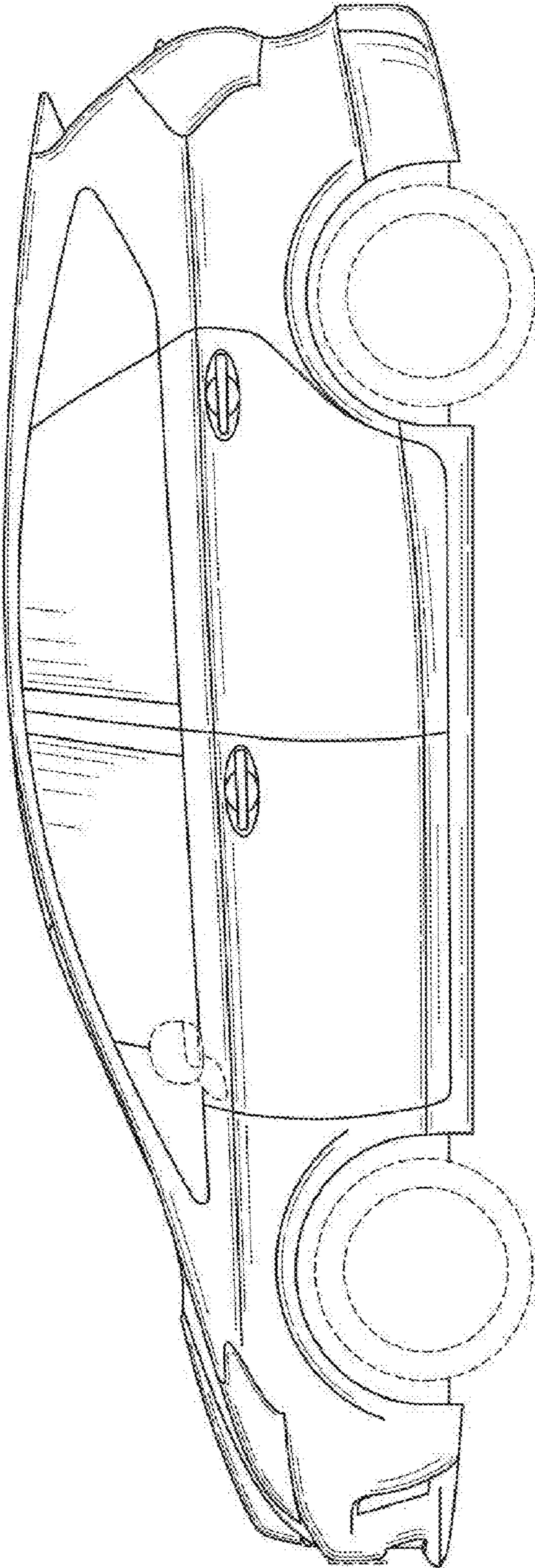


FIG. 5

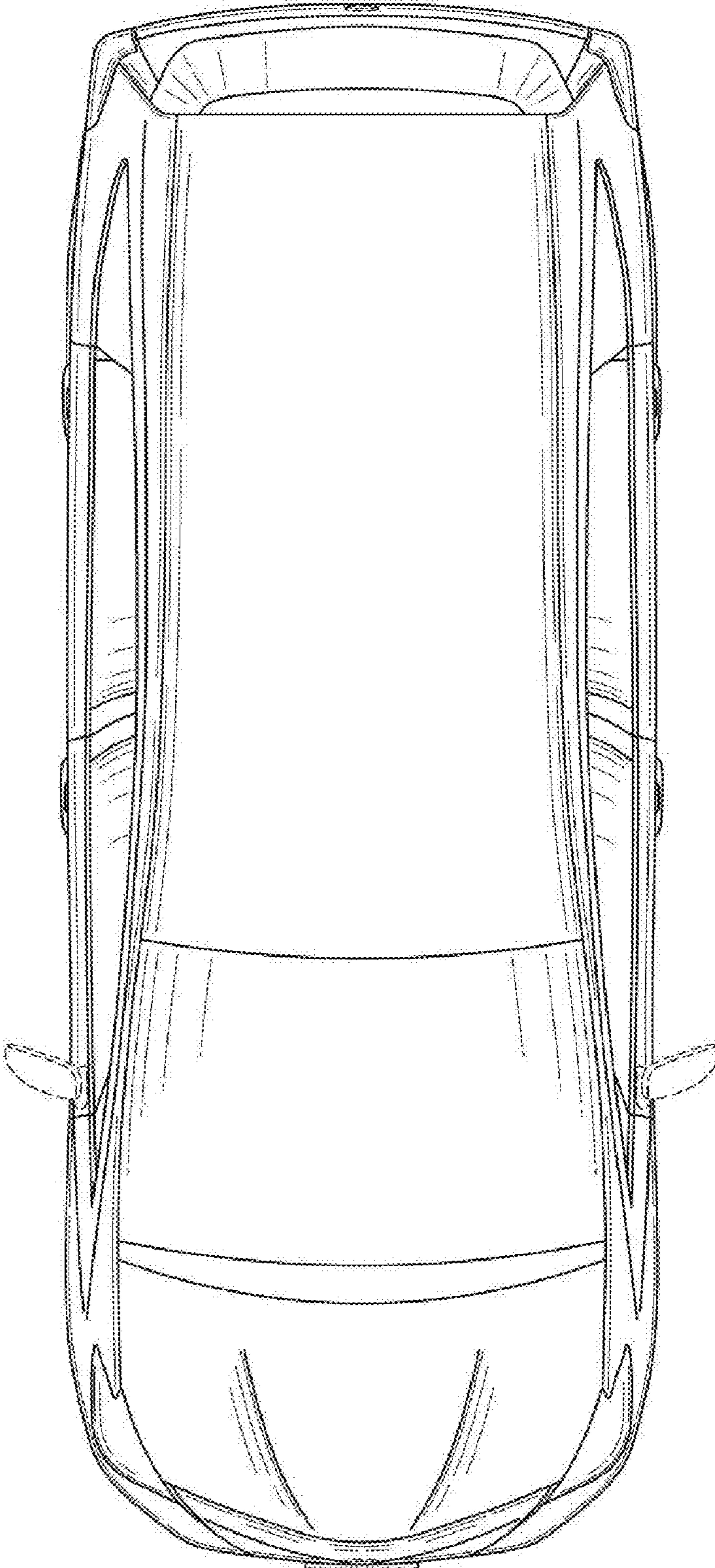


FIG. 6