



US00D655632S

(12) **United States Design Patent**  
**van der Lande**

(10) **Patent No.:** **US D655,632 S**  
(45) **Date of Patent:** **\*\* Mar. 13, 2012**

- (54) **OWL KITCHEN TIMER**
- (75) Inventor: **Jan van der Lande**, New York, NY (US)
- (73) Assignee: **Kikkerland Design Inc.**, New York, NY (US)
- (\*\*) Term: **14 Years**
- (21) Appl. No.: **29/404,587**
- (22) Filed: **Oct. 21, 2011**
- (51) **LOC (9) Cl.** ..... **10-03**
- (52) **U.S. Cl.** ..... **D10/40; D10/7**
- (58) **Field of Classification Search** ..... D10/40, D10/7; D11/162; D21/606; 368/97, 98, 368/99, 100, 108, 109  
See application file for complete search history.

- D534,085 S \* 12/2006 McDonough ..... D10/40
- D564,400 S \* 3/2008 Chen ..... D11/162
- D564,401 S \* 3/2008 Chen ..... D11/162
- D589,370 S \* 3/2009 Sheehan ..... D10/7
- D613,187 S \* 4/2010 Bialek-Wester ..... D10/40
- D636,987 S \* 5/2011 van der Lande ..... D3/211
- 2005/0041534 A1 \* 2/2005 McCarthy ..... 368/109

\* cited by examiner

*Primary Examiner* — Lucy Lieberman  
(74) *Attorney, Agent, or Firm* — Cascio & Zervas

(57) **CLAIM**  
The ornamental design for an owl kitchen timer, as shown and described.

**DESCRIPTION**


FIG. 1 is a front elevational view of the owl kitchen timer showing my design;  
FIG. 2 is a rear elevational view thereof;  
FIG. 3 is a right side elevational view thereof;  
FIG. 4 is a left side elevational view thereof;  
FIG. 5 is a top plan view thereof;  
FIG. 6 is a bottom plan view thereof; and,  
FIG. 7 is a front perspective view thereof.  
The broken lines in FIGS. 1 through 4 and 7 are for illustrative purposes only and do not form part of the claimed design.

**1 Claim, 4 Drawing Sheets**

(56) **References Cited**

U.S. PATENT DOCUMENTS

- D50,230 S \* 1/1917 Cady ..... D21/606
- D152,662 S \* 2/1949 Smith ..... D11/162
- D161,713 S \* 1/1951 Sessions ..... D10/7
- D169,947 S \* 6/1953 Punzak ..... D10/7
- D276,705 S \* 12/1984 Oliveri ..... D10/40
- D326,297 S \* 5/1992 Noshiro ..... D21/531
- D336,941 S \* 6/1993 Leung ..... D21/606






FIG. 1

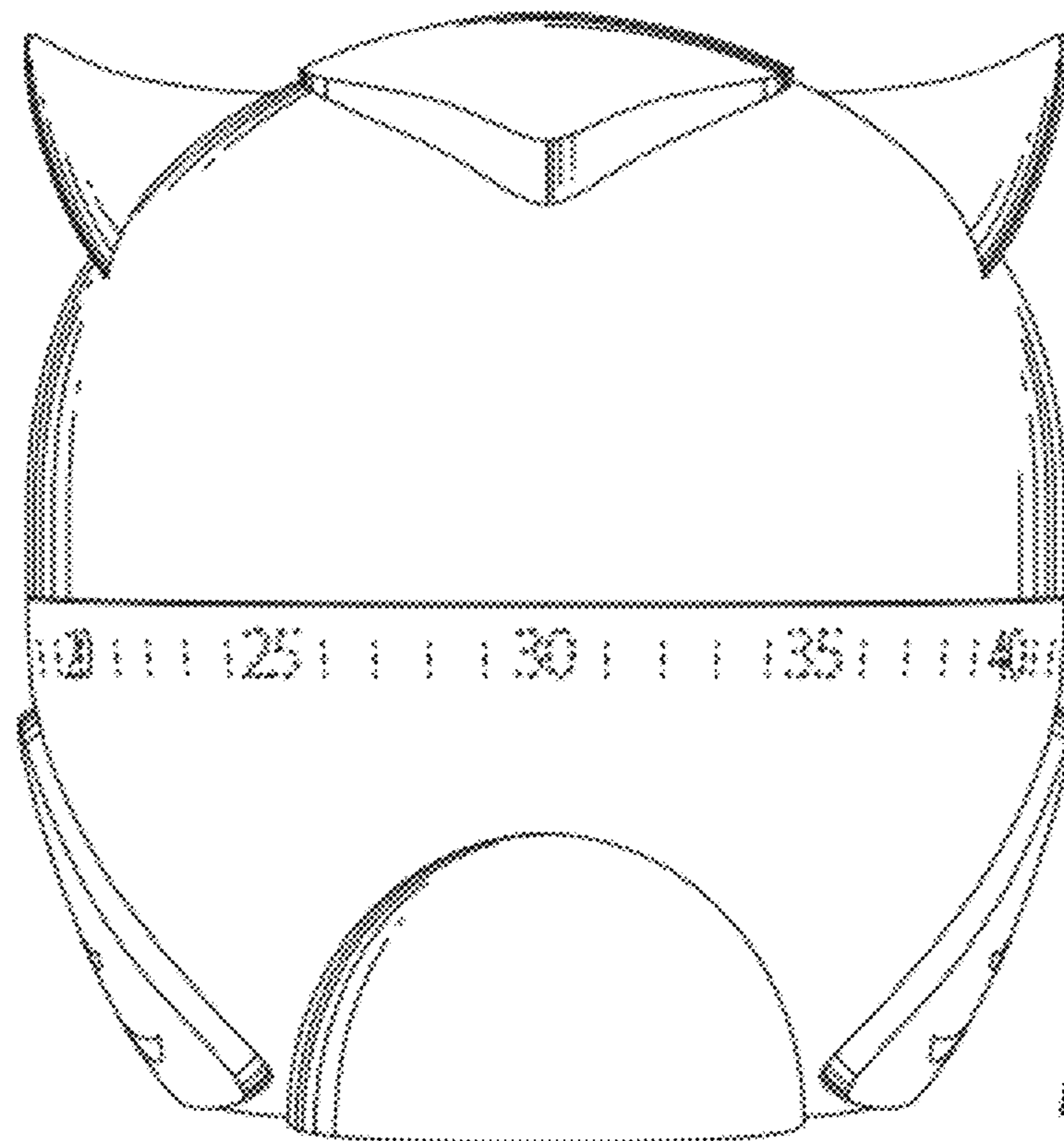
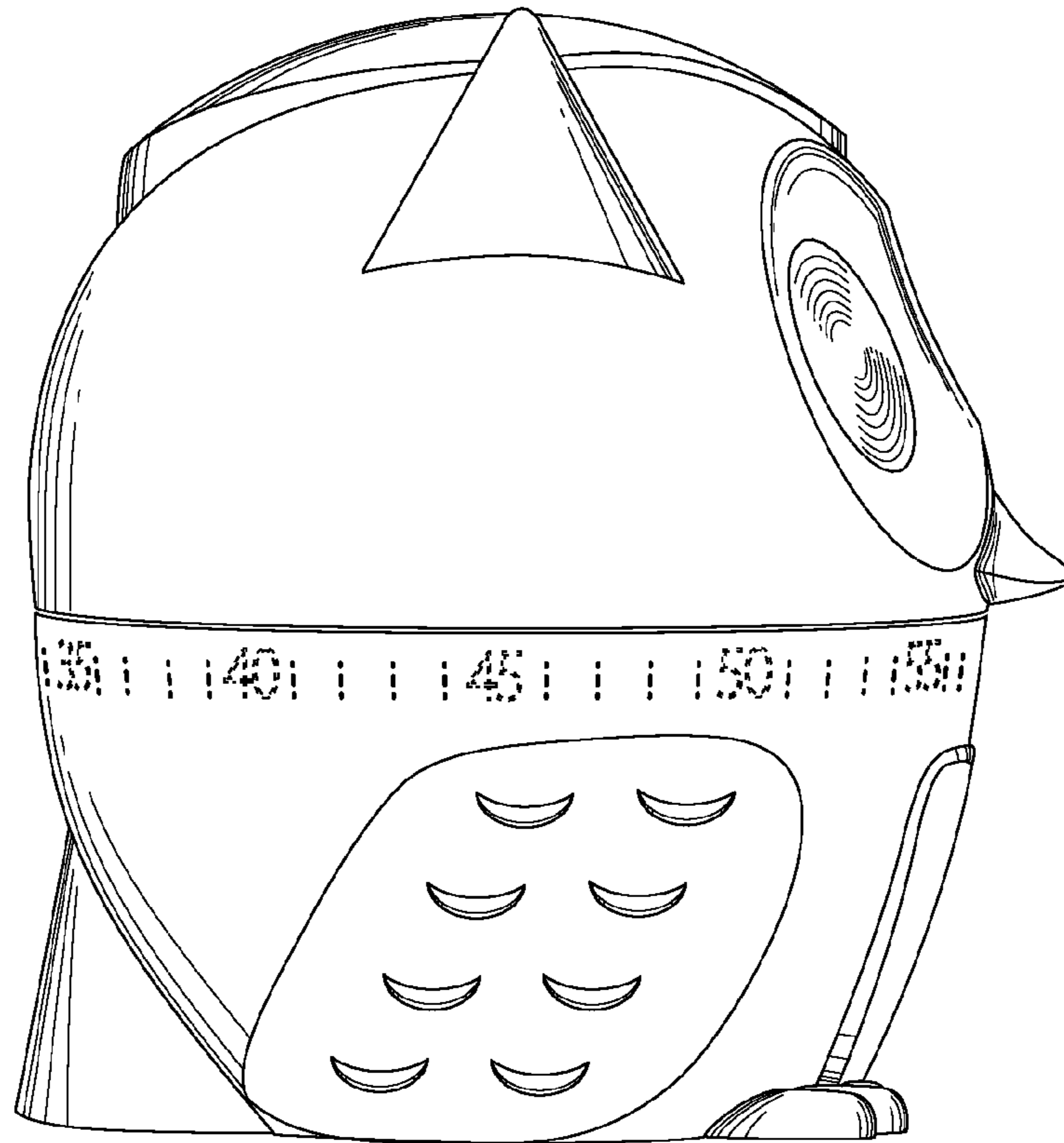
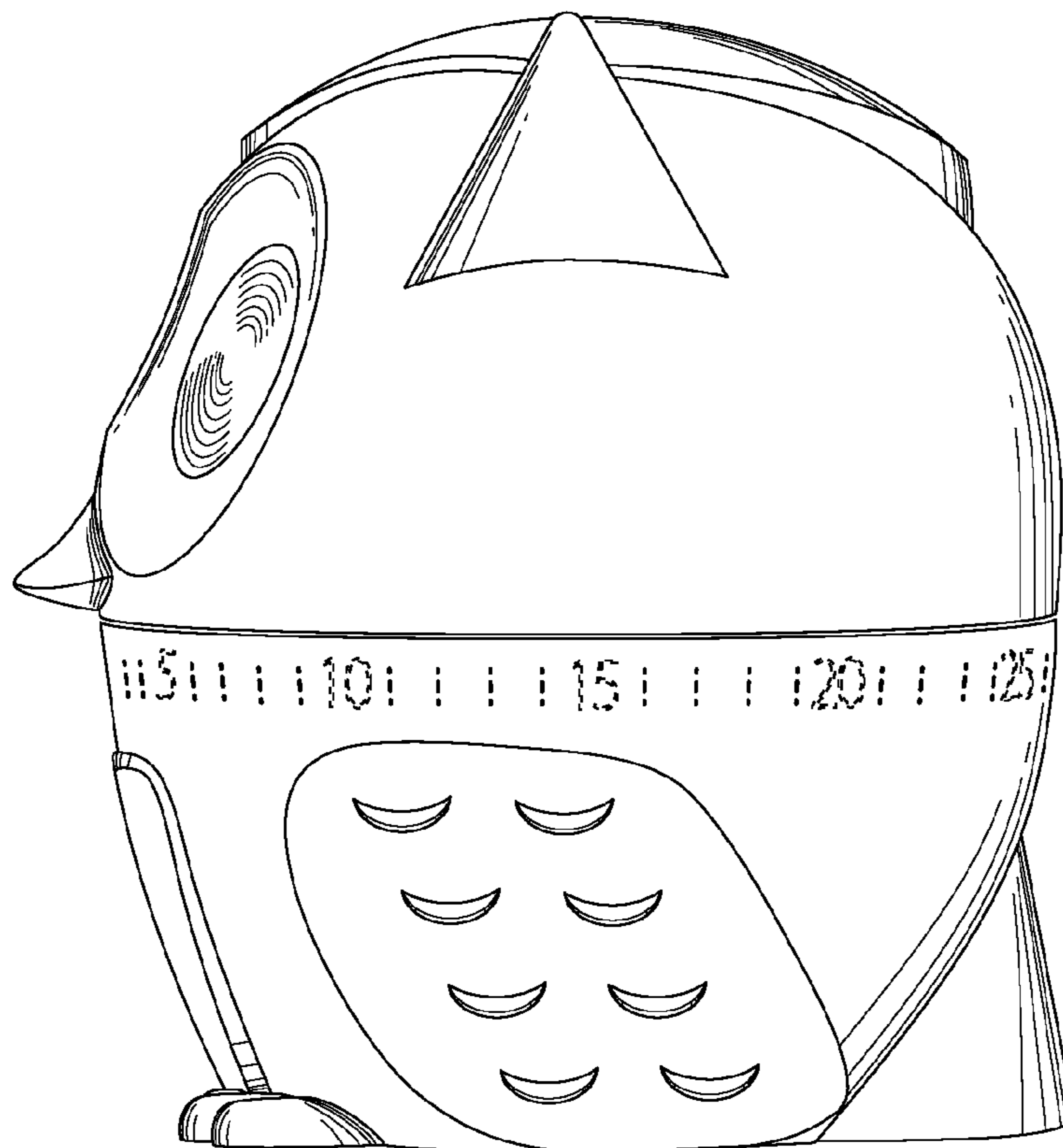


FIG. 2

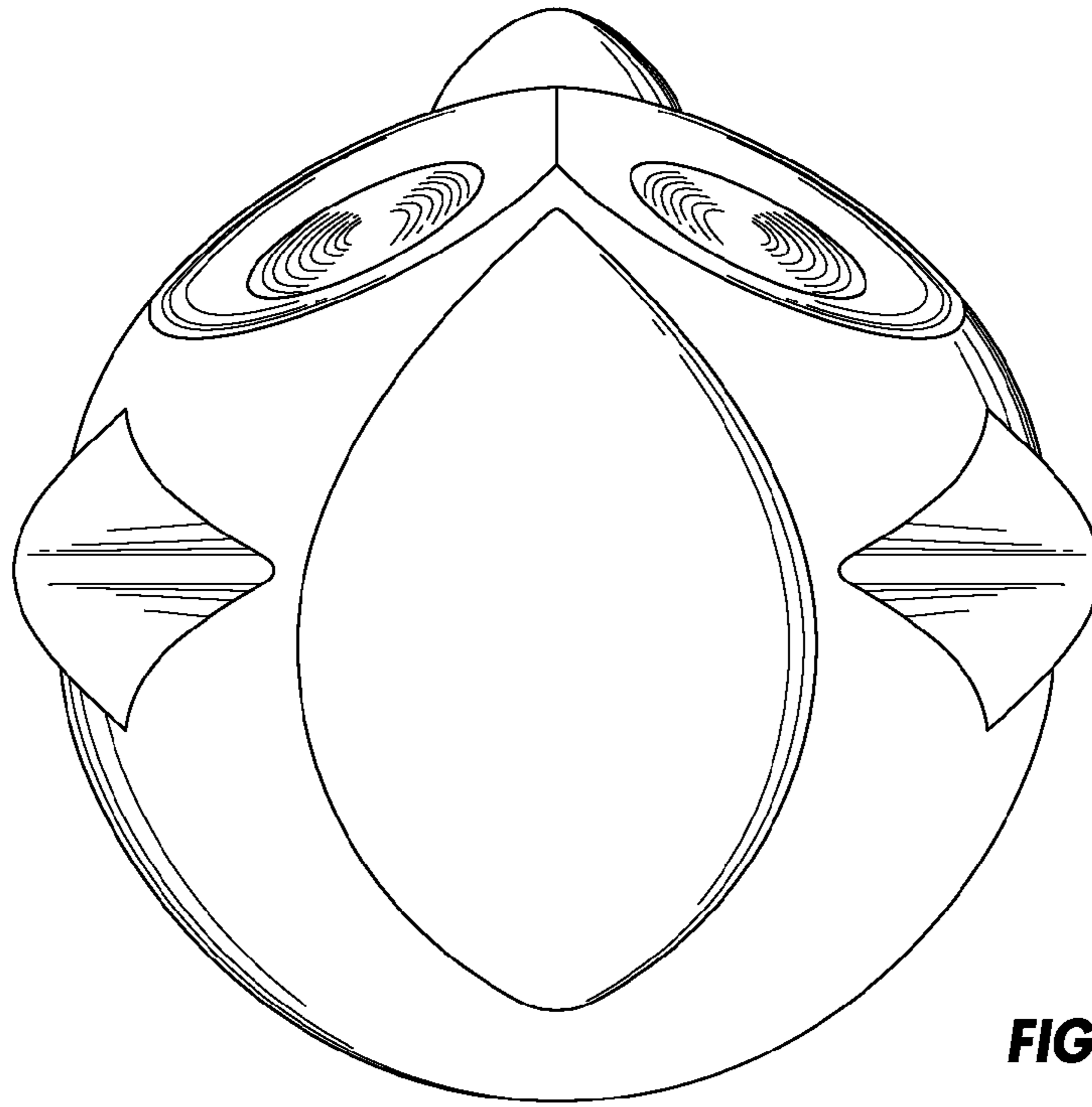




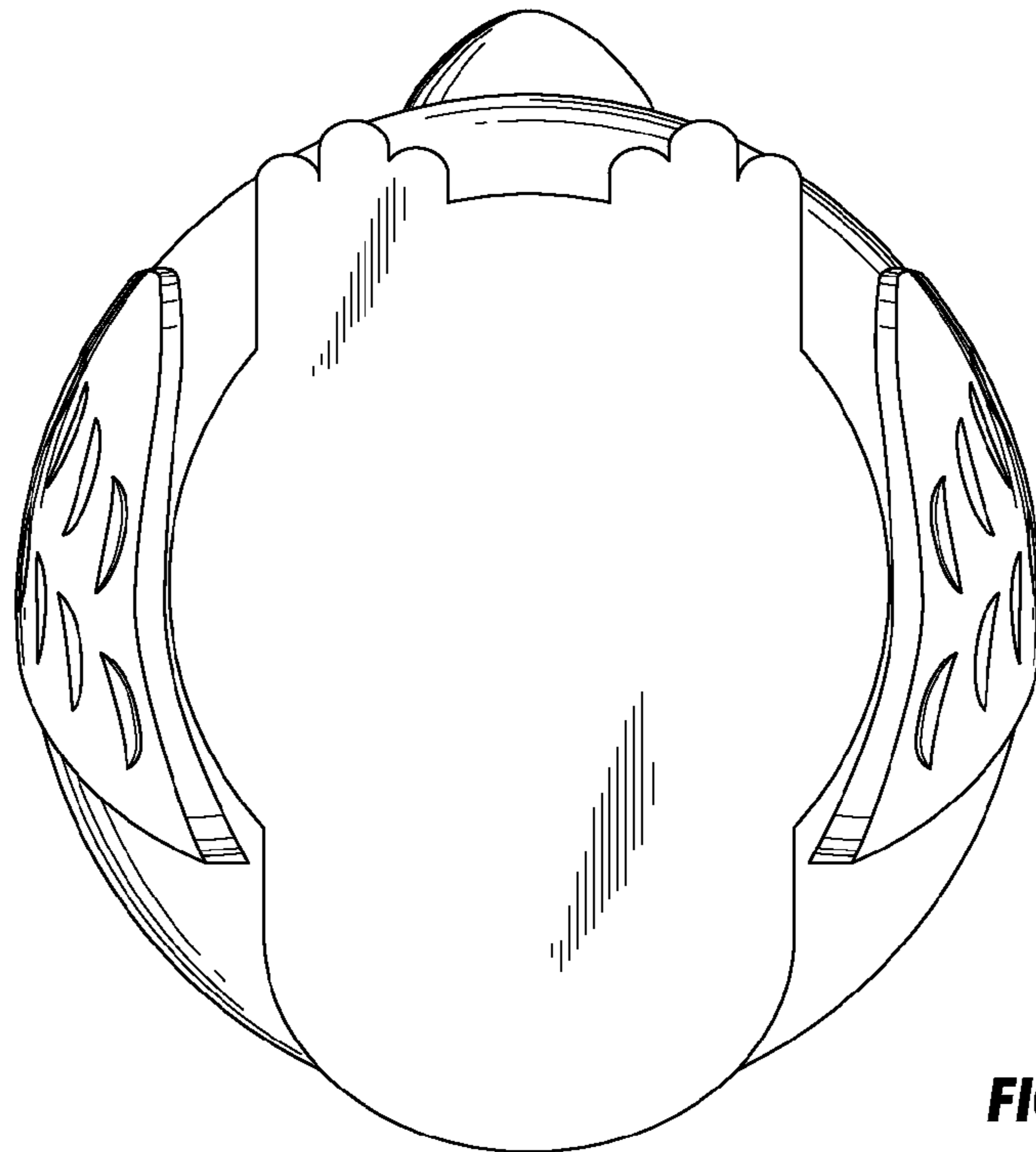
**FIG. 3**



**FIG. 4**



**FIG. 5**



**FIG. 6**




FIG. 7