



US00D655626S

(12) **United States Design Patent**
Mehren et al.

(10) **Patent No.:** **US D655,626 S**
(45) **Date of Patent:** **** Mar. 13, 2012**

(54) **BLISTER CARD**

(75) Inventors: **Victor Mehren**, Geneva, IL (US);
Kristy Safarik, Chicago, IL (US)

(73) Assignee: **Wm. Wrigley Jr. Company**, Chicago, IL (US)

(**) Term: **14 Years**

(21) Appl. No.: **29/390,141**

(22) Filed: **Apr. 20, 2011**

(51) **LOC (9) Cl.** **09-01**

(52) **U.S. Cl.** **D9/732**

(58) **Field of Classification Search** D9/414,
D9/415, 418, 430, 432, 433, 730, 732, 737,
D9/756, 757, 758, 761, 762; 220/500; 206/5,
206/5.1, 216, 461, 462, 524.1, 527, 528,
206/531, 532, 538, 539, 546-566; D6/512,
D6/515, 516; D3/201, 203.1, 203.2, 203.3,
D3/264; D21/100, 102, 107, 121, 218

See application file for complete search history.

(56) **References Cited**

U.S. PATENT DOCUMENTS

D387,977 S * 12/1997 Kallgren D9/732
D588,471 S * 3/2009 Fluegel et al. D9/732

D597,418 S * 8/2009 Stojek D9/732
D628,090 S * 11/2010 Stuiber et al. D9/732
D642,482 S * 8/2011 Stuiber et al. D9/732
D642,483 S * 8/2011 Stuiber et al. D9/732

* cited by examiner

Primary Examiner — Thomas Johannes

(74) *Attorney, Agent, or Firm* — Myriah Gambrell-Glenn;
Wm. Wrigley Jr. Company Patent Department

(57) **CLAIM**

The ornamental design for a blister card, as shown and described.

DESCRIPTION

FIG. 1 is a perspective view of a blister card showing our new design;

FIG. 2 is a top view of FIG. 1;

FIG. 3 is a bottom view of FIG. 1;

FIG. 4 is a left view of FIG. 1;

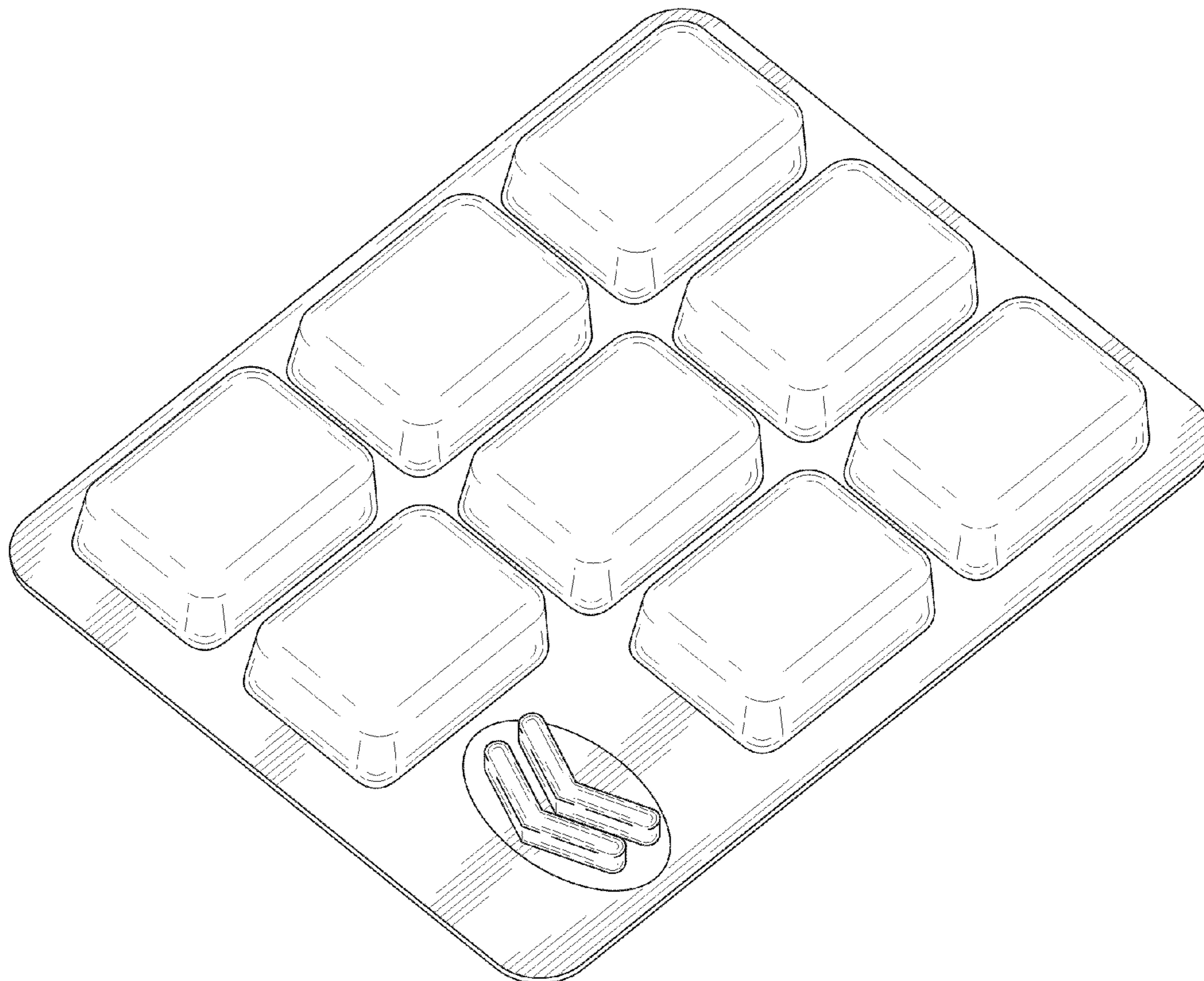
FIG. 5 is a right view of FIG. 1;

FIG. 6 is a rear view of FIG. 1; and,

FIG. 7 is a front view of FIG. 1.

The broken line portion of FIG. 3 is included to show claimed perforations on the bottom surface of the blister card.

1 Claim, 3 Drawing Sheets



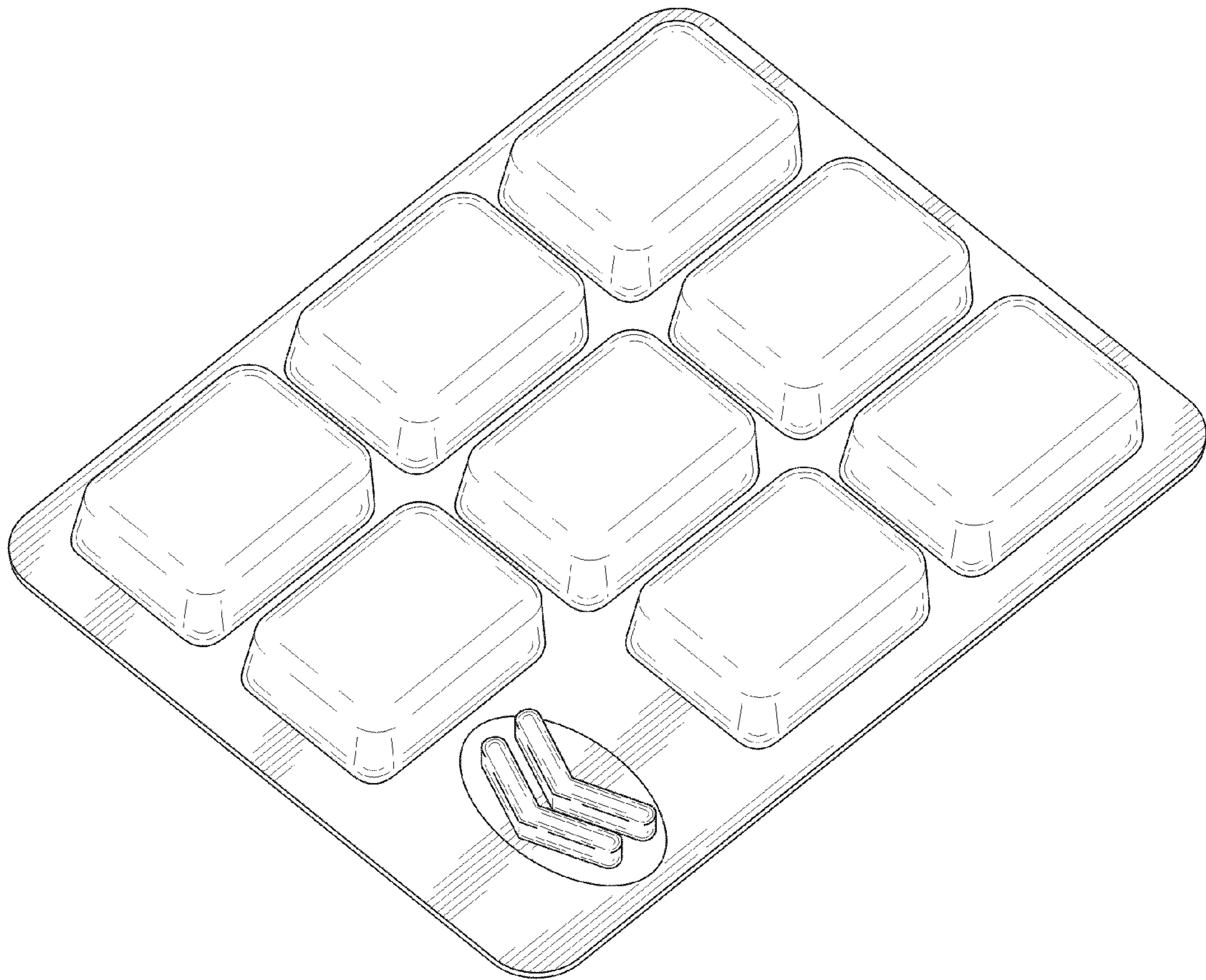


FIG. 1




FIG. 2




FIG. 3

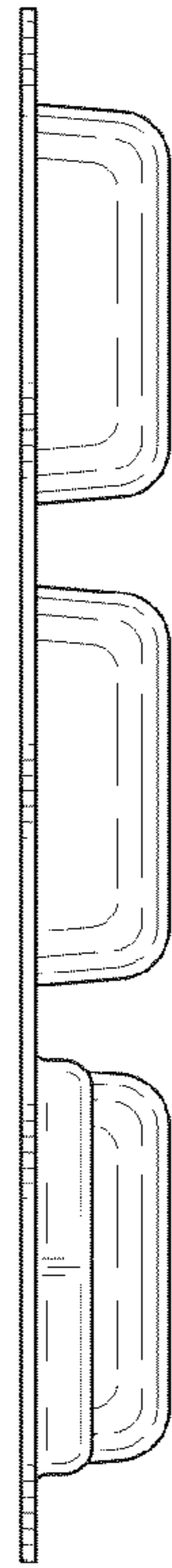


FIG. 4

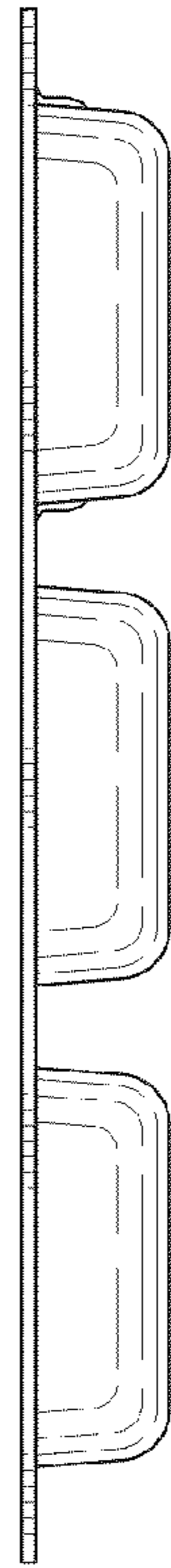


FIG. 5




FIG. 6




FIG. 7