

US00D655621S

(12) **United States Design Patent**
Py et al.

(10) **Patent No.:** **US D655,621 S**
(45) **Date of Patent:** **** Mar. 13, 2012**

(54) **DISPENSER**

(75) Inventors: **Daniel Py**, Larchmont, NY (US); **Julian V. Chan**, Spring Valley, NY (US); **Luz Gladys Valencia**, Stamford, CT (US)

(73) Assignee: **Medical Instill Technologies, Inc.**, New Milford, CT (US)

(**) Term: **14 Years**

(21) Appl. No.: **29/376,356**

(22) Filed: **Oct. 6, 2010**

Related U.S. Application Data

(62) Division of application No. 29/352,150, filed on Dec. 17, 2009, now Pat. No. Des. 625,615, which is a division of application No. 29/318,782, filed on May 28, 2008, now Pat. No. Des. 608,659, which is a division of application No. 29/245,373, filed on Dec. 22, 2005, now Pat. No. Des. 579,786.

(51) **LOC (9) Cl.** **09-01**

(52) **U.S. Cl.** **D9/724**

(58) **Field of Classification Search** D9/434-436, D9/452-454, 723-729; D23/213; D28/7, D28/88, 89; D19/35, 41, 43, 45, 51, 57, D19/65, 66, 70; 221/64, 65, 135, 208, 278, 221/282; 222/105, 394, 402.1, 402.15, 546
See application file for complete search history.

(56) **References Cited**

U.S. PATENT DOCUMENTS

2,252,542 A	8/1941	Beeh
2,388,321 A	11/1945	Gereke
2,442,503 A	6/1948	Melnikoff
2,642,607 A	6/1953	Bozzalla
2,715,236 A	8/1955	Tereno
2,725,595 A	12/1955	Sisk et al.

2,732,736 A	1/1956	Bonnie
2,743,042 A	4/1956	Burgin
3,864,047 A	2/1975	Sherrod
4,002,182 A	1/1977	Michel
D259,768 S	7/1981	Banasiak, Jr.
D278,600 S	4/1985	Fortuna
D315,095 S	3/1991	Wright
D331,874 S	12/1992	Schmidt
D335,256 S	5/1993	Slavin et al.
D353,197 S	12/1994	Hawks
D368,425 S *	4/1996	Newell D9/689
5,505,341 A	4/1996	Gueret
5,738,067 A	4/1998	Landwehr et al.

(Continued)

Primary Examiner — Stella Reid

Assistant Examiner — Keli L Hill

(74) *Attorney, Agent, or Firm* — McCarter & English, LLP

(57) **CLAIM**

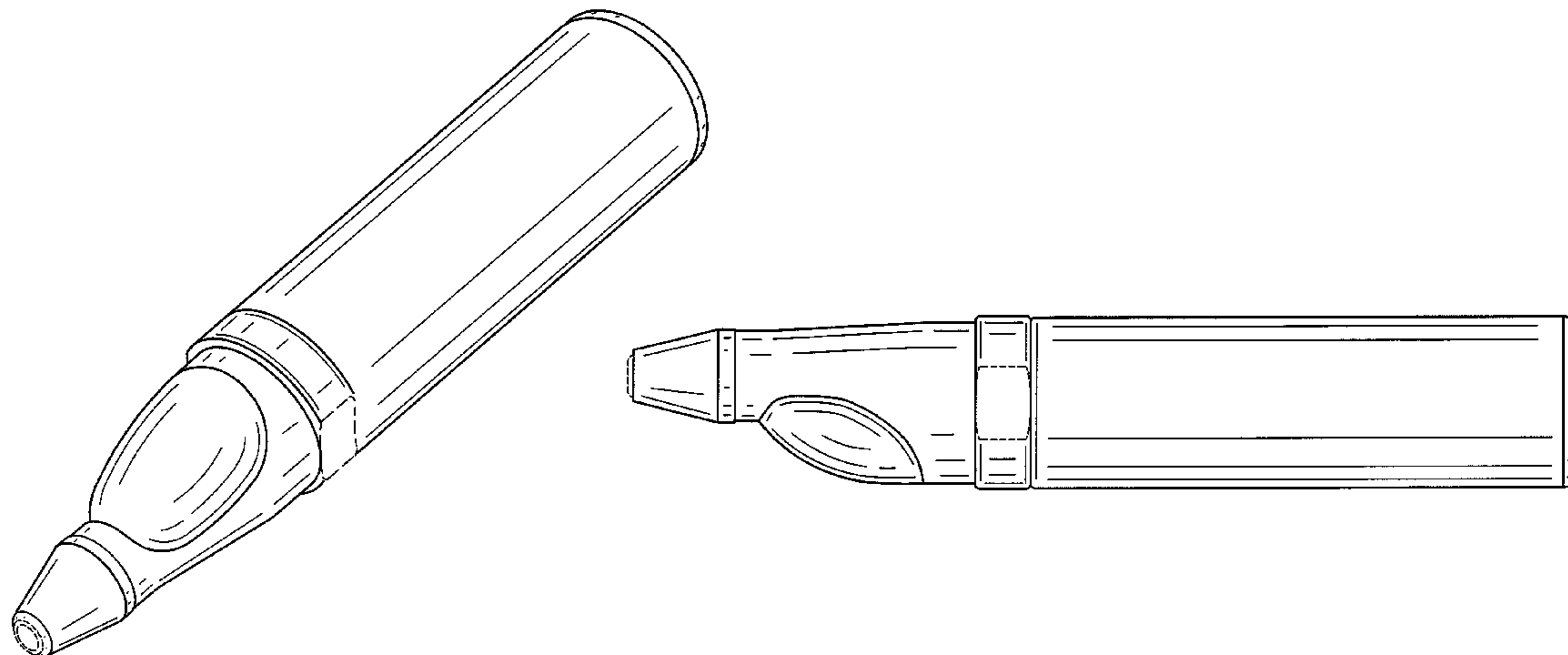
The ornamental design for a dispenser, as shown and described.

DESCRIPTION

FIG. 1 is a top and right perspective view of a dispenser of the present invention;
FIG. 2 is a right side elevational view of the dispenser of FIG. 1;
FIG. 3 is a top elevational view of the dispenser of FIG. 1;
FIG. 4 is a left side elevational view of the dispenser of FIG. 1;
FIG. 5 is a bottom elevational view of the dispenser of FIG. 1;
FIG. 6 is a front end elevational view of the dispenser of FIG. 1; and,
FIG. 7 is a rear end elevational view of the dispenser of FIG. 1.

The broken lines shown are included for the purpose of illustrating the unclaimed portions of the article and form no part of the claim.

1 Claim, 4 Drawing Sheets



US D655,621 S

Page 2

U.S. PATENT DOCUMENTS								
5,772,347	A	6/1998	Gueret	D536,623	S *	2/2007	Ozaki et al.	D9/724
5,879,095	A	3/1999	Gueret	D543,411	S	5/2007	Rittberg	
D414,688	S	10/1999	Loeb et al.	D543,469	S	5/2007	Py et al.	
6,010,036	A	1/2000	Bougamont et al.	D554,183	S	10/2007	Paulus et al.	
6,073,813	A	6/2000	Tanner	D567,669	S *	4/2008	Py et al.	D9/724
D433,192	S	10/2000	Gavin	D574,232	S *	8/2008	Py et al.	D9/434
D437,663	S	2/2001	Lang et al.	D579,324	S	10/2008	Schmidt	
6,409,406	B1	6/2002	Schwartzman	D579,786	S *	11/2008	Py et al.	D9/724
D479,466	S	9/2003	Bremner et al.	D580,785	S *	11/2008	Py et al.	D9/724
6,688,317	B2	2/2004	Gueret	D608,658	S *	1/2010	Py et al.	D9/724
D491,066	S	6/2004	Le Goff	D608,659	S *	1/2010	Py et al.	D9/724
D491,661	S	6/2004	Ringstrom	D625,200	S *	10/2010	Py et al.	D9/724
6,745,781	B2	6/2004	Gueret	D634,648	S *	3/2011	Kuzmin	D9/724
D505,627	S *	5/2005	Py et al.	2004/0161292	A1	8/2004	Breidenbach et al.	
D507,680	S	7/2005	Py et al.	2008/0118299	A1 *	5/2008	Py et al.	401/263
D516,251	S	2/2006	Py et al.					

* cited by examiner

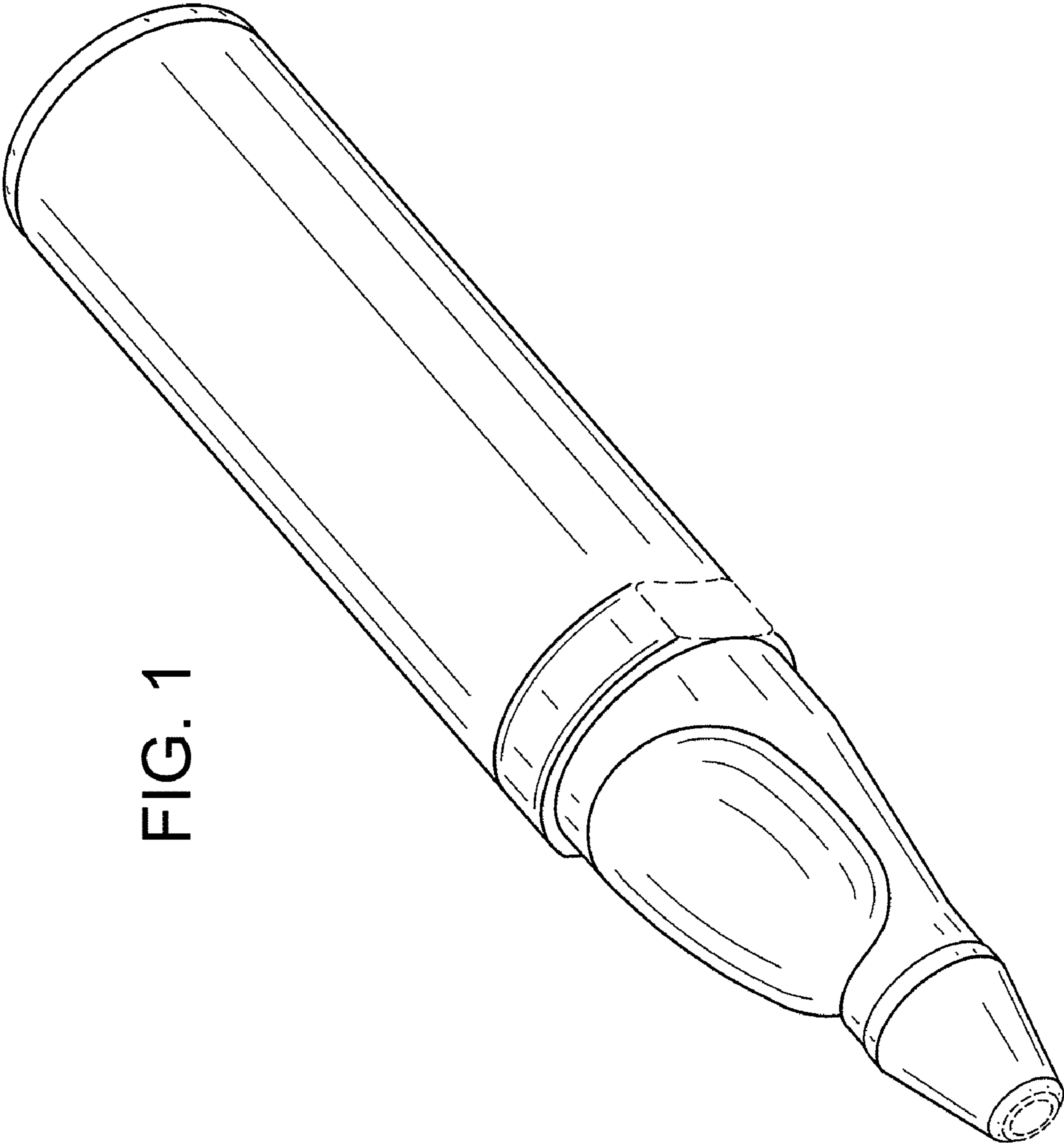


FIG. 1

FIG. 2




FIG. 3




FIG. 4




FIG. 5




FIG. 6

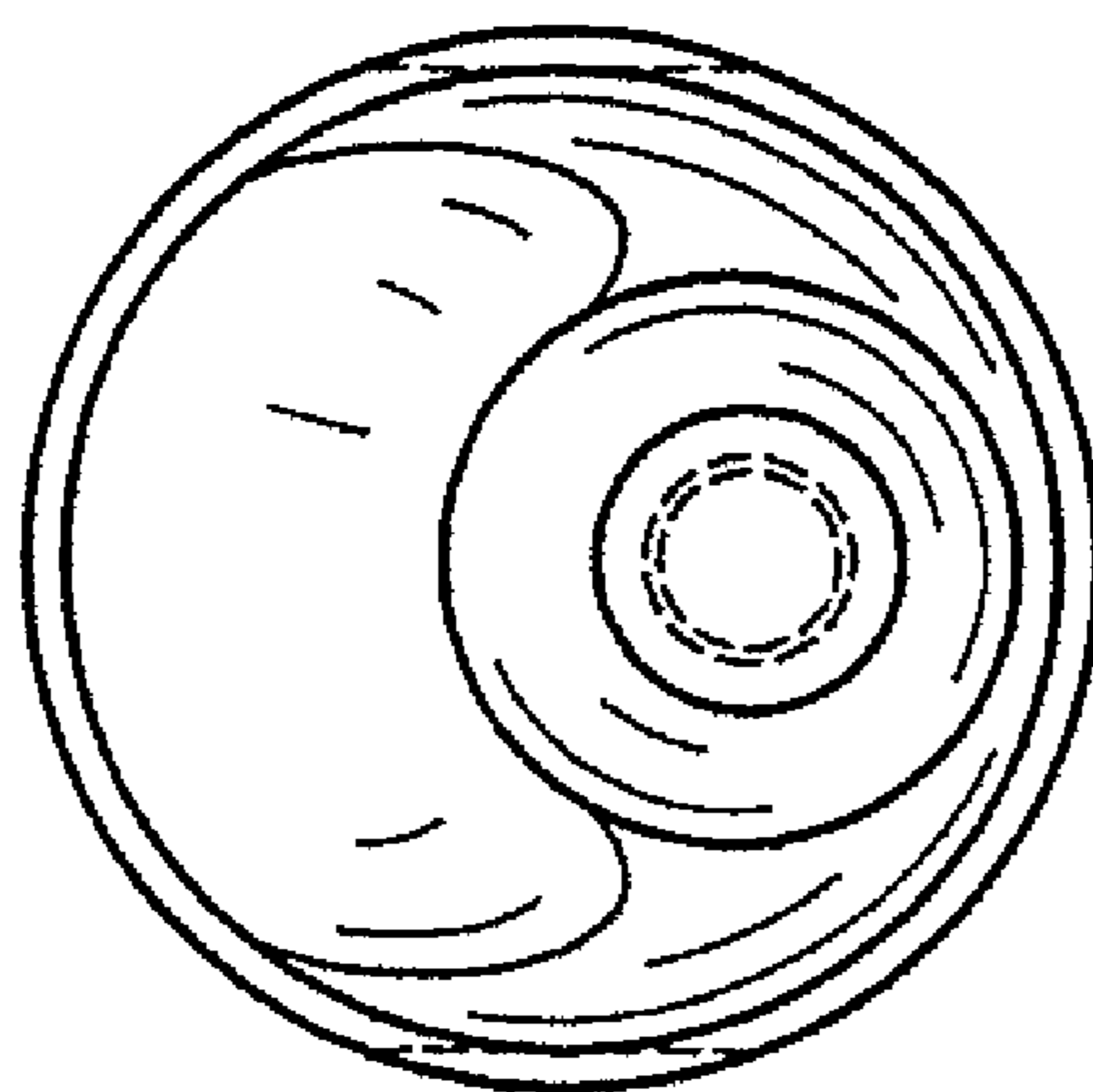


FIG. 7

