



US00D655612S

(12) **United States Design Patent**
Oge-Nichols

(10) **Patent No.:** **US D655,612 S**

(45) **Date of Patent:** **** Mar. 13, 2012**

(54) **BOTTLE**

(75) Inventor: **Dorothy Oge-Nichols**, Somerset, NJ
(US)

(73) Assignee: **Victoria's Secret Stores Brand Management, Inc.**, Reynoldsburg, OH
(US)

(**) Term: **14 Years**

(21) Appl. No.: **29/374,170**

(22) Filed: **Jul. 11, 2011**

(51) **LOC (9) Cl.** **09-01**

(52) **U.S. Cl.** **D9/559; D9/560; D9/573; D9/451; D9/453**

(58) **Field of Classification Search** D9/629, D9/682, 687, 694, 516, 542, 544, 546, 559-560, D9/569, 572-574, 453, 441, 451; 215/381-384; 220/660, 669, 675

See application file for complete search history.

(56) **References Cited**

U.S. PATENT DOCUMENTS

D1,665 S *	10/1862	Robinson	D9/560
D76,990 S *	11/1928	Curran	D9/560 X
D103,987 S *	4/1937	Ennever	D9/546
3,129,528 A *	4/1964	Gausewitz	215/385 X
D214,877 S *	8/1969	Biallo et al.	D9/529
D301,838 S *	6/1989	Miyakawa	D9/560
D311,492 S	10/1990	Pearse		
D343,580 S *	1/1994	Reynaud	D9/560
D365,751 S *	1/1996	Hsu	D9/629

D390,470 S *	2/1998	Mahlmann et al.	D9/546 X
D419,073 S *	1/2000	Jauffret	D9/544 X
D420,596 S	2/2000	Maddy		
D426,774 S *	6/2000	Jauffret	D9/573 X
D432,427 S	10/2000	Shanahan		
D526,206 S *	8/2006	Varlet	D9/560
D531,911 S *	11/2006	Lloyd	D9/546
D539,662 S *	4/2007	Sanchez Lascaux	D9/560
D555,477 S *	11/2007	Mayers	D9/451
D561,593 S *	2/2008	Gomez	D9/529
D562,689 S *	2/2008	Antretter	D9/544
D564,898 S *	3/2008	McGuinness	D9/687
D577,599 S *	9/2008	Moretti	D9/560
D581,800 S *	12/2008	Rica	D9/544
D591,605 S *	5/2009	Ungrady	D9/559
D605,054 S *	12/2009	Ungrady	D9/559
D605,948 S *	12/2009	Sposato	D9/546
D633,806 S	3/2011	Lecoule		

* cited by examiner

Primary Examiner — Carol P Rademaker

(74) *Attorney, Agent, or Firm* — Ward & Zinna, LLC


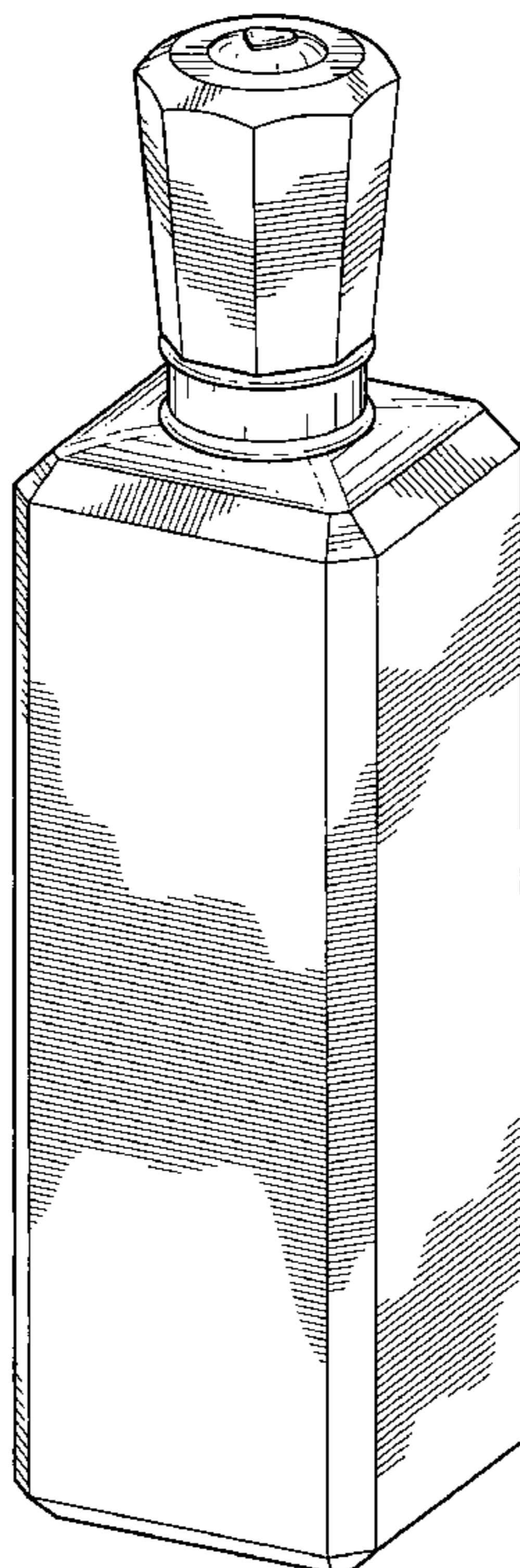
(57) **CLAIM**

The ornamental design for a bottle, as shown and described.

DESCRIPTION

FIG. 1 is a perspective view of a bottle;
FIG. 2 is a front view thereof;
FIG. 3 is a back view thereof;
FIG. 4 is a side view thereof, which is a mirror image of the opposite side thereof;
FIG. 5 is a top view thereof; and,
FIG. 6 is a bottom view thereof.

1 Claim, 4 Drawing Sheets



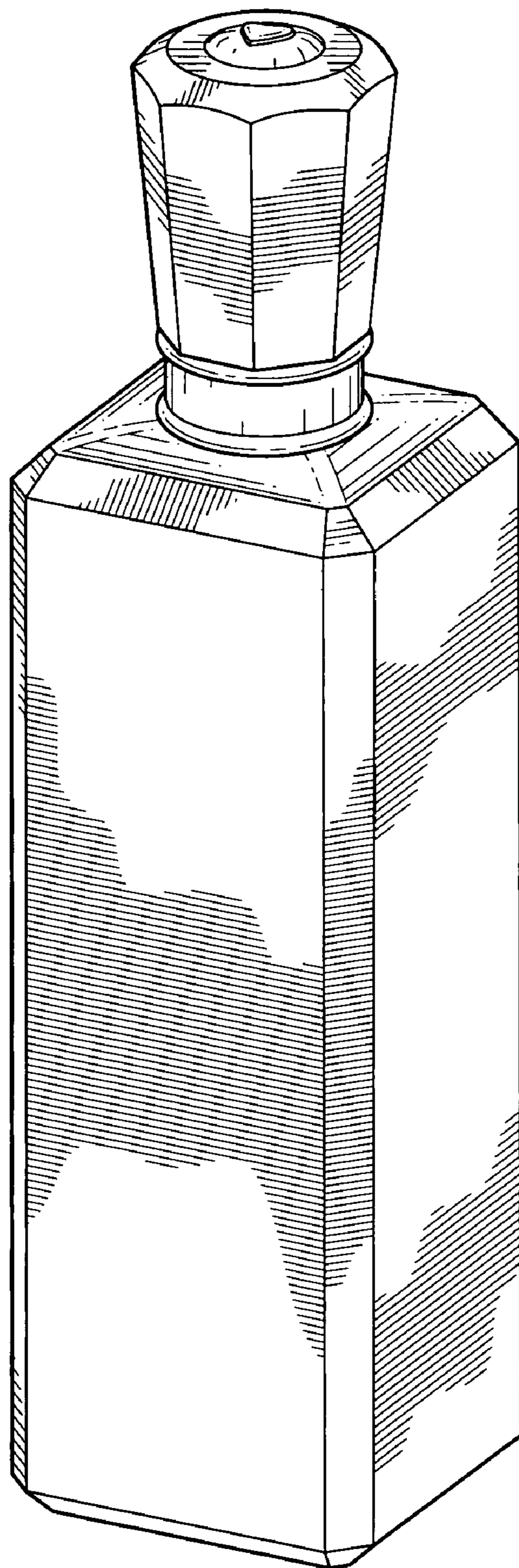


FIG. 1

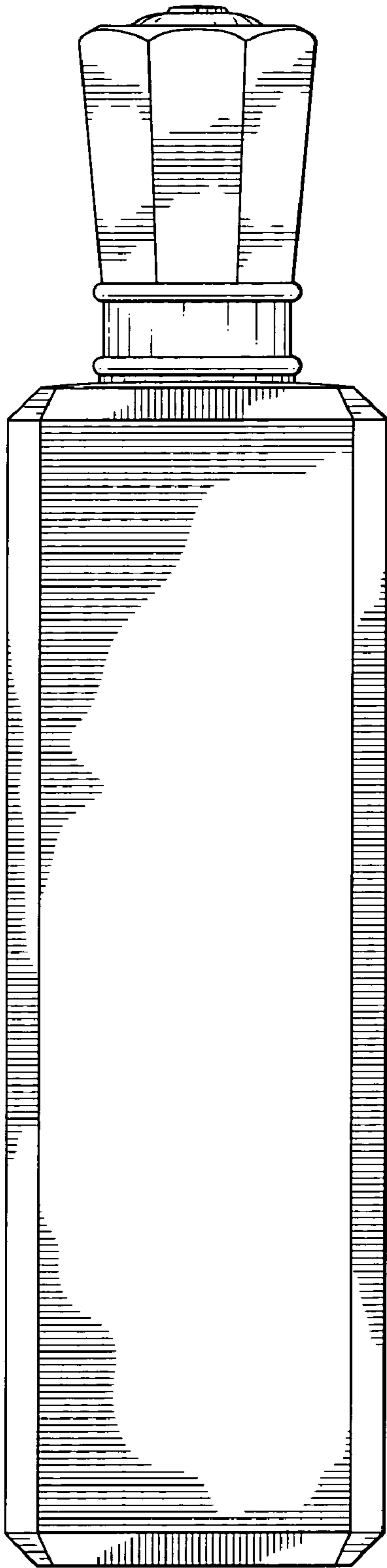


FIG. 2




FIG. 3

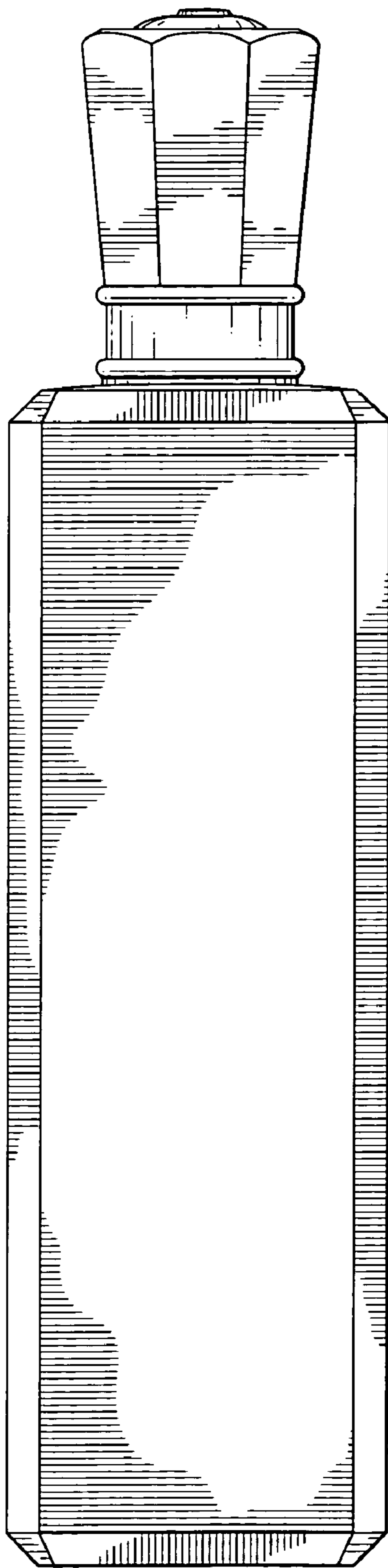


FIG. 4

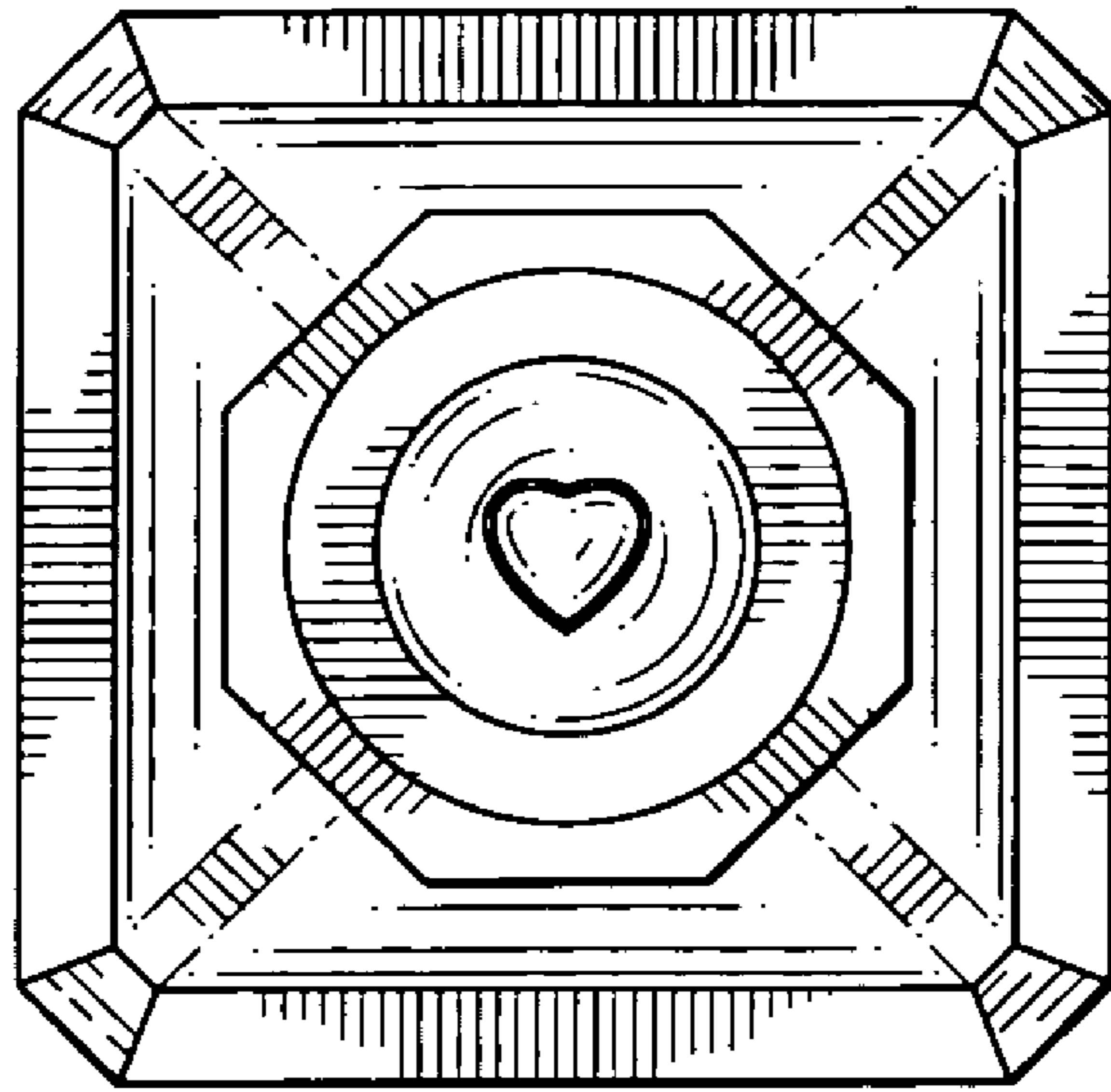


FIG. 5




FIG. 6