



US00D655607S

(12) **United States Design Patent**
Dowden et al.

(10) **Patent No.:** **US D655,607 S**
(45) **Date of Patent:** **** Mar. 13, 2012**

(54) **PACKAGE**

(75) Inventors: **Amy Gail Dowden**, Blue Ash, OH (US);
Artemio Castro, West Chester, OH
(US); **Kristen Tanya Boston**, Columbia,
OH (US)

(73) Assignee: **The Procter & Gamble Company**,
Cincinnati, OH (US)

(**) Term: **14 Years**

(21) Appl. No.: **29/399,944**

(22) Filed: **Aug. 22, 2011**

Related U.S. Application Data

(62) Division of application No. 29/376,184, filed on Oct.
4, 2010.

(51) **LOC (9) Cl.** **09-07**

(52) **U.S. Cl.** **D9/454; D9/418**

(58) **Field of Classification Search** D9/734,
D9/707, 629, 456, 435, 434, 433, 432, 427,
D9/425, 424, 423, 420, 418, 414, 430; D7/354;
D6/518, 515; D3/294, 302; D27/189; 383/42;
220/4.23, 409, 784, 778, 776, 494, 482, 268,
220/265

See application file for complete search history.

(56) **References Cited**

U.S. PATENT DOCUMENTS

D240,603 S	7/1976	Bussay
D252,258 S	7/1979	Roccaforte
D264,185 S	5/1982	Roberts
D440,491 S	4/2001	Stacy-Ryan
D468,638 S	1/2003	Nogami et al.
D581,265 S	11/2008	Rochel
D598,745 S	8/2009	Bohache et al.

D601,415 S	10/2009	Seum et al.
D630,503 S *	1/2011	Abdalkhani et al. D9/418
D639,652 S *	6/2011	Abdalkhani et al. D9/418

OTHER PUBLICATIONS

Kashi, Kashi Golean Crunch, package viewed around Oct.-Dec. 2009
at retailer in Cincinnati, Ohio.
Kashi, Kashi Golean Waffles Original, package viewed around Oct.-
Dec. 2009 at retailer in Cincinnati, Ohio.

* cited by examiner

Primary Examiner — Susan Bennett Hattan

(74) *Attorney, Agent, or Firm* — Amy M. Foust; Adam W.
Borgman

(57) **CLAIM**

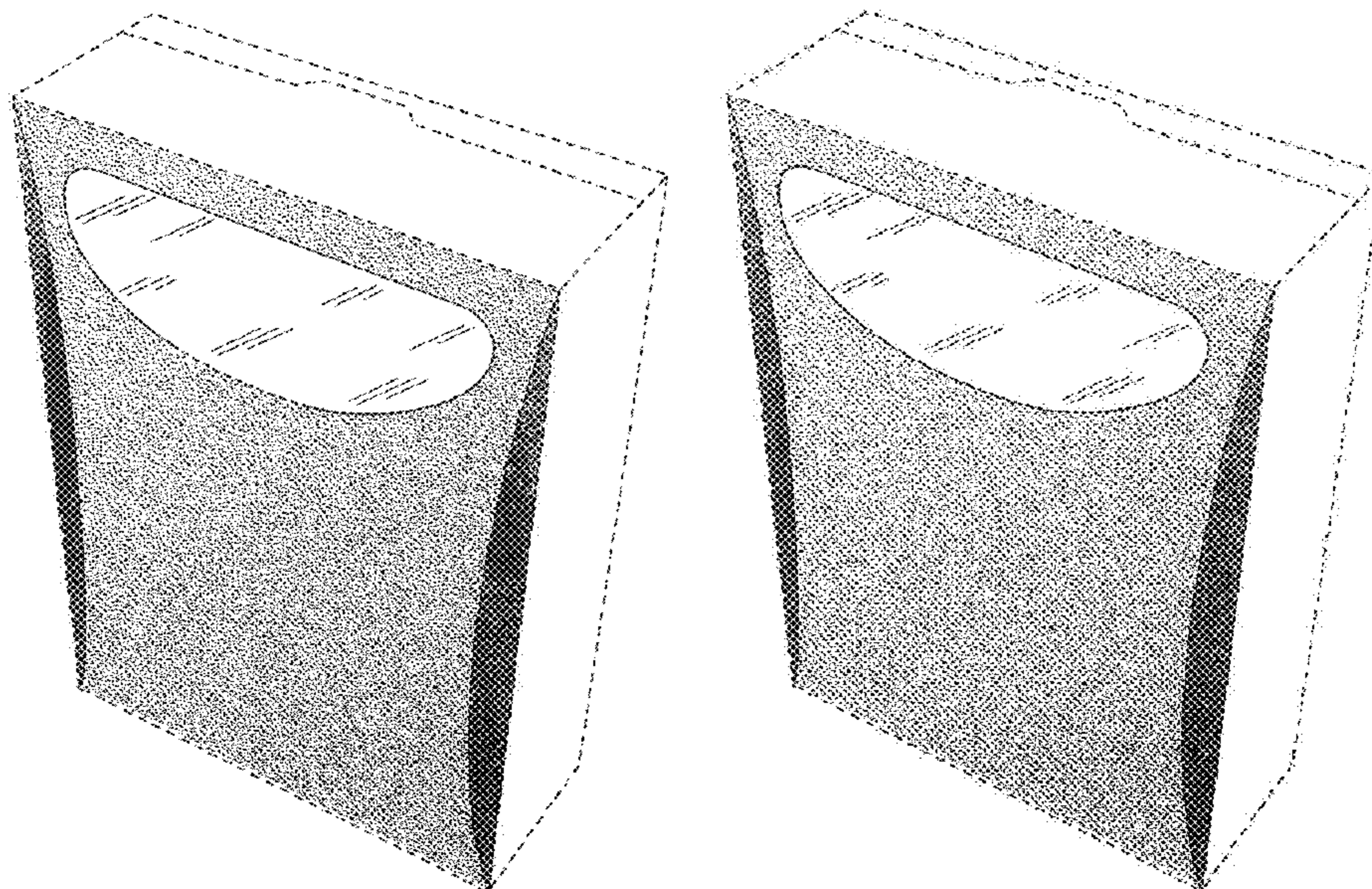
The ornamental design for a package, as shown and
described.

DESCRIPTION

FIG. 1 is a perspective view of a first embodiment of a pack-
age embodying our new design;
FIG. 2 is a front view thereof;
FIG. 3 is a left side view thereof;
FIG. 4 is a right side view thereof; and,
FIG. 5 is a back view thereof;
FIG. 6 is a top view thereof;
FIG. 7 is a bottom view thereof;
FIG. 8 is a perspective view of a second embodiment of a
package embodying our new design;
FIG. 9 is a front view thereof;
FIG. 10 is a left side view thereof;
FIG. 11 is a right side view thereof; and
FIG. 12 is a back view thereof;
FIG. 13 is a top view thereof; and,
FIG. 14 is a bottom view thereof.

The broken lines shown in the drawings illustrate unclaimed
portions of the design and form no part of the claimed design.

1 Claim, 6 Drawing Sheets



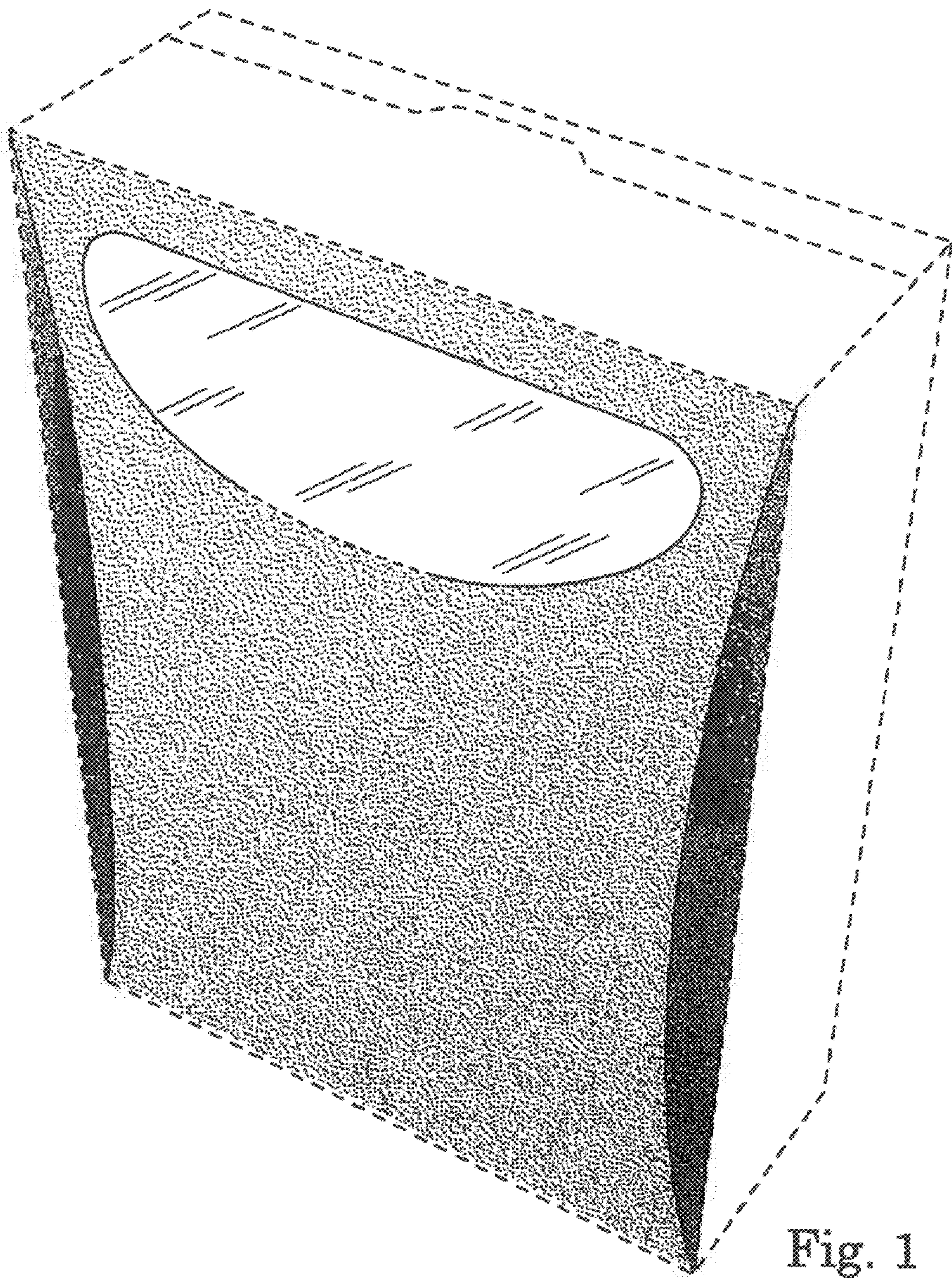


Fig. 1




Fig. 2




Fig. 3




Fig. 4




Fig. 5




Fig. 6



Fig. 7

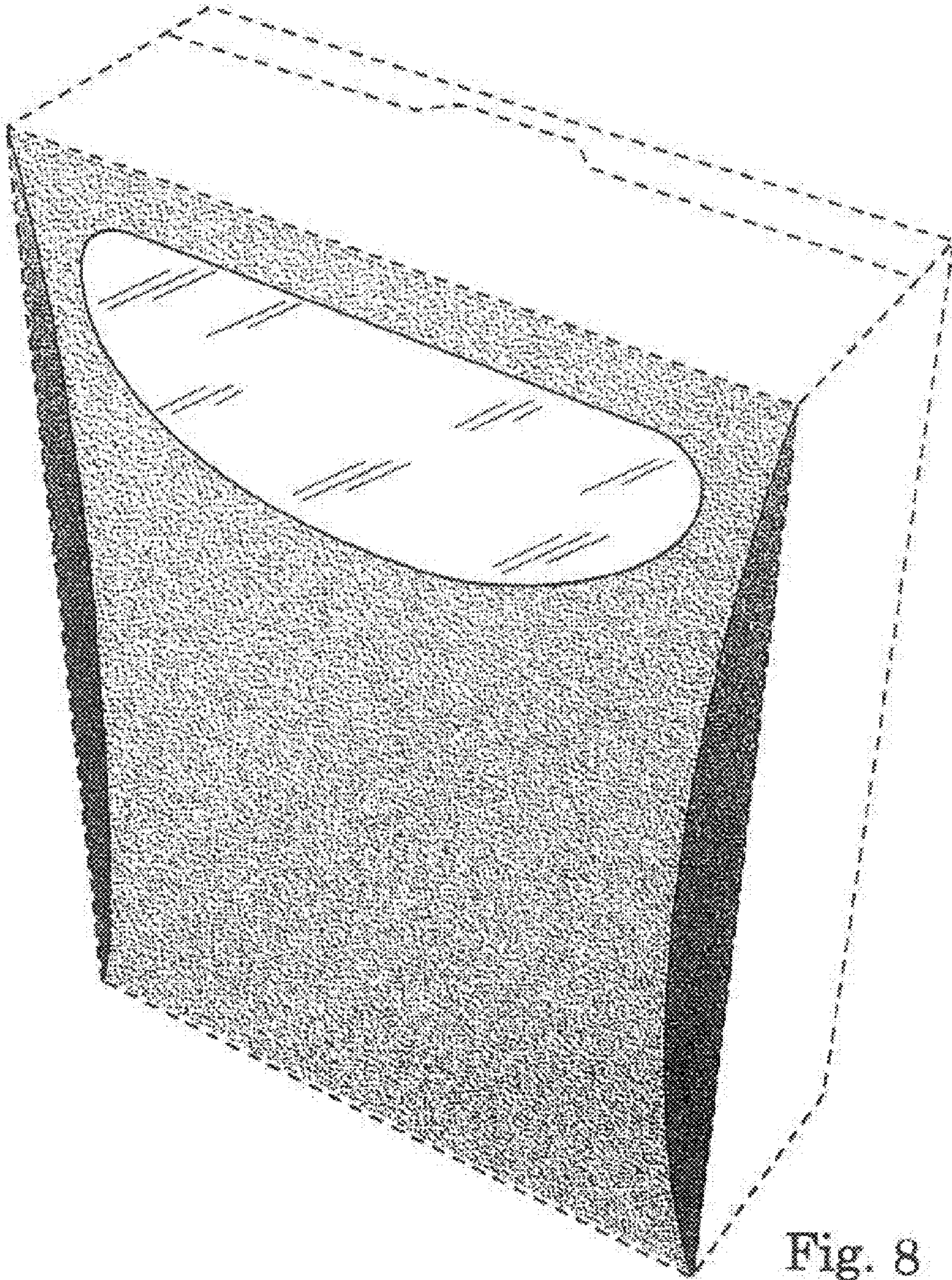


Fig. 8




Fig. 9




Fig. 10




Fig. 11




Fig. 12




Fig. 13



Fig. 14