

US00D655595S

(12) **United States Design Patent**  
**Ouellette et al.**

(10) **Patent No.:** **US D655,595 S**  
(45) **Date of Patent:** **\*\* Mar. 13, 2012**

(54) **KNOB**  
(75) Inventors: **Benoit Ouellette**, Verdun (CA);  
**Marie-Eve Cote**, Candiac (CA)  
(73) Assignee: **Bombardier Inc.**, Dorval, Quebec (CA)  
(\*\*) Term: **14 Years**  
(21) Appl. No.: **29/391,699**

D619,873 S \* 7/2010 Bhattacharya ..... D8/311  
D619,874 S \* 7/2010 Bhattacharya ..... D8/311  
D628,457 S \* 12/2010 Bengtson ..... D8/311  
D634,602 S \* 3/2011 Bengtson ..... D8/311  
D644,912 S \* 9/2011 Benold ..... D8/311

\* cited by examiner

*Primary Examiner* — Mark Goodwin

(74) *Attorney, Agent, or Firm* — Thomas & Karceski, PC

(22) Filed: **May 12, 2011**  
(51) **LOC (9) Cl.** ..... **08-06**  
(52) **U.S. Cl.** ..... **D8/311**  
(58) **Field of Classification Search** ..... D8/300–303,  
D8/305–314, 321, DIG. 2; D7/402, 393;  
D14/217; 74/553, 548, 558.5; 116/309,  
116/315, 311, 312, 319, 320; 200/316, 336;  
345/156; 16/441, 110 R, 114 R, 121, 118,  
16/414  
See application file for complete search history.

(57) **CLAIM**  
The ornamental design for a knob, as shown and described.

**DESCRIPTION**

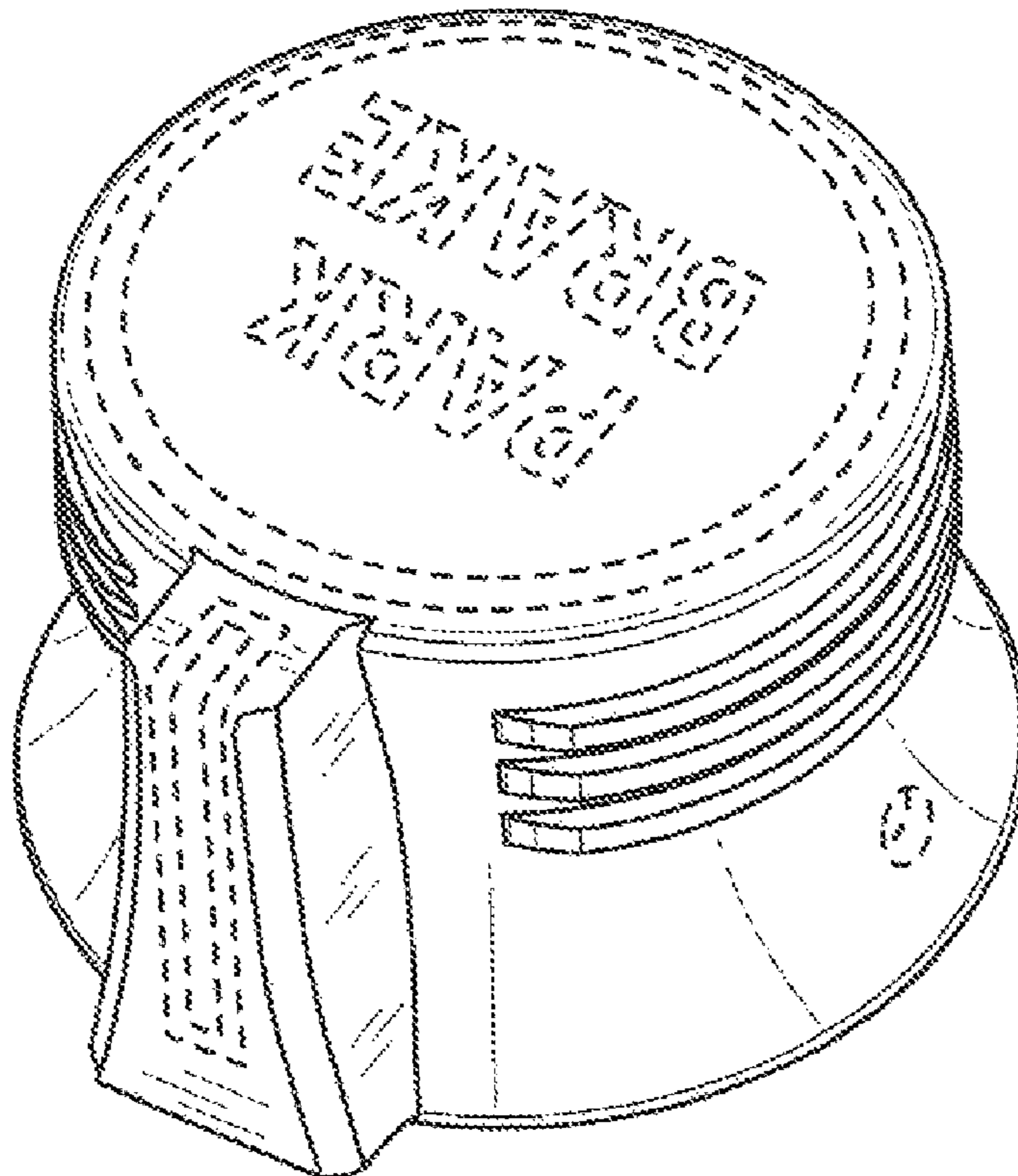
FIG. 1 is a perspective view of a knob showing our new design;  
FIG. 2 is a front view thereof;  
FIG. 3 is a rear view thereof;  
FIG. 4 is a left side view thereof;  
FIG. 5 is a right side view thereof; and,  
FIG. 6 is a top view thereof.  
The bottom view is plain and unornamented and forms no part of the claimed design.  
The broken line showing of surface features is included for the purpose of illustrating portions of the knob and forms no part of the claimed design.

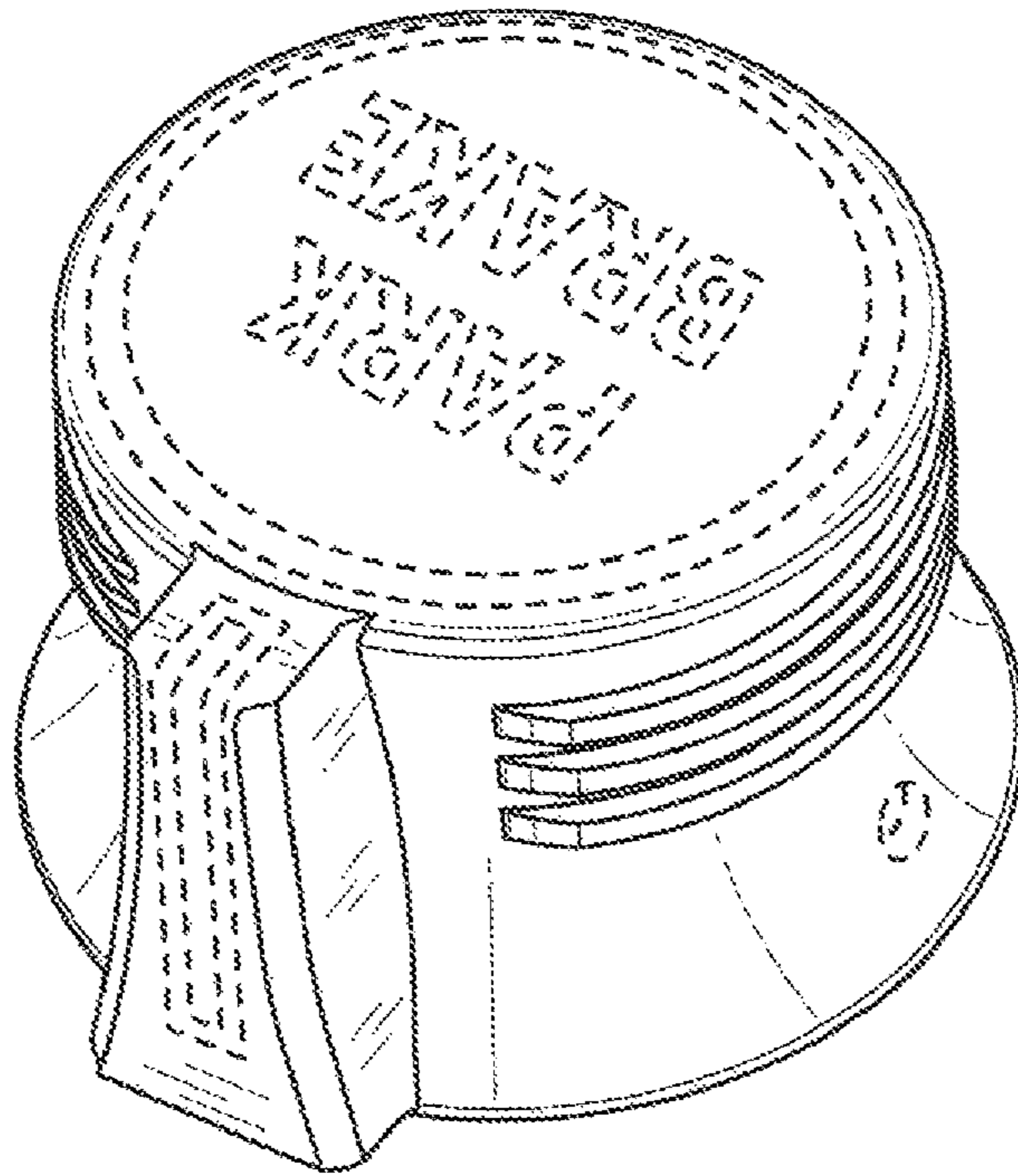
(56) **References Cited**

U.S. PATENT DOCUMENTS

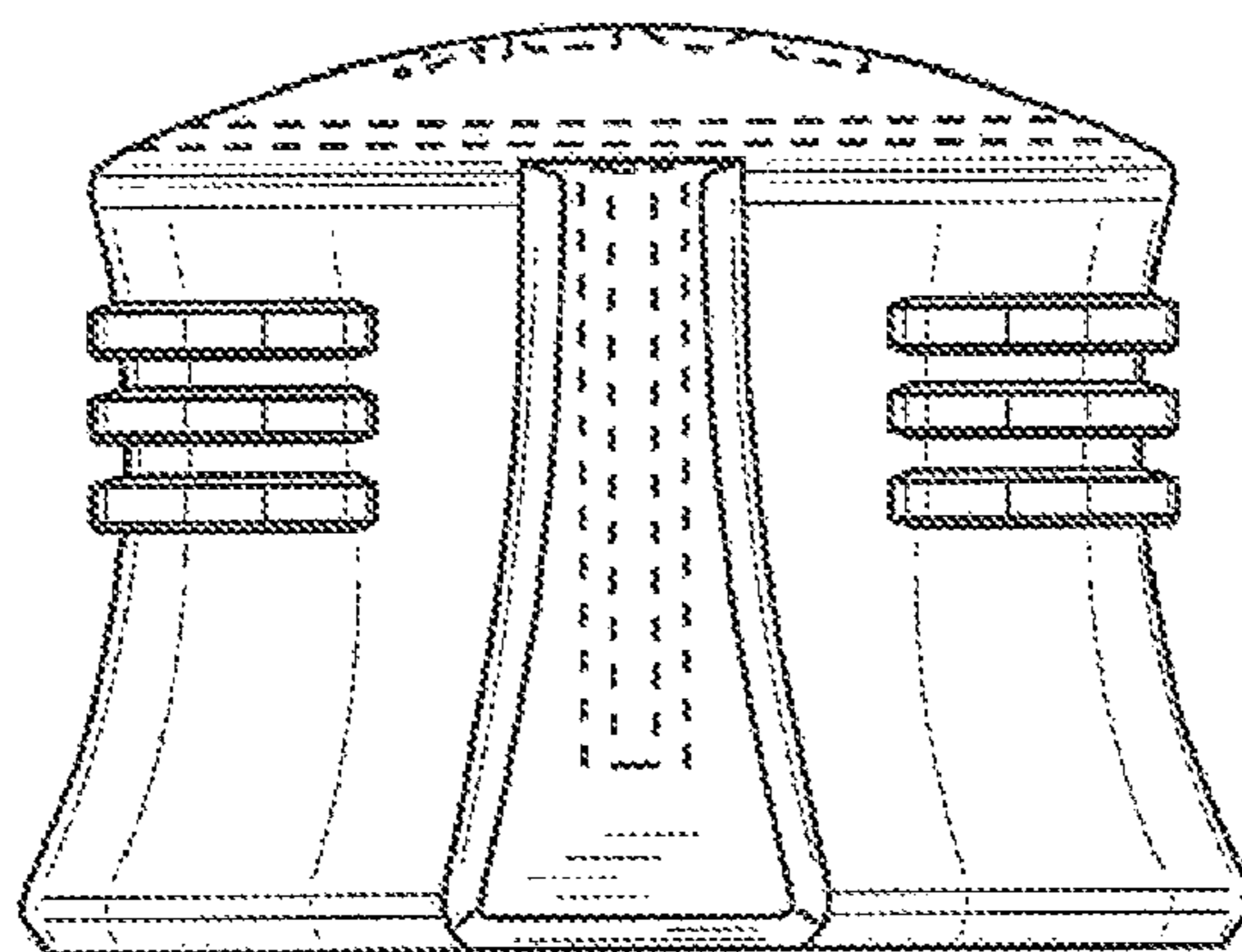
D400,778 S \* 11/1998 Holbrook, Jr. .... D8/311  
D434,633 S \* 12/2000 Short ..... D8/310  
D443,496 S \* 6/2001 DeCosse ..... D8/300  
D450,997 S \* 11/2001 Brady ..... D8/311  
D498,657 S \* 11/2004 Milrud et al. .... D8/311  
7,568,677 B2 \* 8/2009 Geither et al. .... 251/291

**1 Claim, 3 Drawing Sheets**

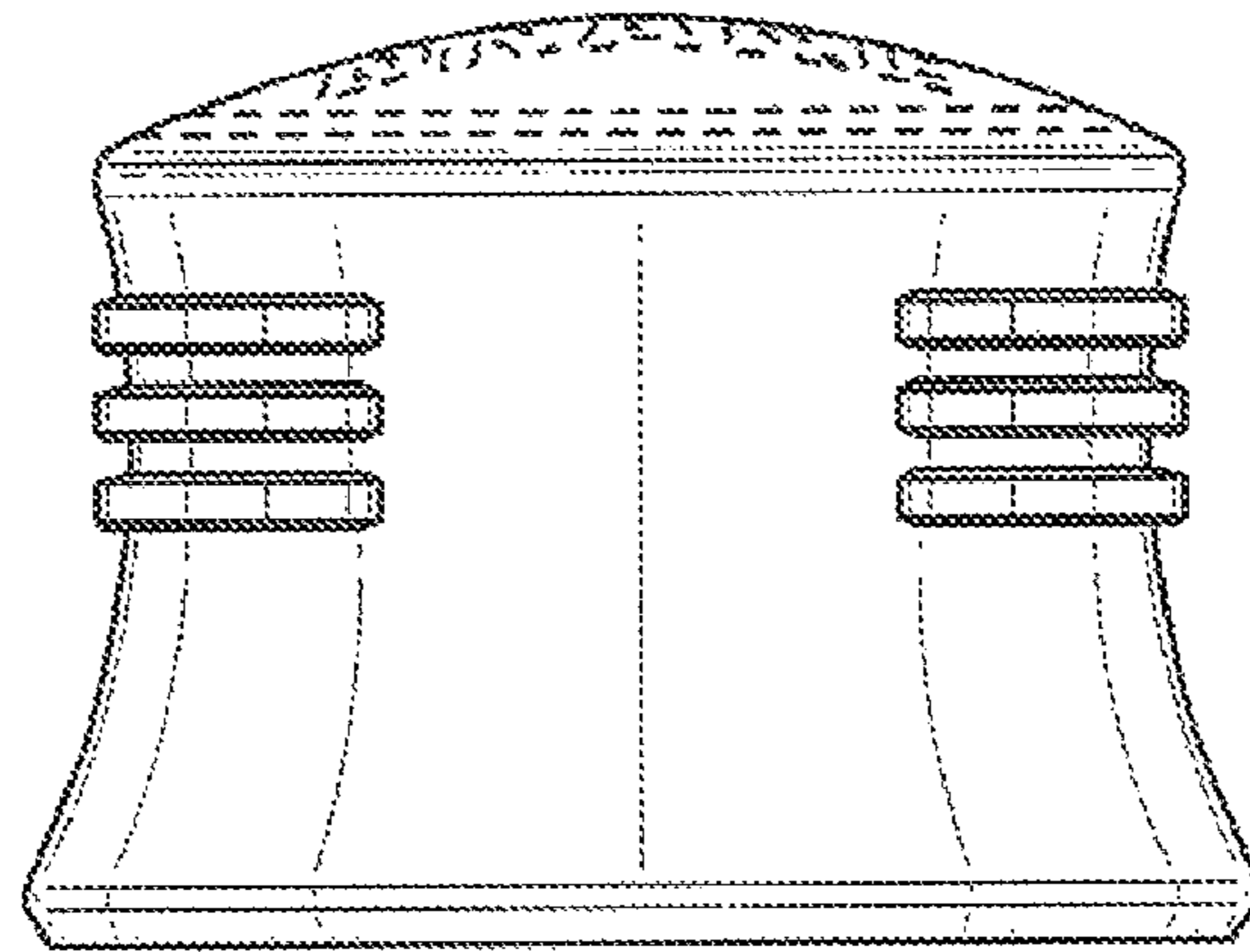




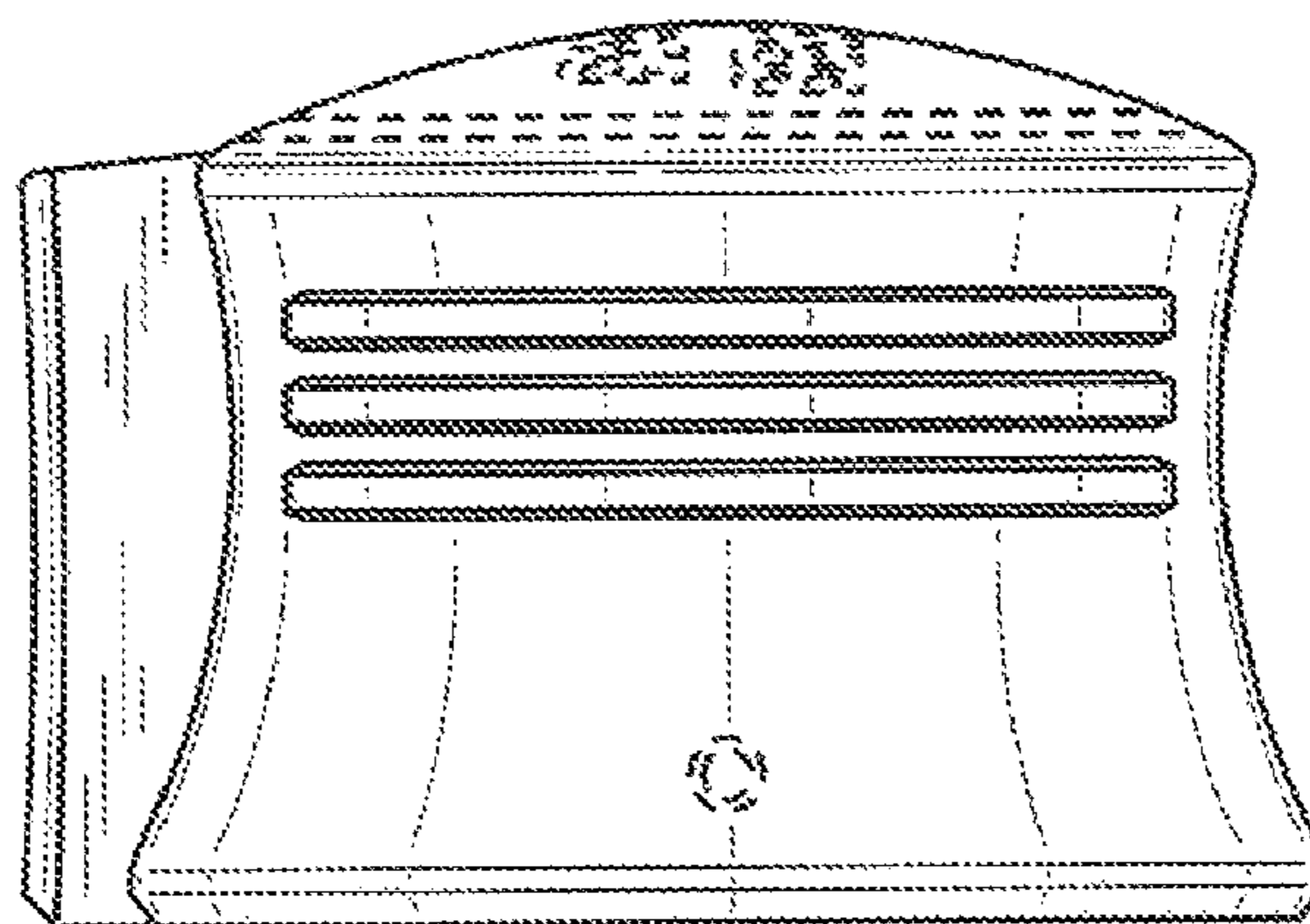
**FIG. 1**



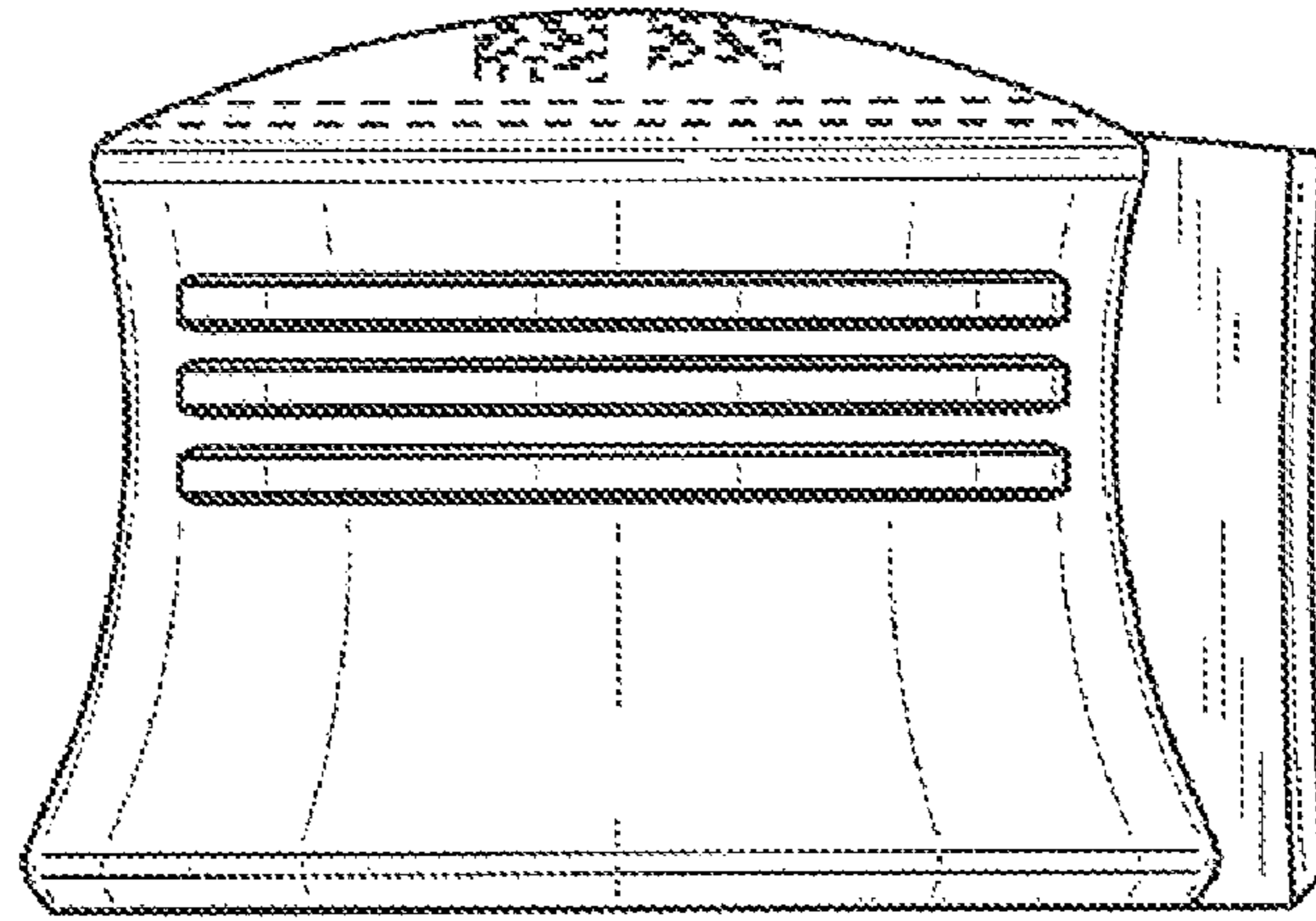
**FIG. 2**




**FIG. 3**



**FIG. 4**



**FIG. 5**



**FIG. 6**