



US00D655594S

(12) **United States Design Patent**
Robinson et al.

(10) **Patent No.:** **US D655,594 S**
(45) **Date of Patent:** **** Mar. 13, 2012**

(54) **TOOL HANDLE**

(75) Inventors: **Glenn Robinson**, Parkland, FL (US);
Michael Garcia, Coral Springs, FL (US)

(73) Assignee: **IBT Holdings, LLC**, Deerfield Beach,
FL (US)

(**) Term: **14 Years**

(21) Appl. No.: **29/373,253**

(22) Filed: **Mar. 24, 2011**

(51) **LOC (9) Cl.** **08-04**

(52) **U.S. Cl.** **D8/107**

(58) **Field of Classification Search** D8/107,
D8/83, 87, 25, 61, 68; 16/110.1, 111.1; D3/12;
81/177.1, 489, 490, 436, 437, 438, 439, 441
See application file for complete search history.

(56) **References Cited**

U.S. PATENT DOCUMENTS

D20,358	S	*	12/1890	Pedersen	D8/83
1,182,792	A	*	5/1916	Renkenberger	279/102
2,121,718	A	*	6/1938	Sweetland	473/203
2,195,626	A	*	4/1940	Lamkin	473/302
D379,750	S	*	6/1997	Thompson et al.	D8/83
5,926,911	A	*	7/1999	Chen	16/111.1

D440,479	S	*	4/2001	Hsiao	D8/82
D449,506	S	*	10/2001	Haung	D8/87
D472,779	S	*	4/2003	Chunn et al.	D8/61
D474,662	S	*	5/2003	Canino et al.	D8/25
D522,836	S	*	6/2006	Rinner et al.	D8/107
D532,275	S	*	11/2006	Lin	D8/107
7,565,852	B2	*	7/2009	Yu	81/177.4

* cited by examiner

Primary Examiner — Paula Greene

(74) *Attorney, Agent, or Firm* — Dan DeLa Rosa

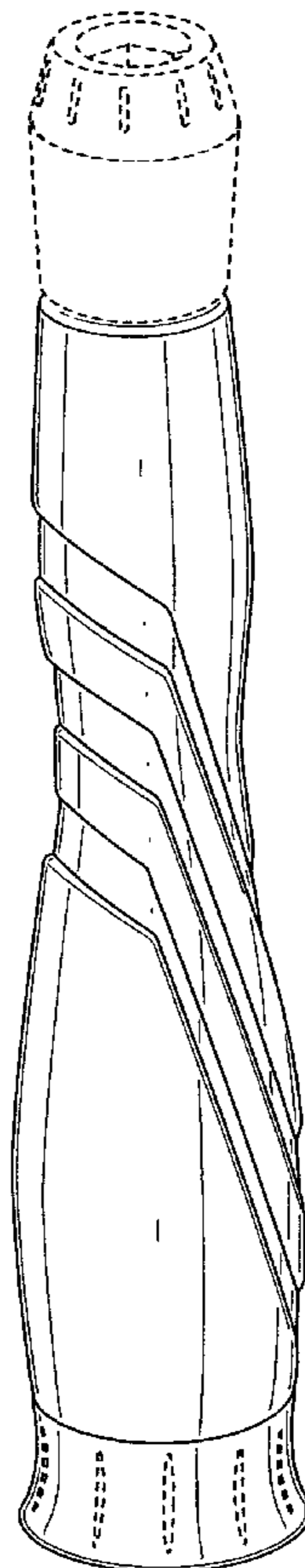
(57) **CLAIM**

The ornamental design for a tool handle, as shown and described.

DESCRIPTION

FIG. 1 is a front perspective view of the tool handle of the present invention showing my new design; FIG. 2 is a front side elevational view thereof; FIG. 3 is a back side elevational view thereof; FIG. 4 is a side elevational view thereof; FIG. 5 is another side elevational view thereof; FIG. 6 is a top plan view thereof; FIG. 7 is a bottom plan view thereof; and, FIG. 8 is a rear perspective view thereof. The broken lines form no part of the claimed design.

1 Claim, 5 Drawing Sheets



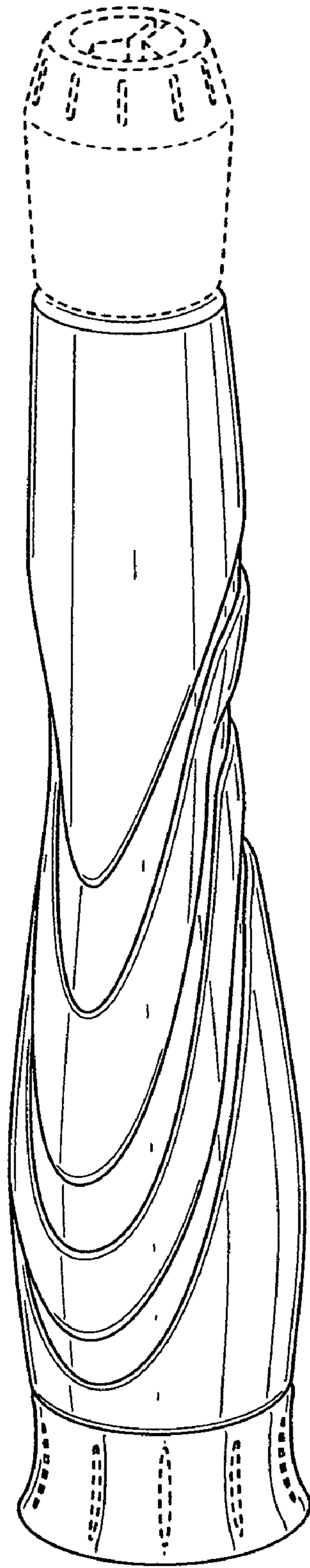


FIG. 1

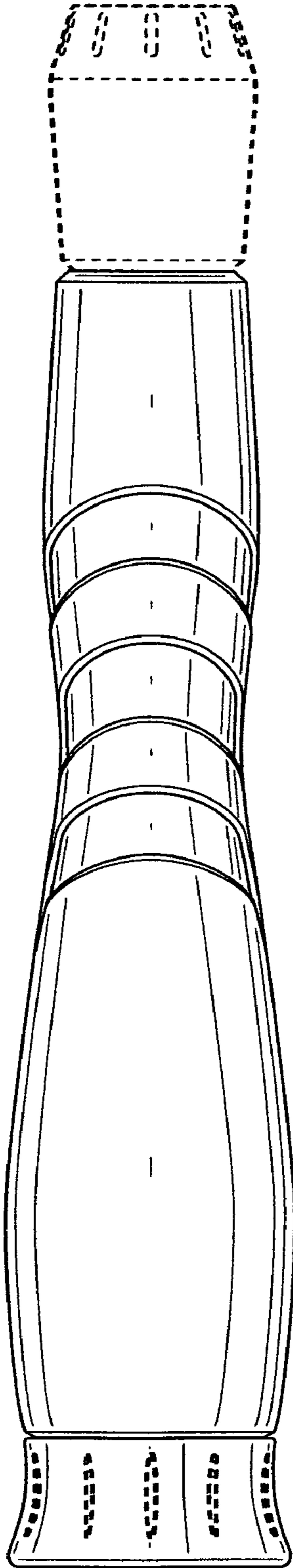


FIG. 2

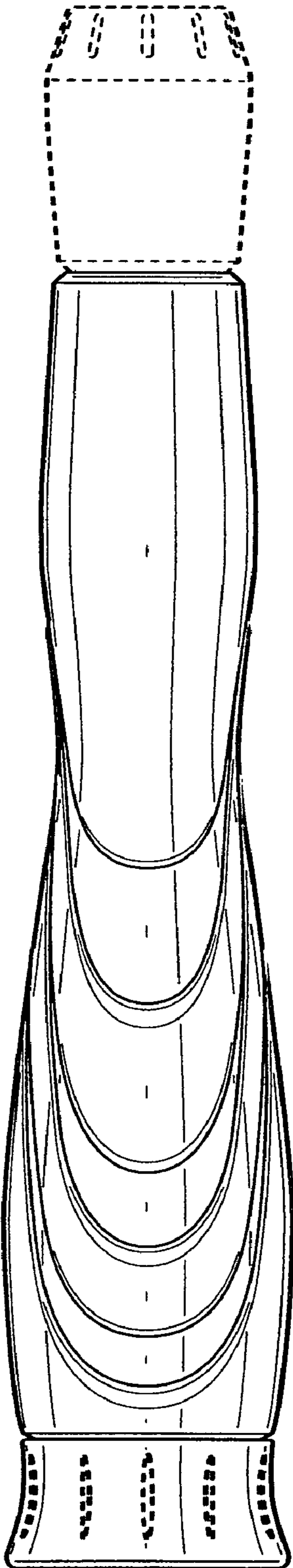


FIG. 3

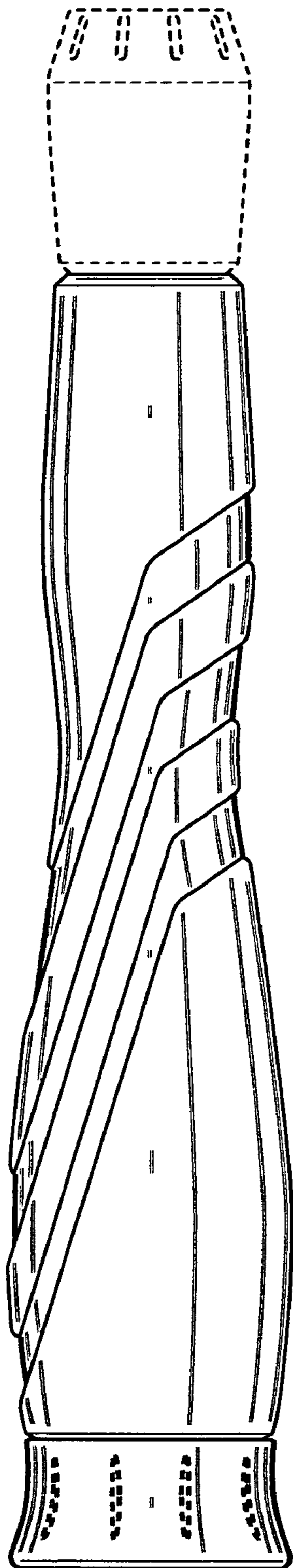


FIG. 4

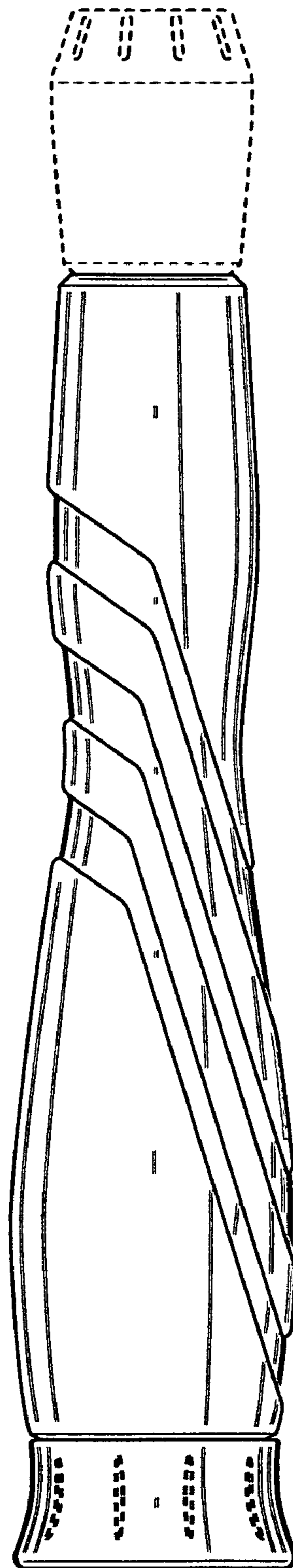


FIG. 5

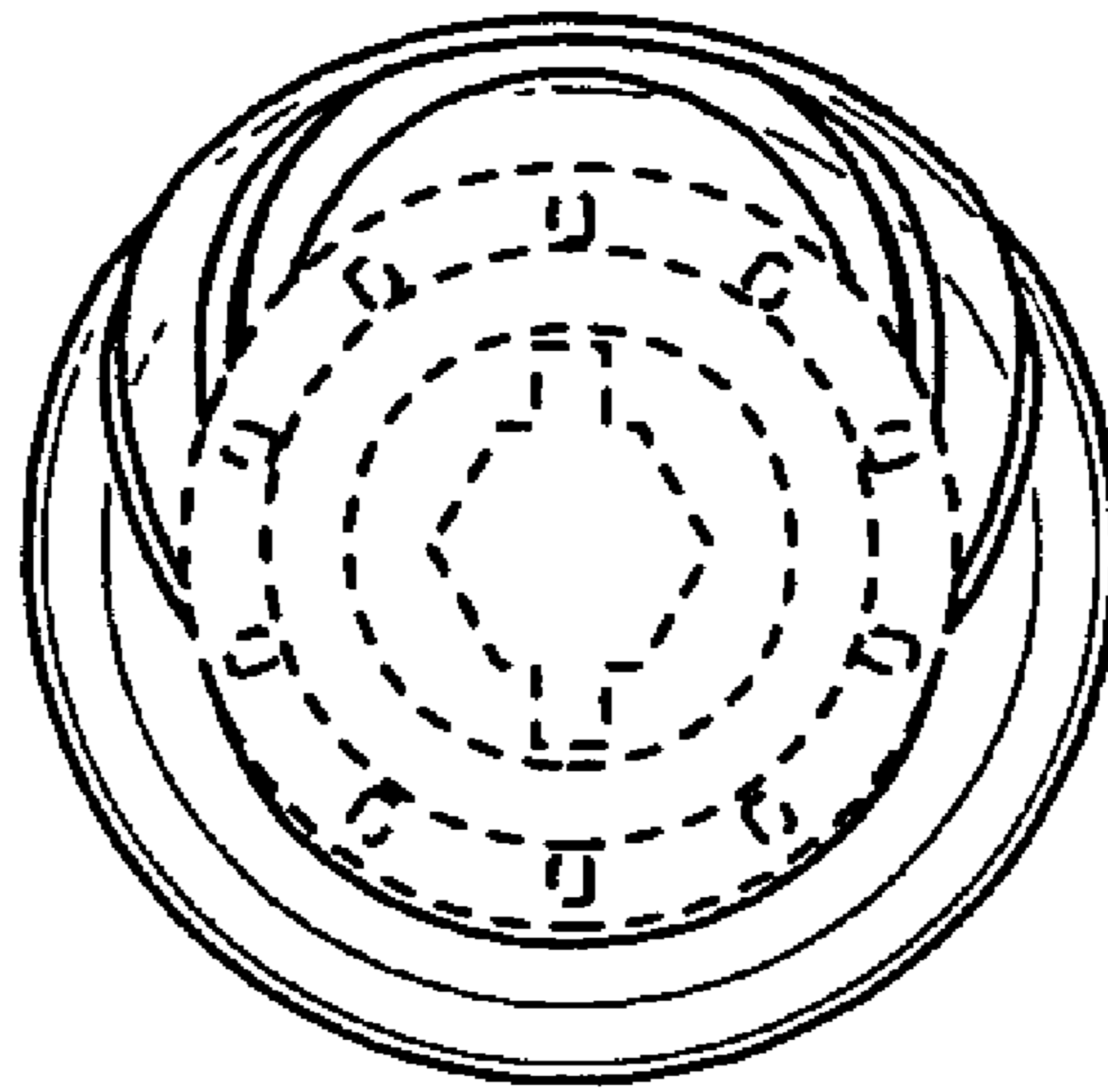


FIG. 6

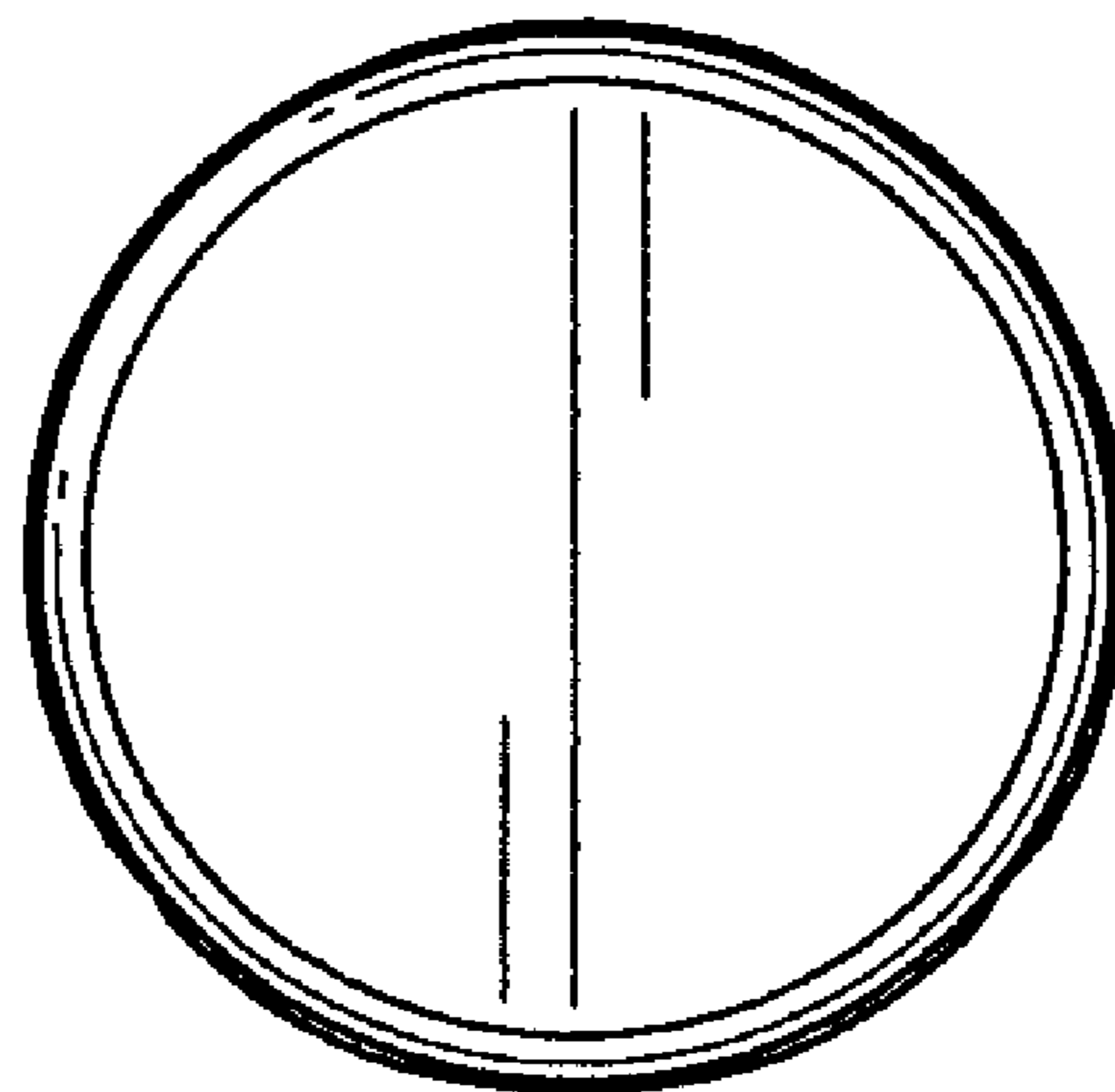


FIG. 7

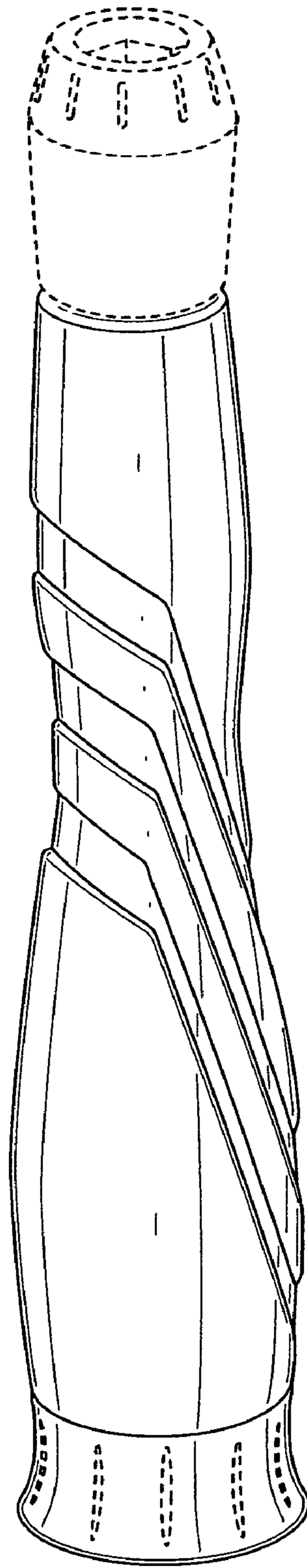


FIG. 8