



US00D655585S

(12) **United States Design Patent**
Donohue

(10) **Patent No.:** **US D655,585 S**

(45) **Date of Patent:** **** Mar. 13, 2012**

(54) **HOOK**

(76) Inventor: **James K. Donohue**, Lakeway, TX (US)

(**) Term: **14 Years**

(21) Appl. No.: **29/378,217**

(22) Filed: **Nov. 1, 2010**

(51) **LOC (9) Cl.** **08-05**

(52) **U.S. Cl.** **D8/14**

(58) **Field of Classification Search** D3/7; D8/1,
D8/14, 367; D22/149, 199; 294/19.1-19.2,
294/26, 65.5, 175, 210

See application file for complete search history.

(56) **References Cited**

U.S. PATENT DOCUMENTS

1,512,315	A *	10/1924	Sandford	294/24
D119,843	S *	4/1940	Anstice	D7/412
2,531,422	A *	11/1950	Gerum	294/82.1
3,221,848	A *	12/1965	O'Neil	190/127
D258,342	S *	2/1981	Boulis et al.	D8/14
D280,066	S *	8/1985	Engstrom	D7/412
D447,674	S *	9/2001	Andersson	D8/1
D459,170	S *	6/2002	Young	D8/14

D493,067	S *	7/2004	Drees et al.	D7/412
D560,432	S *	1/2008	Feil	D7/412
2004/0084915	A1 *	5/2004	Moffatt	294/19.1

* cited by examiner

Primary Examiner — Philip S Hyder

Assistant Examiner — RoseLynne Cody

(74) *Attorney, Agent, or Firm* — Conley Rose, PC; Mark E. Scott

(57) **CLAIM**

The ornamental design for a hook, as shown and described.

DESCRIPTION

FIG. 1 is a perspective front view of a hook showing my new design;

FIG. 2 is a front elevation view thereof;

FIG. 3 is a left elevation view thereof;

FIG. 4 is a right elevation view thereof;

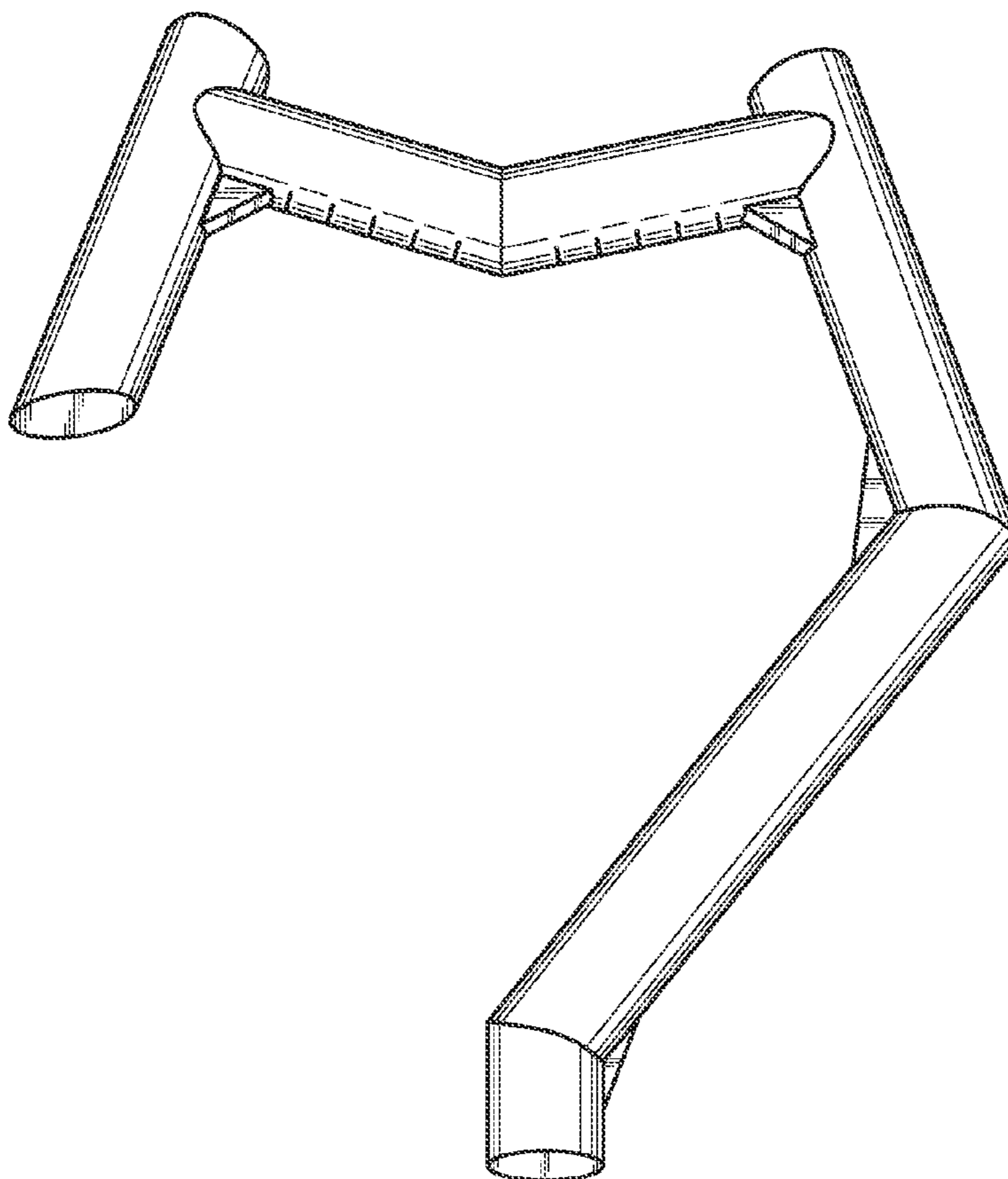
FIG. 5 is a top elevation view thereof;

FIG. 6 is a bottom elevation view thereof; and,

FIG. 7 is a perspective view of the hook shown in contextual use.

The portion of the drawings depicted in broken lines form no part of the claimed design.

1 Claim, 4 Drawing Sheets



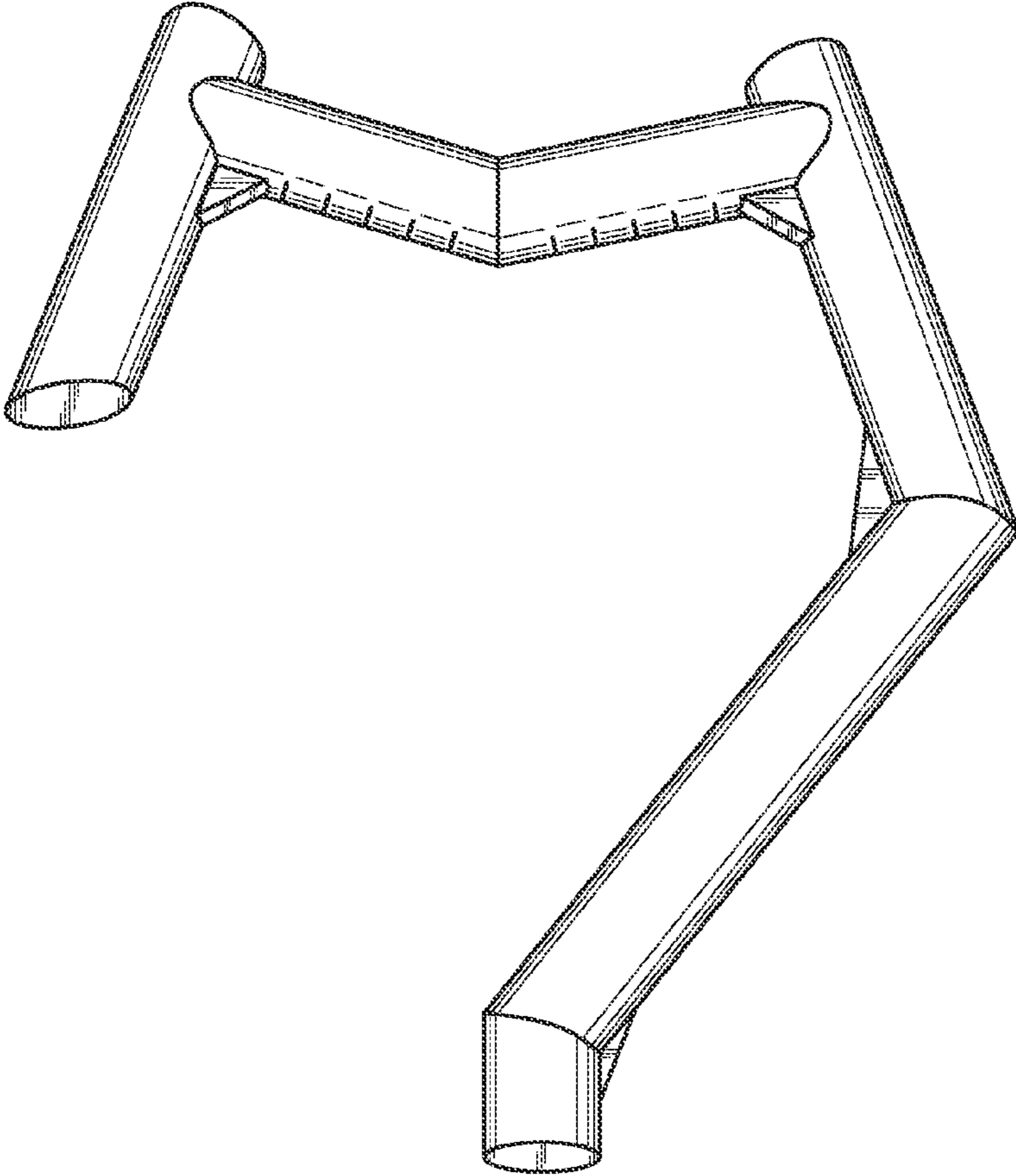


FIG. 1

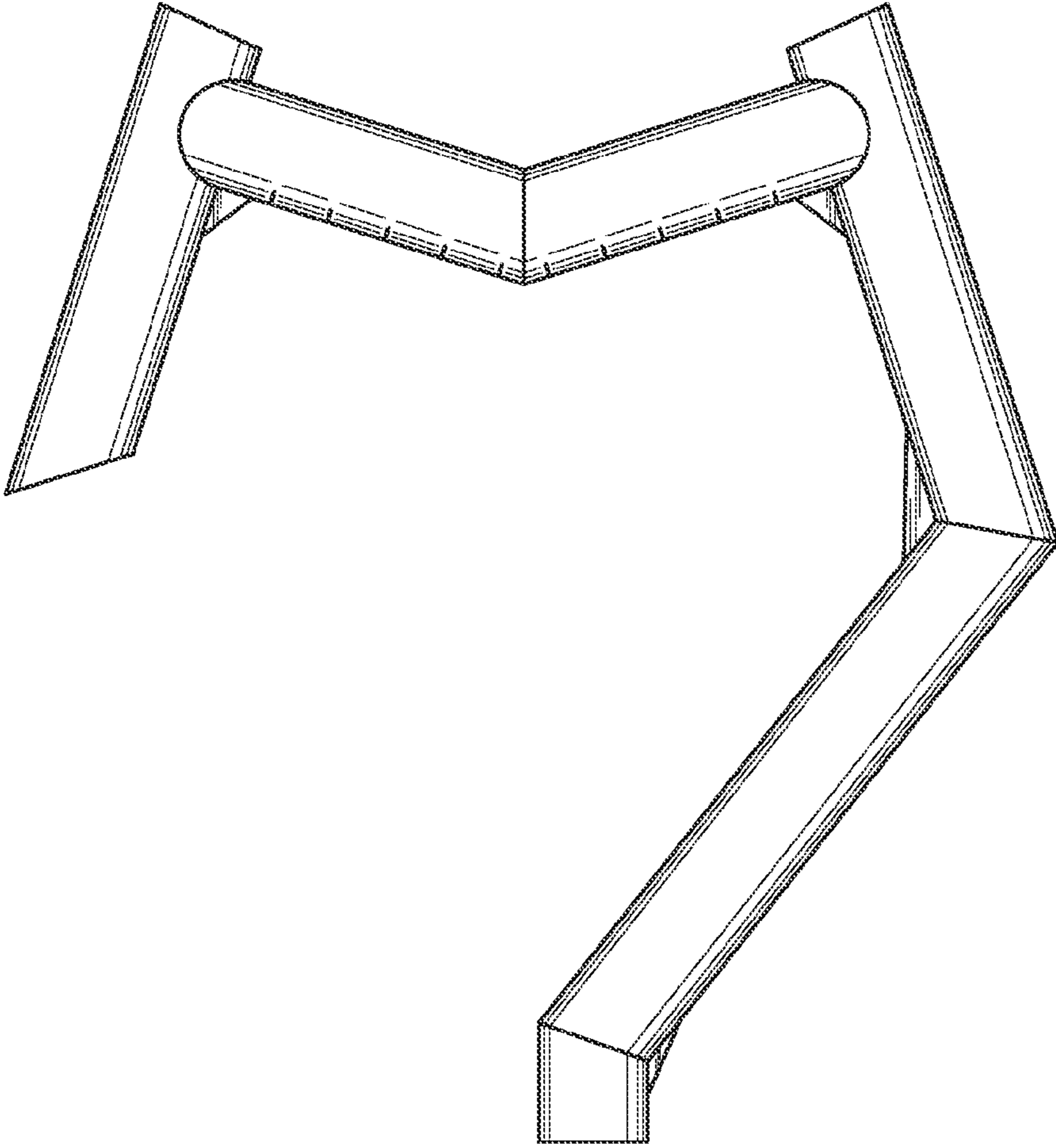


FIG.2

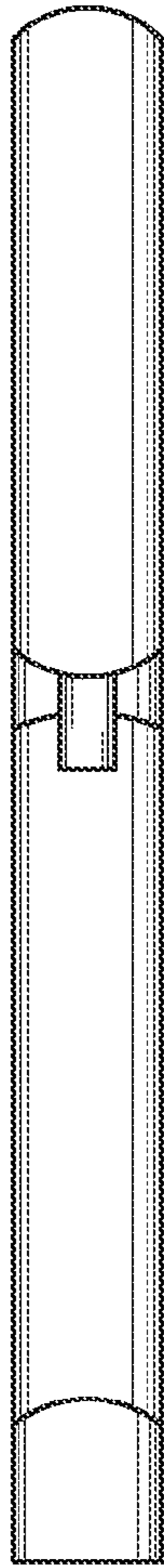


FIG. 3

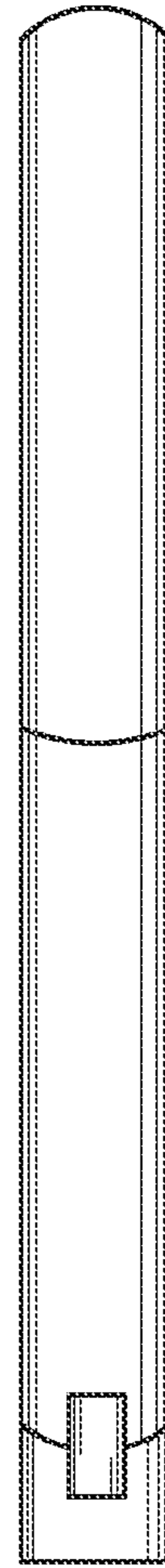


FIG. 4

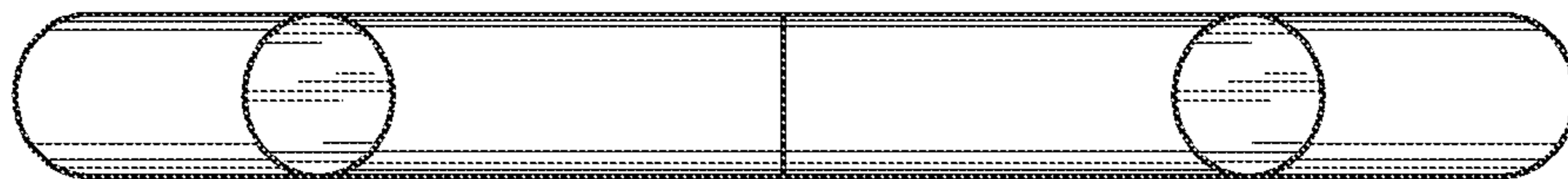


FIG. 5

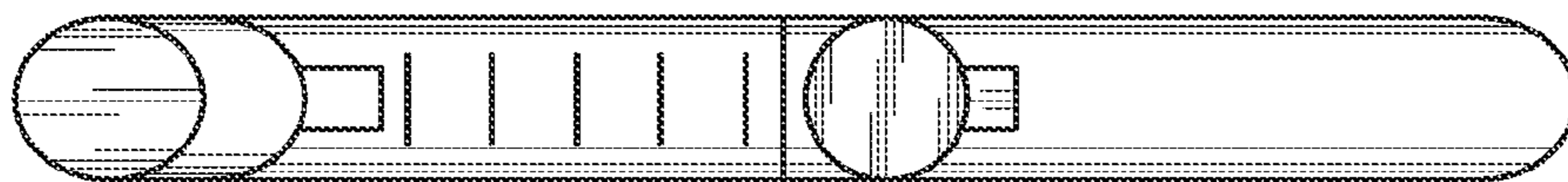


FIG. 6

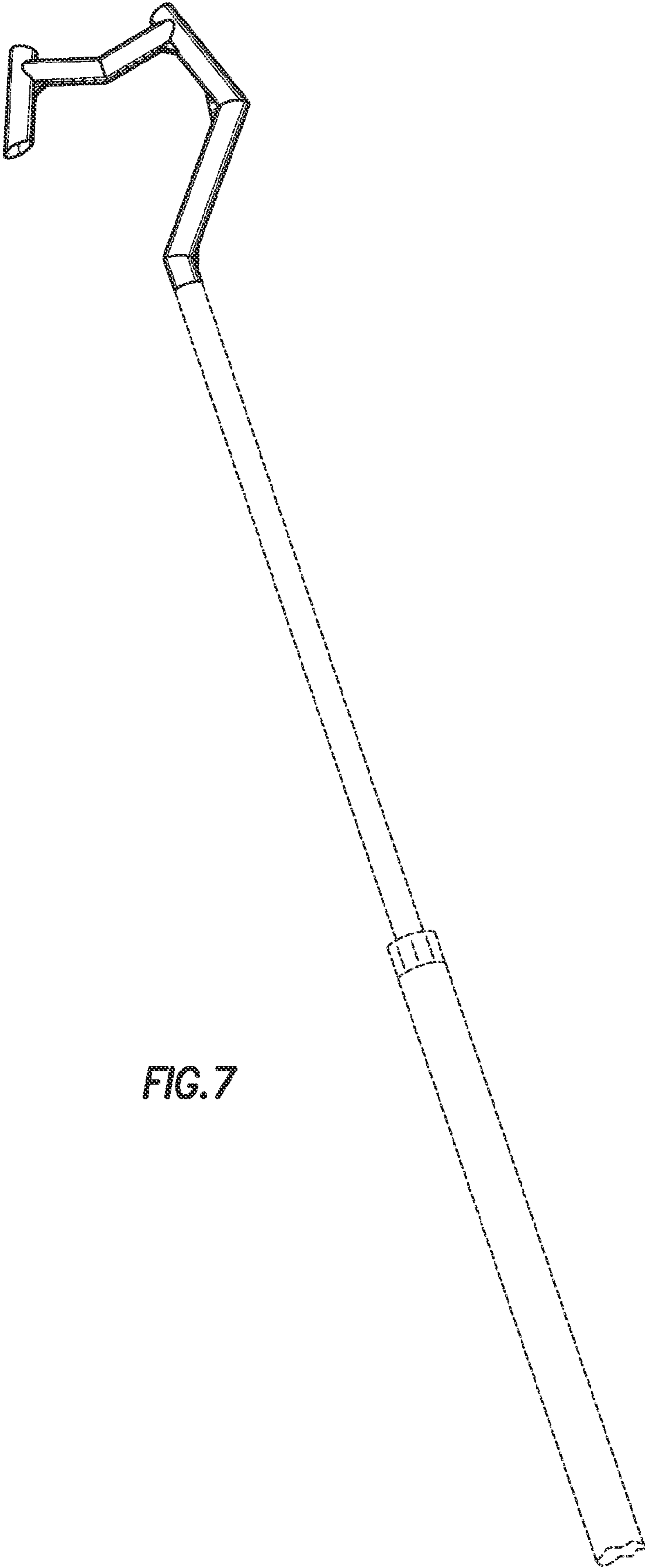


FIG. 7