



US00D655576S

(12) **United States Design Patent**
Samartgis

(10) **Patent No.:** **US D655,576 S**
(45) **Date of Patent:** **** *Mar. 13, 2012**

(54) **CONTAINER**

(75) Inventor: **Jim Samartgis**, Melbourne (AU)

(73) Assignee: **The Decor Corporation Pty Ltd.**,
Scoresby, Victoria (AU)

(*) Notice: This patent is subject to a terminal disclaimer.

(**) Term: **14 Years**

(21) Appl. No.: **29/379,590**

(22) Filed: **Nov. 22, 2010**

(51) **LOC (9) Cl.** **07-01**

(52) **U.S. Cl.** **D7/602; D7/630; D9/424**

(58) **Field of Classification Search** D7/500,
D7/538, 542-543, 545, 584, 586-587, 601-603,
D7/612, 629-630; D9/516, 530-531, 533,
D9/536, 542-543, 559-560, 572-575, 414,
D9/424-426, 430-432; D3/273, 302; 220/574,
220/660, 675, 912, 915.1

See application file for complete search history.

(56) **References Cited**

U.S. PATENT DOCUMENTS

D3,357 S	2/1869	Pratt	
D3,358 S	2/1869	Pratt	
D117,714 S	11/1939	Guttman	
D162,579 S *	3/1951	Roop	D7/615
D170,104 S	7/1953	Zabel	
2,767,755 A *	10/1956	Hill	206/518
3,142,413 A	7/1964	Grogel	
3,384,263 A	5/1968	Bernstein	
D220,448 S	4/1971	Swett	
D224,553 S	8/1972	Swett	
D224,554 S	8/1972	Swett	
D229,916 S	1/1974	Schneider	

D232,703 S	9/1974	Konz	
D234,568 S	3/1975	Swett	
D234,574 S *	3/1975	Schimkat	D9/425
D240,114 S	6/1976	Martinelli	
D241,599 S	9/1976	Croyle	
D241,703 S	10/1976	Aston	
4,046,310 A	9/1977	Gustafsson	
D256,557 S	8/1980	Ikushima et al.	
D267,703 S	1/1983	Chase et al.	
D285,906 S	9/1986	Tyler	
D287,559 S	1/1987	Daenen et al.	
D287,573 S	1/1987	Tyler	
D289,719 S	5/1987	Daenen et al.	
D305,410 S	1/1990	Tyler	
D308,942 S *	7/1990	Thundercliffe	D9/425
5,065,887 A	11/1991	Schuh et al.	
D326,391 S *	5/1992	Verchere	D7/605
D330,660 S	11/1992	Newton et al.	
D351,791 S	10/1994	Morris, Sr.	
D354,655 S	1/1995	Daenen et al.	

(Continued)

Primary Examiner — Ian Simmons

Assistant Examiner — Dana L Sipos

(74) *Attorney, Agent, or Firm* — Cook Alex Ltd.



(57) **CLAIM**

The ornamental design for a container, as shown and described.

DESCRIPTION

FIG. 1 is a front perspective view, from above, of the claimed design;
FIG. 2 is a rear perspective view, from beneath, of the claimed design;
FIG. 3 is a top plan view of the claimed design;
FIG. 4 is an underneath plan view of the claimed design;
FIG. 5 is a side view of the claimed design; and,
FIG. 6 is an end view of the claimed design.

1 Claim, 5 Drawing Sheets



US D655,576 S

Page 2

U.S. PATENT DOCUMENTS

D358,328 S	5/1995	Huerto et al.	
D363,662 S	10/1995	Plater	
D365,273 S	12/1995	Indekeu	
D375,654 S	11/1996	Ferris	
D375,836 S	11/1996	Conti	
D377,739 S	2/1997	Carlson	
D379,287 S *	5/1997	Carlson	D7/602
D384,864 S *	10/1997	Carlson	D7/602
D403,582 S	1/1999	Nask et al.	
D403,583 S	1/1999	Nask et al.	
D403,924 S	1/1999	Carlson	
D413,231 S *	8/1999	Loew et al.	D7/612
D420,859 S	2/2000	Loew et al.	
D428,310 S	7/2000	Zettle et al.	
D436,170 S *	1/2001	Gaba et al.	D24/131
D446,117 S	8/2001	Conti	
D457,784 S	5/2002	Torniainen et al.	
D469,320 S	1/2003	Pettaweebuncha	
D484,797 S *	1/2004	Kipperman et al.	D9/424
D513,376 S	1/2006	Shannon	
D518,958 S *	4/2006	Yourist	D3/302
D524,119 S *	7/2006	Kim	D7/629
D536,248 S	2/2007	Lesquir	
D540,669 S	4/2007	George et al.	
D542,591 S	5/2007	Carlson	
D548,588 S	8/2007	Bouveret et al.	
D555,476 S	11/2007	Nielsen	
D571,200 S	6/2008	Bouveret et al.	
D581,204 S	11/2008	Simon et al.	
D584,145 S	1/2009	Young	
D588,914 S	3/2009	Laurieu-Tedeschi	
D593,855 S	6/2009	Scheve	
D595,128 S	6/2009	Bouveret et al.	
D601,386 S	10/2009	Carlson	
D601,387 S	10/2009	Carlson	
D601,388 S	10/2009	Carlson	
D601,857 S	10/2009	Carlson	
D614,919 S	5/2010	Carlson	
D618,516 S	6/2010	DiPietro et al.	
D630,899 S *	1/2011	Samartgis	D7/602
D630,900 S *	1/2011	Samartgis	D7/602
D630,901 S *	1/2011	Samartgis	D7/602
D631,298 S *	1/2011	Samartgis	D7/602
D631,299 S *	1/2011	Samartgis	D7/602
D631,300 S *	1/2011	Samartgis	D7/602
D631,706 S *	2/2011	Samartgis	D7/602
D631,707 S *	2/2011	Samartgis	D7/602

* cited by examiner

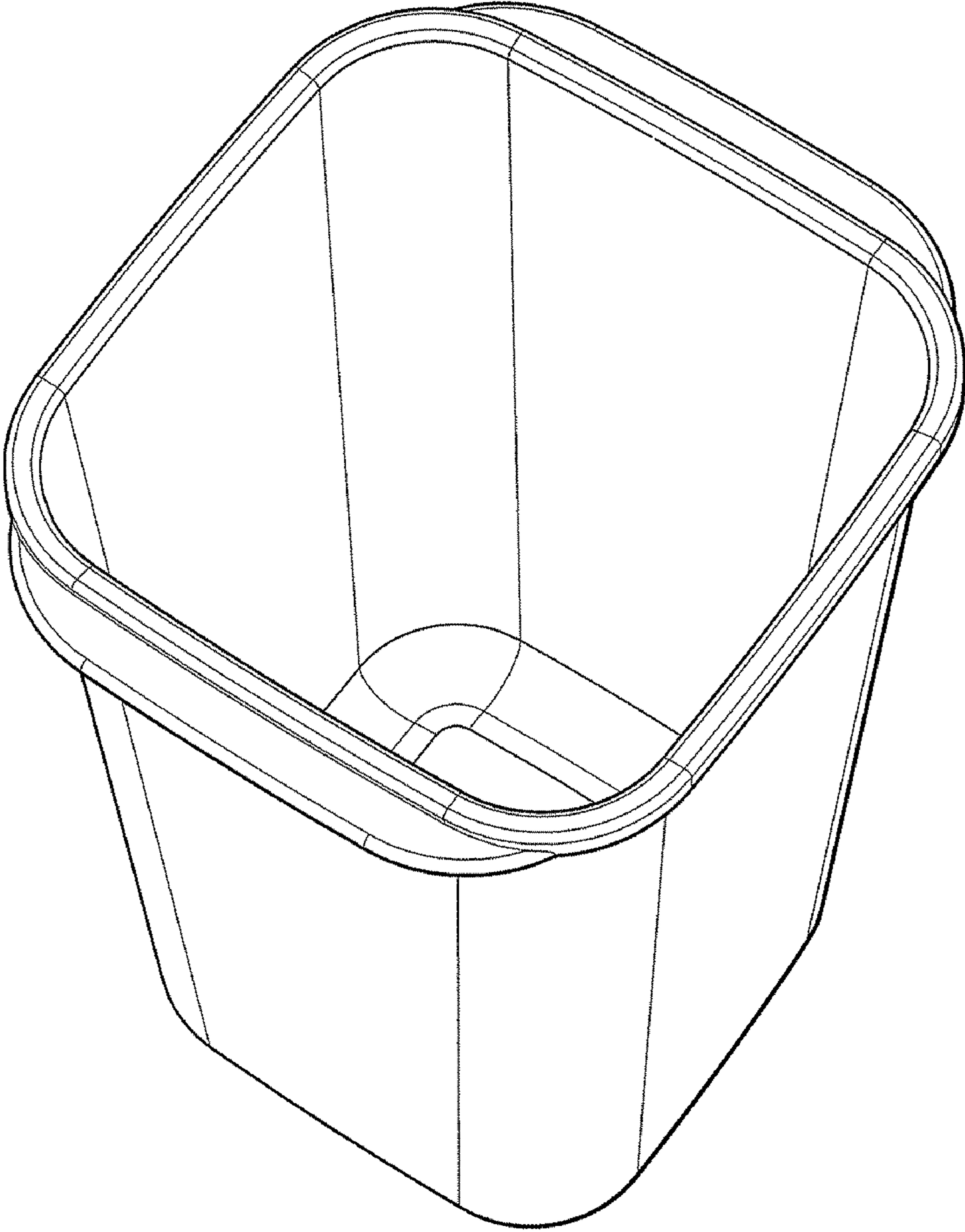


FIG. 1

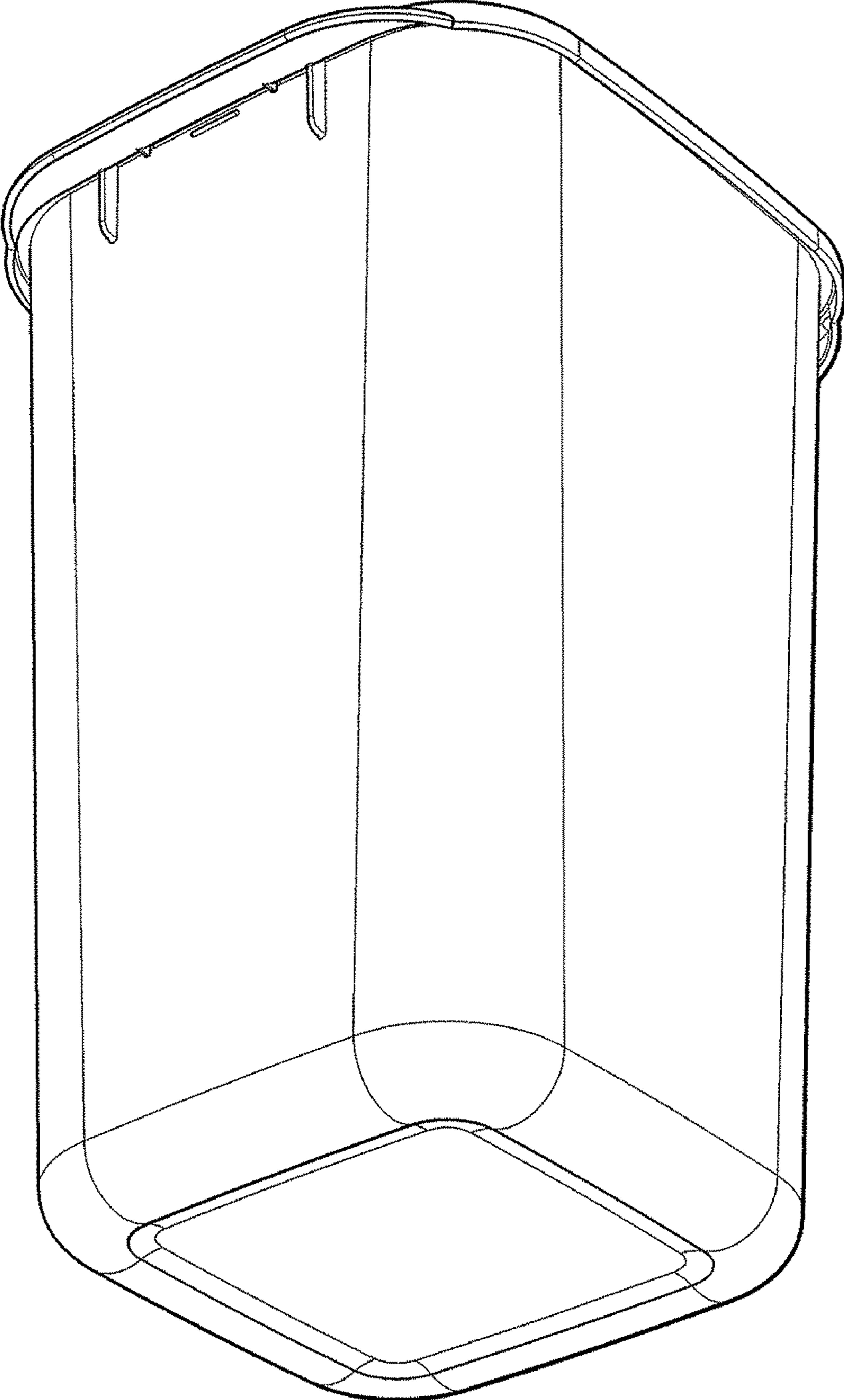


FIG. 2

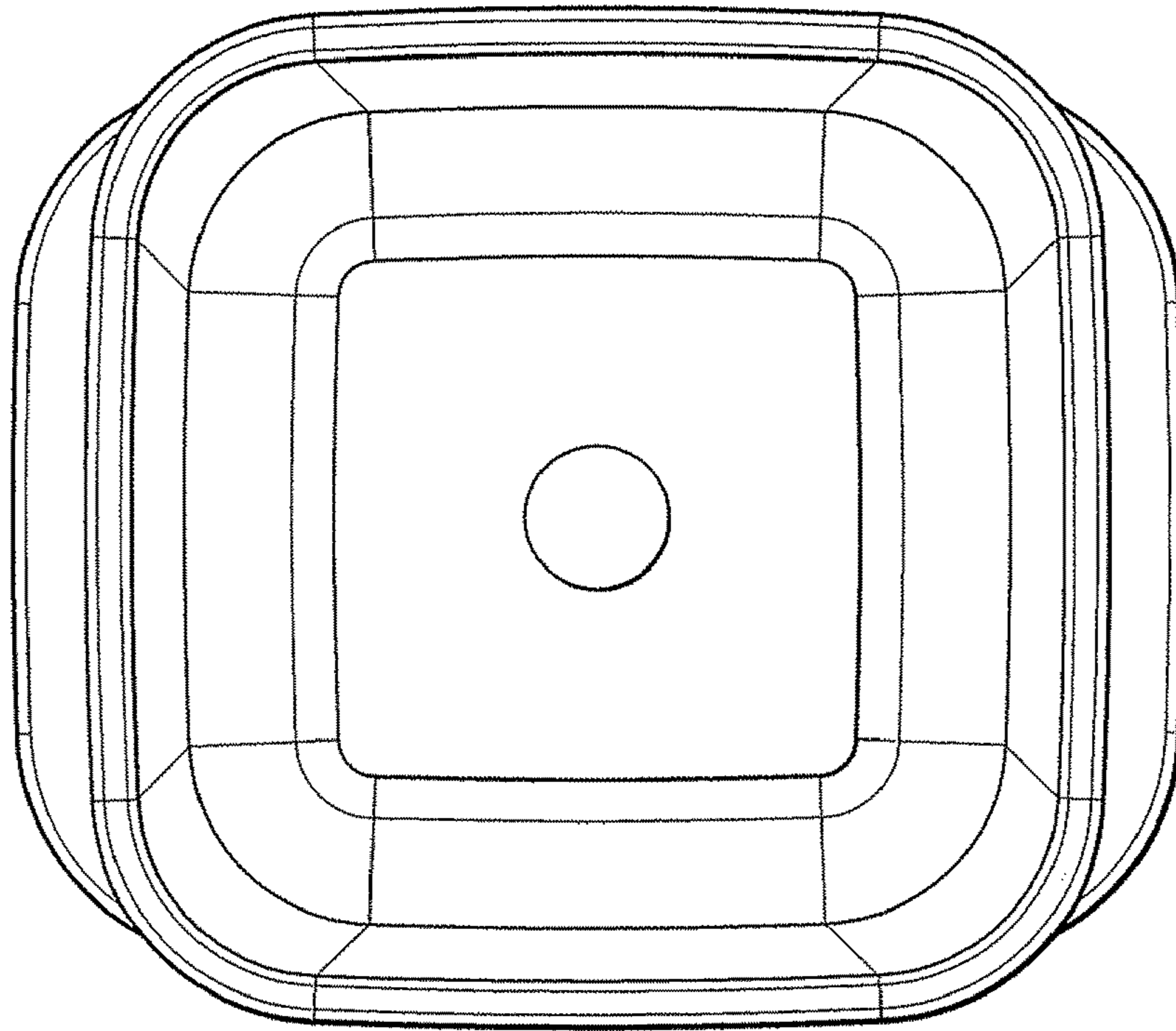


FIG. 3

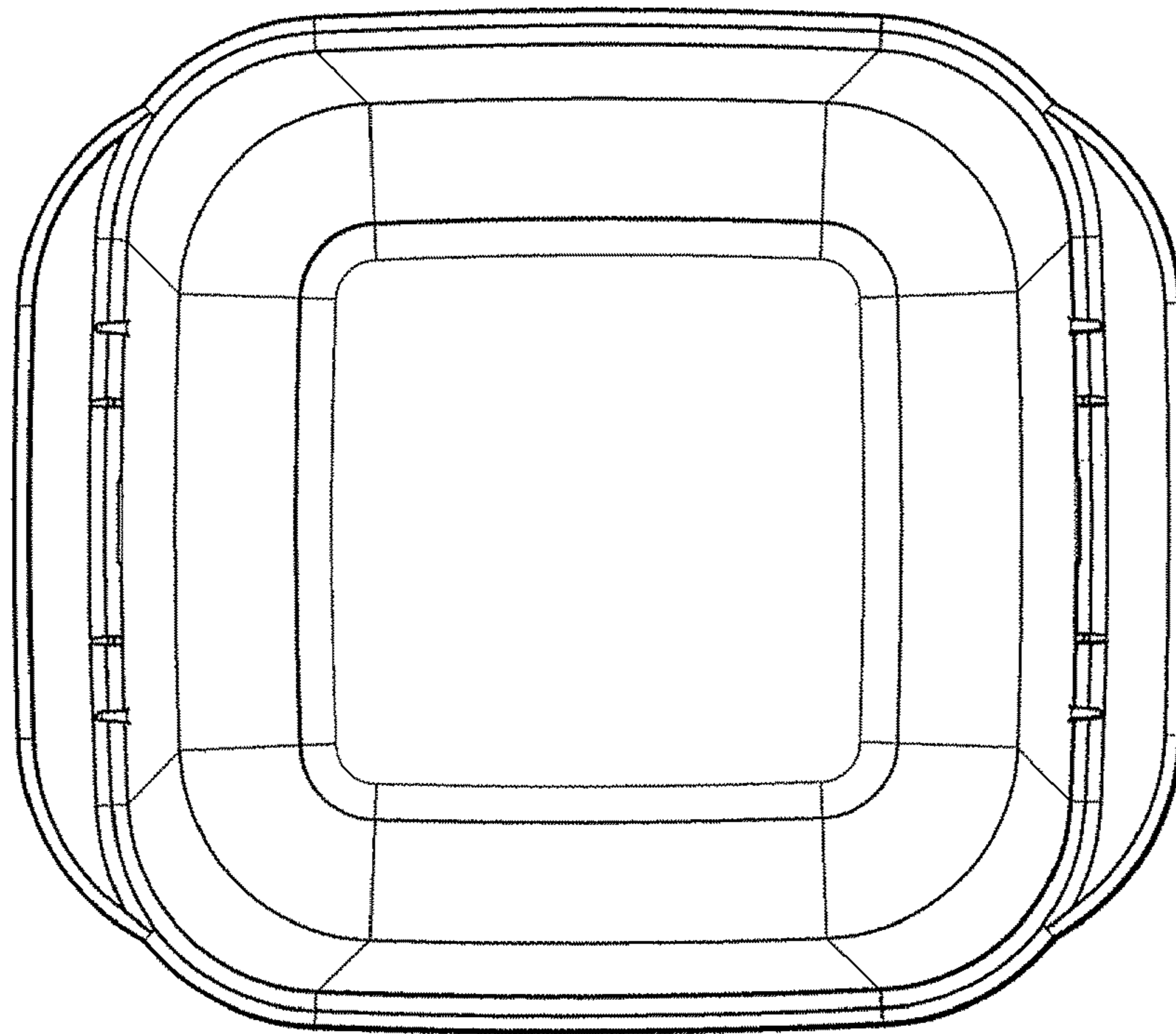


FIG. 4




FIG. 5




FIG. 6