



US00D65555S

(12) **United States Design Patent**
Benson

(10) **Patent No.:** **US D655,555 S**
(45) **Date of Patent:** **** Mar. 13, 2012**

(54) **FOOT SCRATCHING MAT**

(76) Inventor: **Verdale N. Benson**, Atlanta, GA (US)

(**) Term: **14 Years**

(21) Appl. No.: **29/367,158**

(22) Filed: **Aug. 4, 2010**

(51) **LOC (9) Cl.** **06-11**

(52) **U.S. Cl.** **D6/592**

(58) **Field of Classification Search** D6/582,
D6/583, 588, 591, 592, 594, 602, 608, 617,
D6/619; D5/5, 7, 20, 30, 37, 49, 56, 58,
D5/59, 60, 63, 64, 66; D19/5; D24/124-126;
4/581; 5/490, 495; 15/208, 209.1, 215; 112/401,
112/402; 139/383 B, 383 R, 420 R; 162/108,
162/109, 134; 428/32, 39, 49, 66.5, 187,
428/542.2, 542.6; D2/914, 968
See application file for complete search history.

(56) **References Cited**

U.S. PATENT DOCUMENTS

19,347	A *	2/1858	Chaffee	15/215
729,923	A *	6/1903	Ellis	52/177
2,381,860	A *	8/1945	Baggott	428/52
2,420,734	A *	5/1947	Churchill	510/143
2,852,793	A	9/1958	Shelton	
4,535,553	A *	8/1985	Derderian et al.	36/28
D321,970	S *	12/1991	Cochran	D2/914
D336,548	S *	6/1993	Zeller	D29/121.1
5,293,660	A	3/1994	Park	
D353,506	S *	12/1994	Brandon	D6/583
D355,807	S *	2/1995	O'Rourke	D6/582
5,548,910	A *	8/1996	Klingseis	36/135
5,709,490	A	1/1998	Dyas	

5,724,695	A	3/1998	Galizia	
D397,542	S *	9/1998	Bradshaw	D2/914
6,041,521	A *	3/2000	Wong	36/28
6,210,350	B1 *	4/2001	Finch	601/136
6,253,407	B1	7/2001	Bjelkevig	
6,405,400	B1 *	6/2002	McClain	15/160
6,779,218	B1 *	8/2004	Jusinski	15/104.92
D520,290	S *	5/2006	Curtis	D6/588
7,036,347	B2 *	5/2006	Boegli	72/196
D524,441	S *	7/2006	Anderson et al.	D24/147
7,278,431	B2	10/2007	Anderson et al.	
D595,898	S *	7/2009	Syran et al.	D28/63
D614,836	S *	5/2010	Kay et al.	D2/914
2007/0089758	A1	4/2007	Koutscumbos	
2009/0293306	A1 *	12/2009	Sedelmeier et al.	36/88

* cited by examiner

Primary Examiner — Karen S Acker

(74) *Attorney, Agent, or Firm* — Montgomery Patent & Design LLC; Robert C. Montgomery; Joseph T. Yaksich

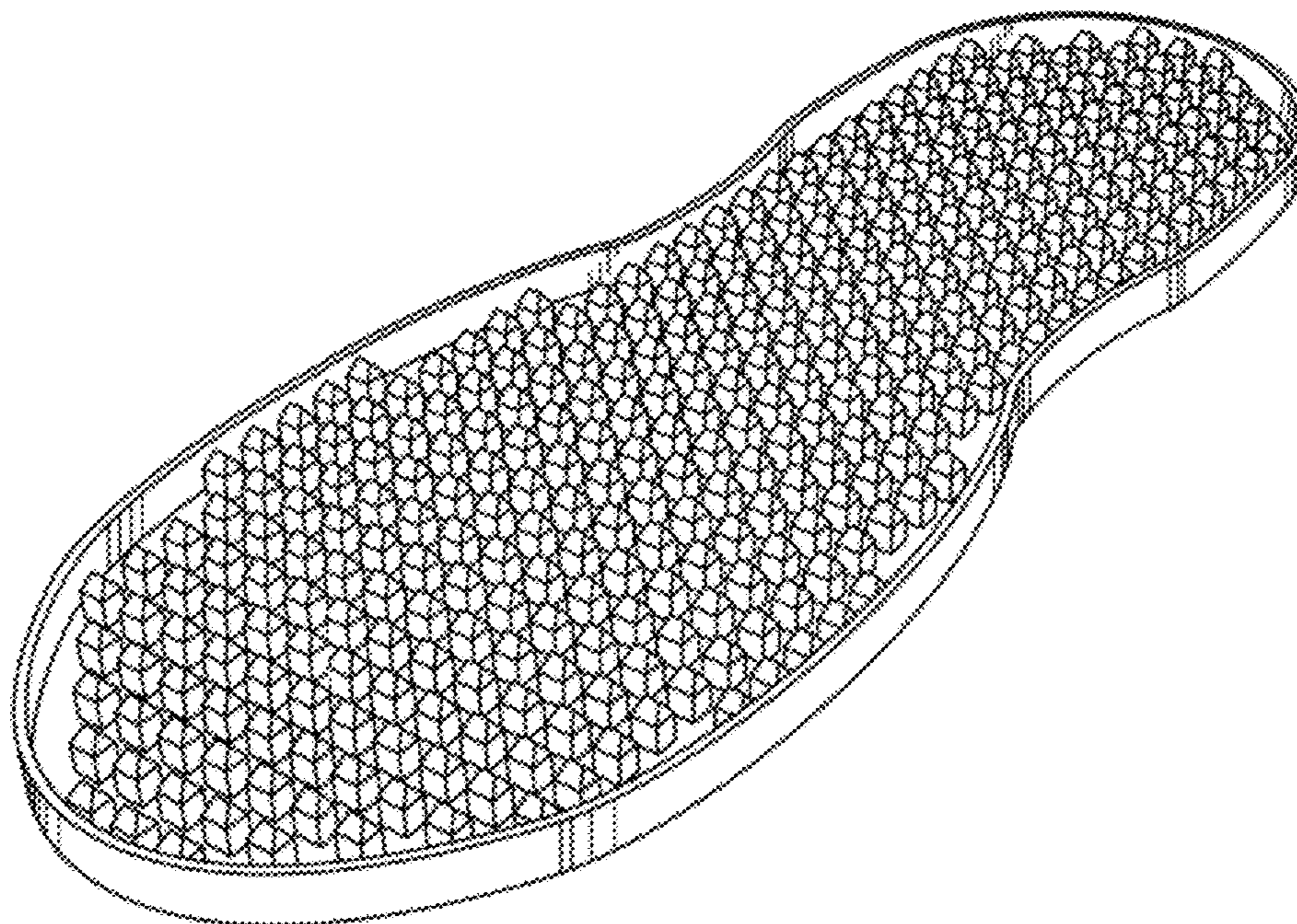
(57) **CLAIM**

The ornamental design for a foot scratching mat, as shown and described.

DESCRIPTION

FIG. 1 is a front perspective view of a foot scratching mat, showing my new design;
FIG. 2 is a side perspective view thereof;
FIG. 3 is a front view thereof;
FIG. 4 is a rear view thereof;
FIG. 5 is a left side view thereof with a right side view being a mirror image;
FIG. 6 is a top view thereof; and,
FIG. 7 is a bottom view thereof.

1 Claim, 6 Drawing Sheets



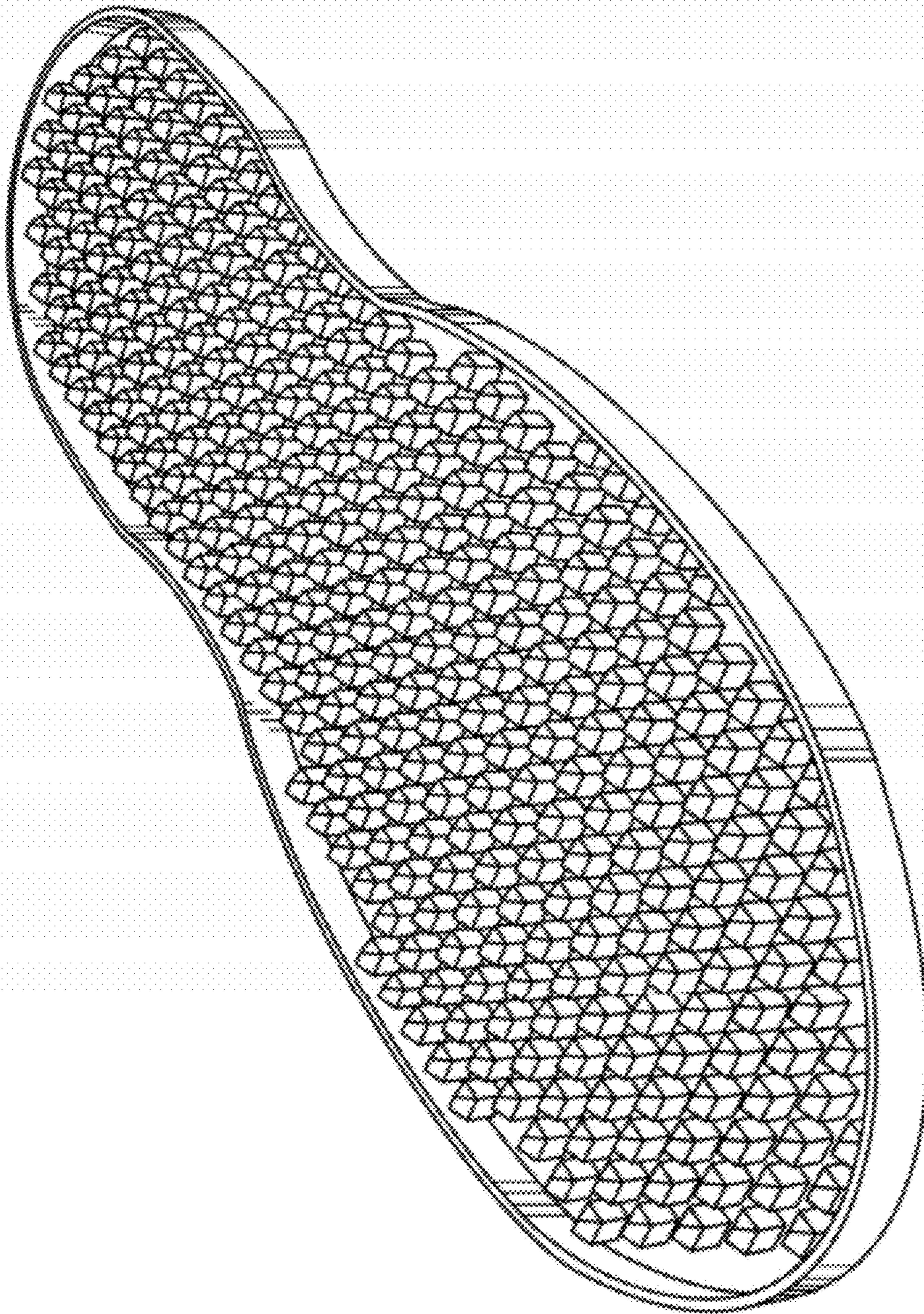


Fig. 1

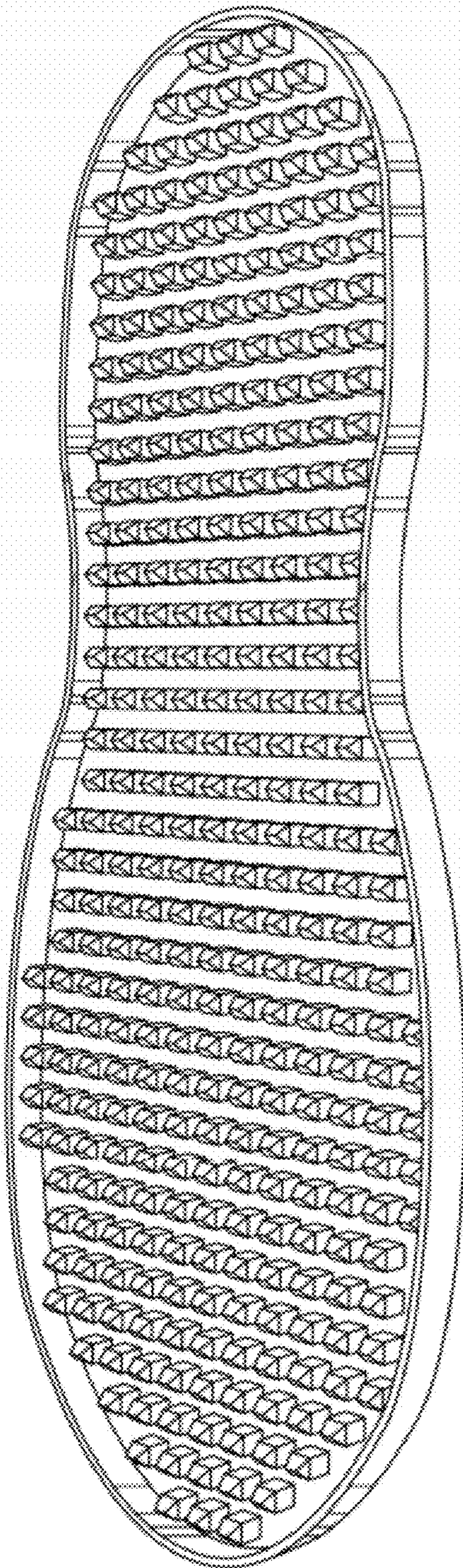


Fig. 2




Fig. 3


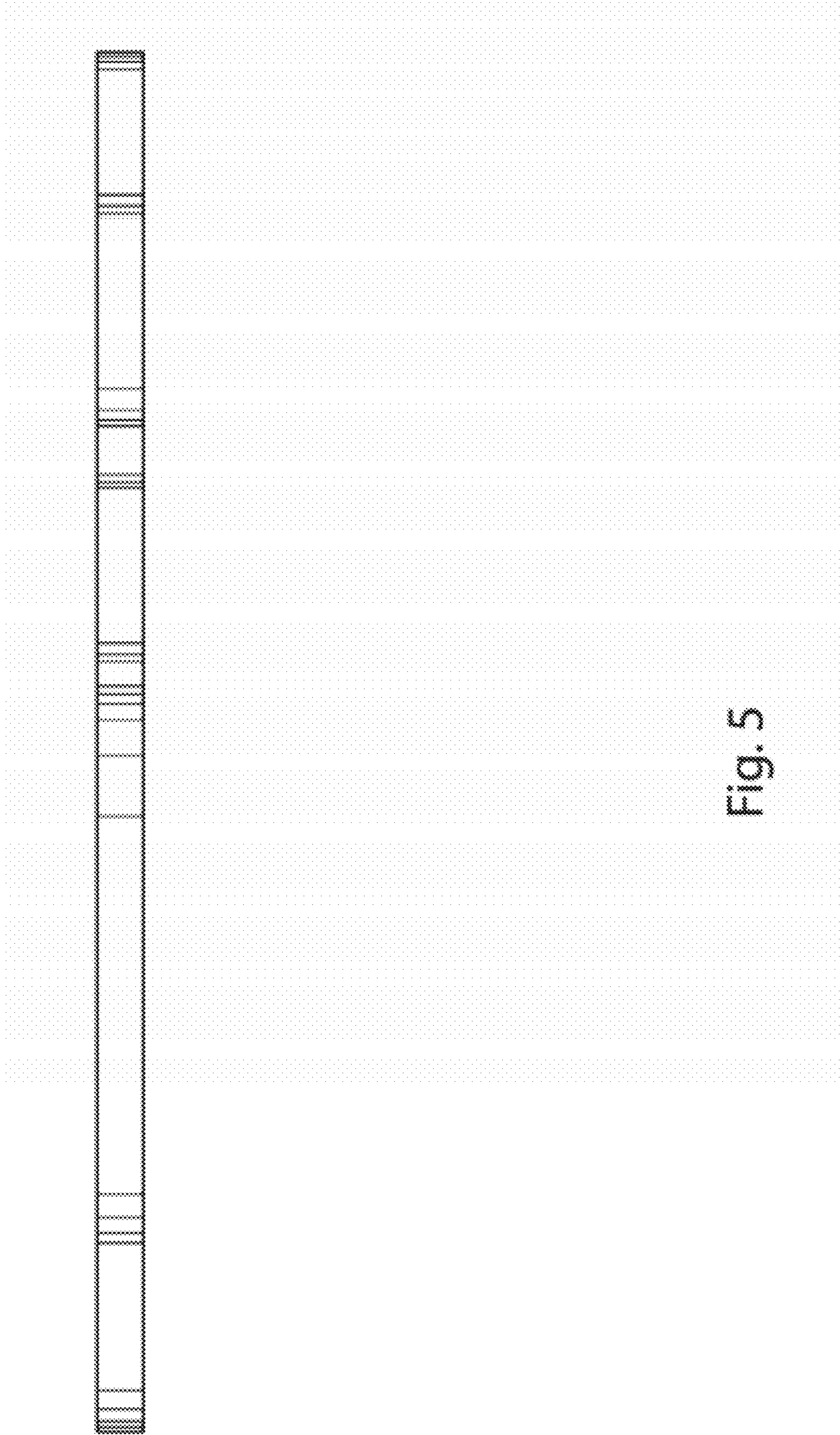


Fig. 4






Fig. 6

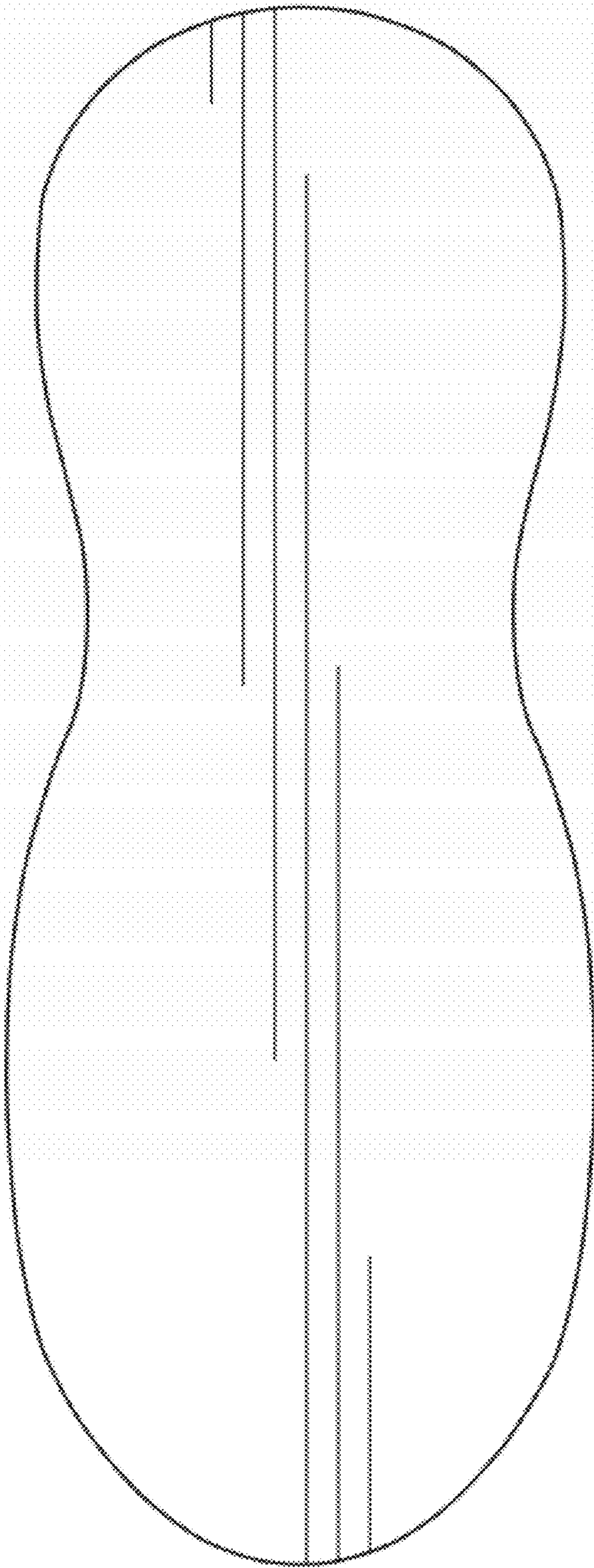


Fig. 7