



US00D655535S

(12) **United States Design Patent**
Ma

(10) **Patent No.:** **US D655,535 S**
(45) **Date of Patent:** **** Mar. 13, 2012**

- (54) **COUNTER DESK**
- (75) Inventor: **Kwai Kit Brian Ma**, Guangzhou (CN)
- (73) Assignee: **The Procter & Gamble Company**,
Cincinnati, OH (US)
- (**) Term: **14 Years**
- (21) Appl. No.: **29/352,388**
- (22) Filed: **Dec. 21, 2009**
- (51) **LOC (9) Cl.** **06-06**
- (52) **U.S. Cl.** **D6/471**
- (58) **Field of Classification Search** D6/396-397,
D6/449-451, 470-472, 481-482; D15/85-86;
312/117, 138.1, 140.1
See application file for complete search history.

- D460,296 S * 7/2002 Reese et al. D6/470
- D465,108 S 11/2002 Gratiot
- D465,356 S 11/2002 Muller
- D468,115 S * 1/2003 Ong D6/301
- 6,640,983 B2 11/2003 Miller
- D505,576 S 5/2005 Chang
- D509,380 S * 9/2005 Lines D6/470
- D514,600 S * 2/2006 Yamashita et al. D15/79
- D542,812 S * 5/2007 Mori D15/86
- D546,095 S 7/2007 Sexton
- D547,585 S 7/2007 Netto
- D550,723 S * 9/2007 Meehan D15/81
- D554,905 S * 11/2007 Kumazawa D6/470
- D560,402 S 1/2008 Lev

(Continued)

OTHER PUBLICATIONS

Photos of shelving unit taken at different angles, taken in Jul. 2008 in a Watsons store in Guangzhou, China; 2 sheets.

(Continued)

- (56) **References Cited**
- U.S. PATENT DOCUMENTS
- 1,883,961 A * 10/1932 Kosmerl 62/297
- 3,640,389 A 2/1972 Snyder
- D243,891 S 4/1977 Snyder
- D244,980 S * 7/1977 Kippenbrock et al. D6/455
- D275,969 S * 10/1984 Bowers D6/470
- D280,790 S * 10/1985 Kooy D6/471
- 4,785,946 A 11/1988 Sorensen
- D301,413 S * 6/1989 Rosen D6/397
- 4,919,282 A 4/1990 Duff
- 5,014,862 A 5/1991 Bustos
- D334,495 S 4/1993 Bustos
- D336,725 S 6/1993 Emanuel
- D348,160 S * 6/1994 Bustos D6/470
- D349,829 S * 8/1994 Bustos D6/470
- D356,908 S * 4/1995 Johansson D6/470
- D363,398 S * 10/1995 Branz et al. D6/472
- D370,800 S * 6/1996 Bustos D6/470
- 5,549,373 A * 8/1996 Bustos 312/135
- D376,374 S * 12/1996 Peterson, Jr. D15/84
- D394,360 S 5/1998 Geier
- D427,457 S 7/2000 Heiny
- D430,981 S * 9/2000 Walls, Jr. D6/470
- 6,179,434 B1 * 1/2001 Saraiji 362/125
- D458,053 S 6/2002 Luong

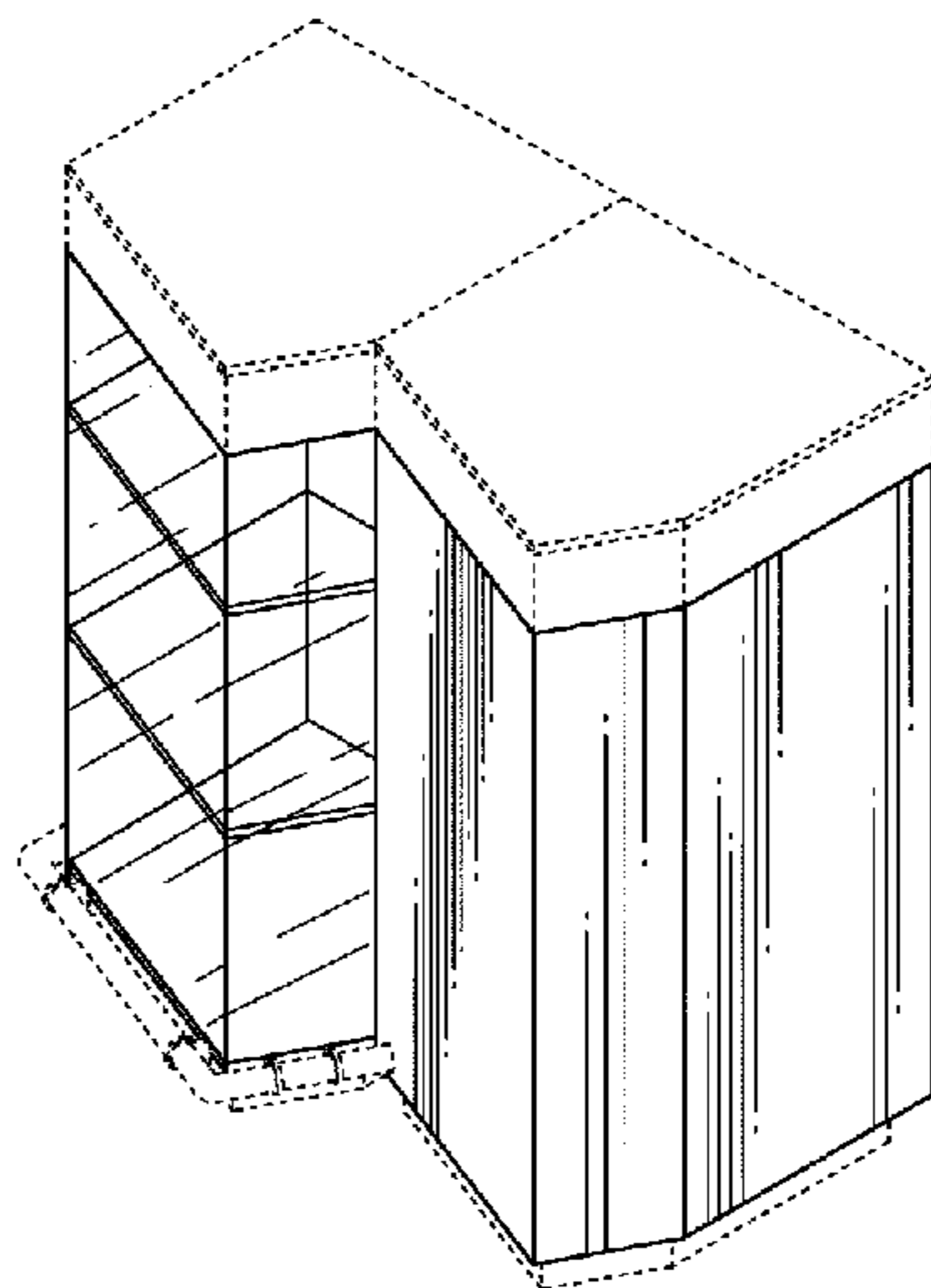
Primary Examiner — Elizabeth Albert
Assistant Examiner — Kelley Donnelly
 (74) *Attorney, Agent, or Firm* — S. Robert Chuey; Eric T. Addington

(57) **CLAIM**
 The ornamental design for a counter desk, as shown and described.

DESCRIPTION

FIG. 1 is a perspective view of a counter desk embodying our new design;
 FIG. 2 is a front view thereof;
 FIG. 3 is a back view thereof;
 FIG. 4 is a top plan view thereof;
 FIG. 5 is a bottom view thereof;
 FIG. 6 is a left side view thereof; and,
 FIG. 7 is a right side view thereof.
 The broken lines shown are for illustrative purposes only and form no part of the claimed design.

1 Claim, 4 Drawing Sheets



US D655,535 S

Page 2

U.S. PATENT DOCUMENTS

D582,177 S * 12/2008 Tanaka et al. D6/470
D589,536 S * 3/2009 Seki D15/81
D607,669 S 1/2010 Trinh
D615,319 S * 5/2010 Tuskiewicz et al. D6/396
D617,121 S 6/2010 Walsh
D619,628 S * 7/2010 Meehan D15/91
D622,982 S * 9/2010 Ikeda D6/472
D625,125 S * 10/2010 Buckles et al. D6/470
7,905,560 B2 * 3/2011 Vardaro et al. 312/310

OTHER PUBLICATIONS

U.S. Appl. No. 29/370,257, filed Jun. 21, 2010, Kwai Kit Brian Ma.

U.S. Appl. No. 29/370,256, filed Jun. 21, 2010, Kwai Kit Brian Ma.

U.S. Appl. No. 29/352,385, filed Dec. 21, 2009, Kwai Kit Brian Ma.

* cited by examiner

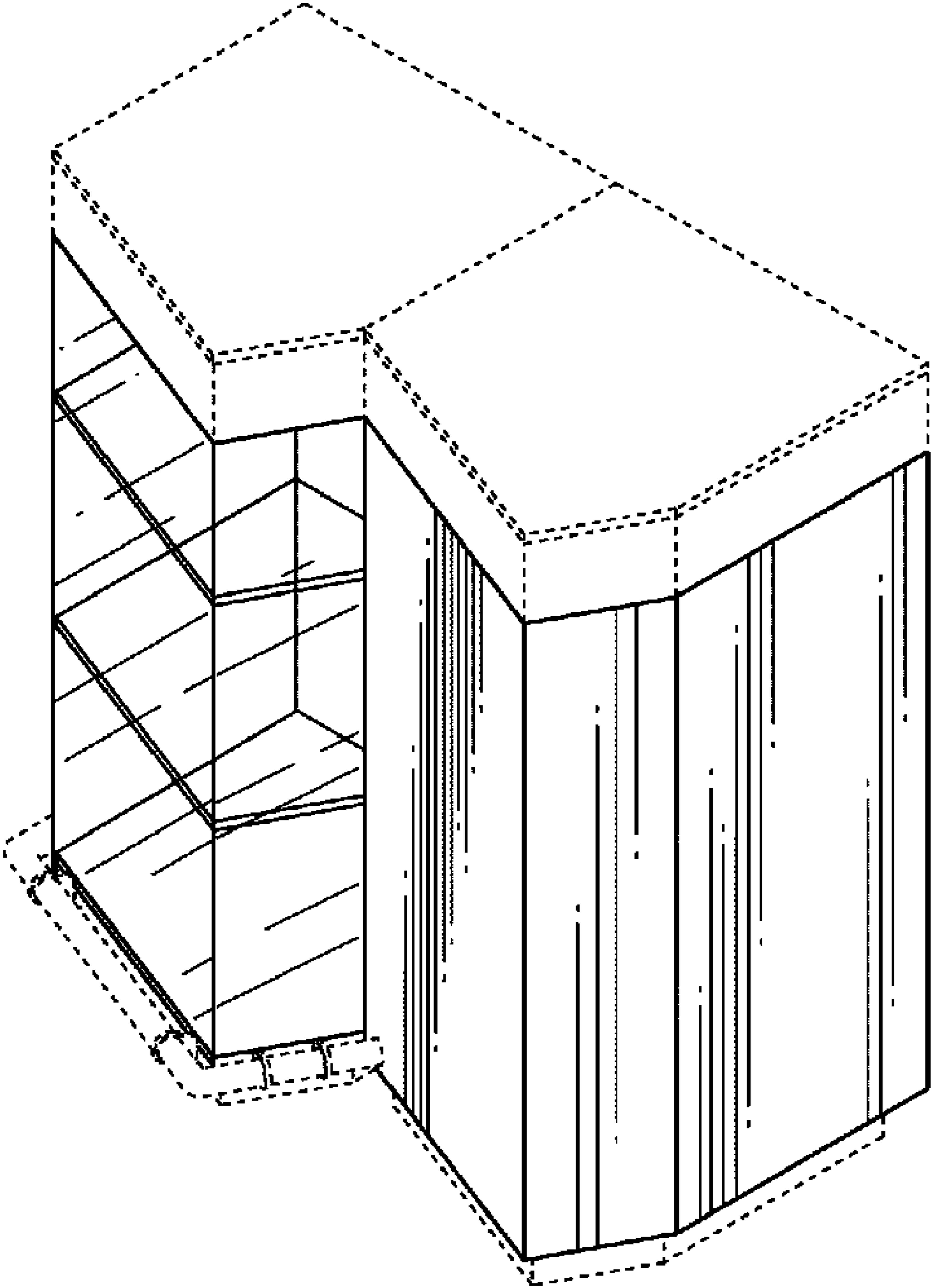


Fig. 1

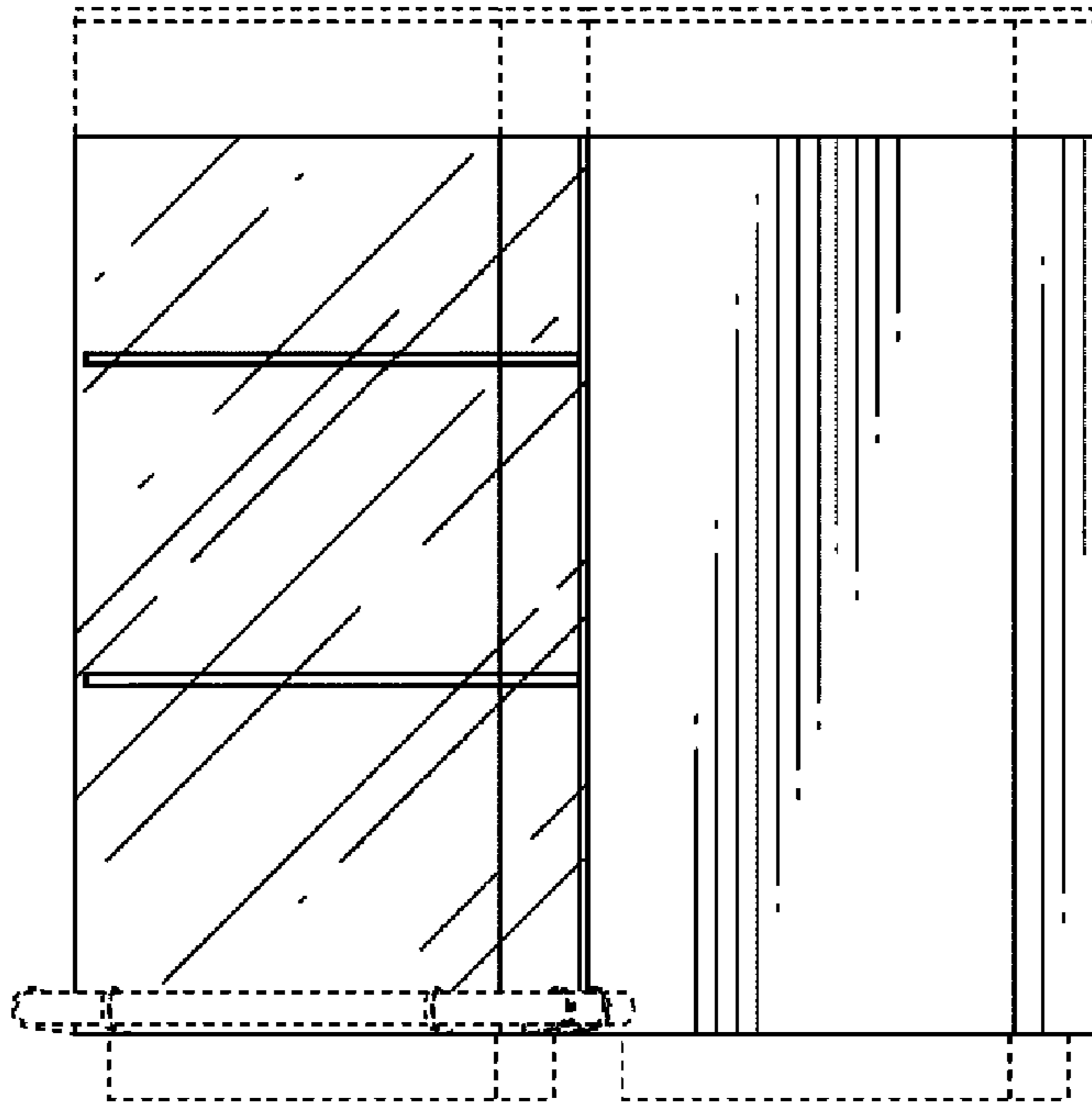


Fig. 2

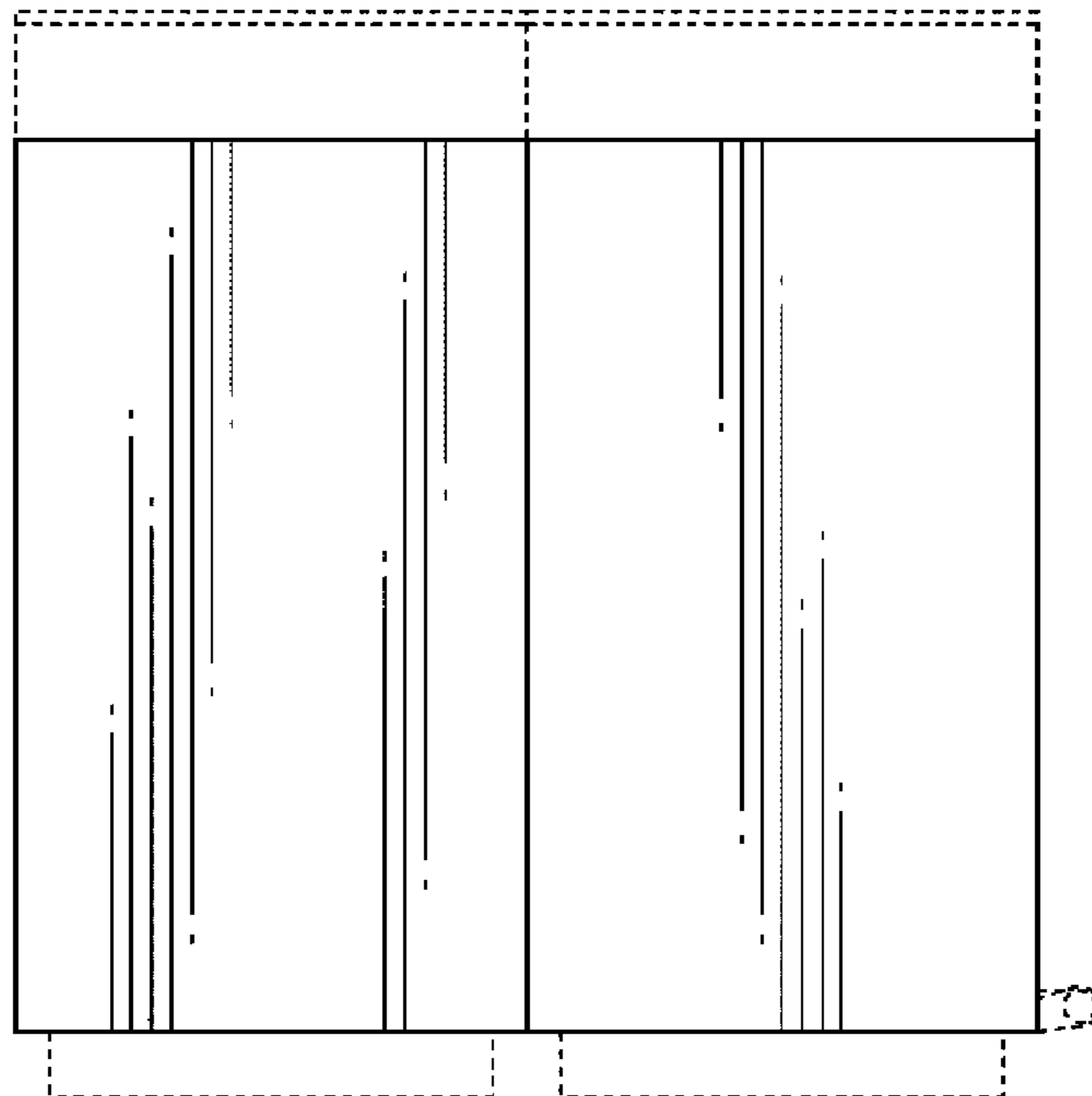


Fig. 3

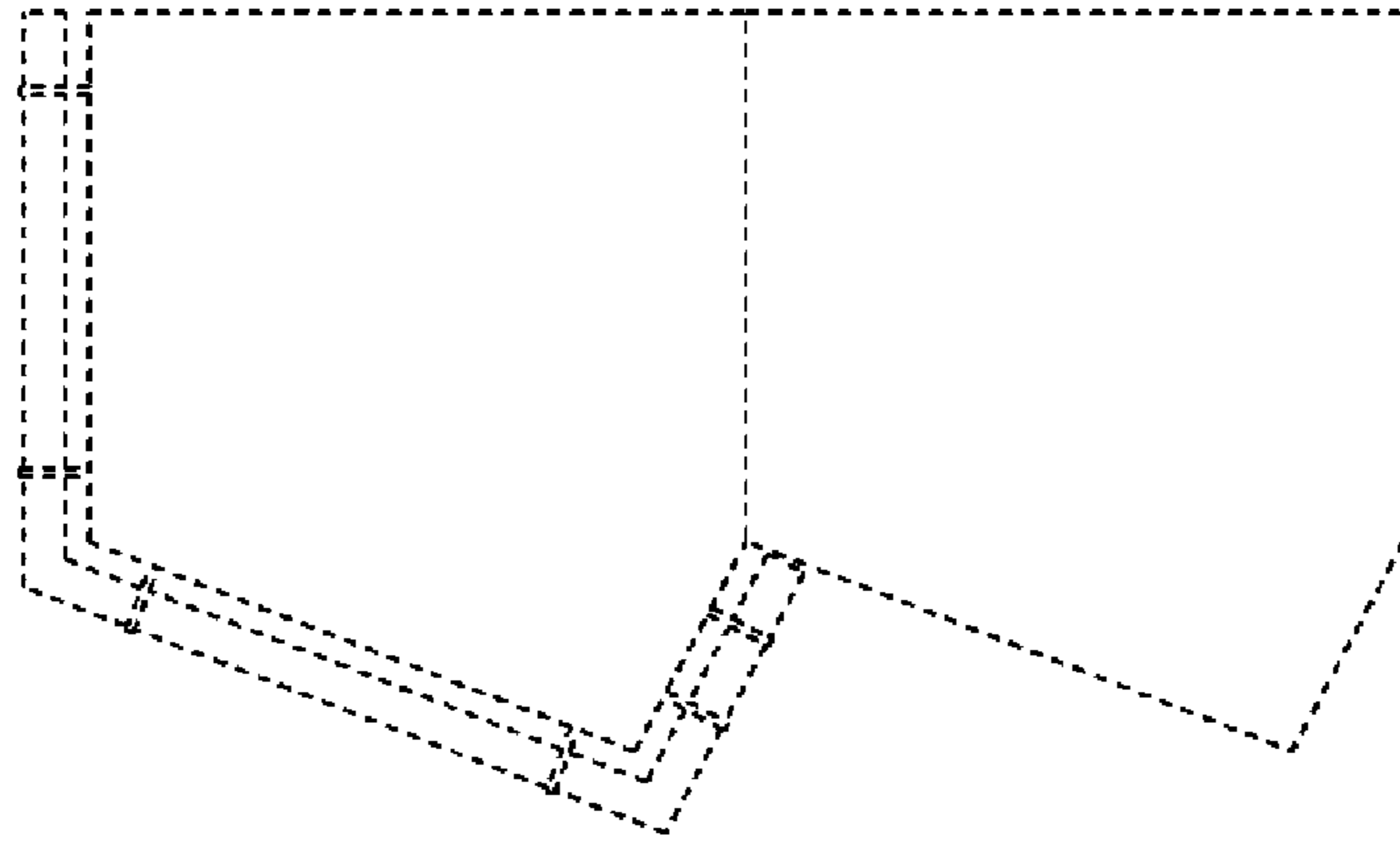


Fig. 4

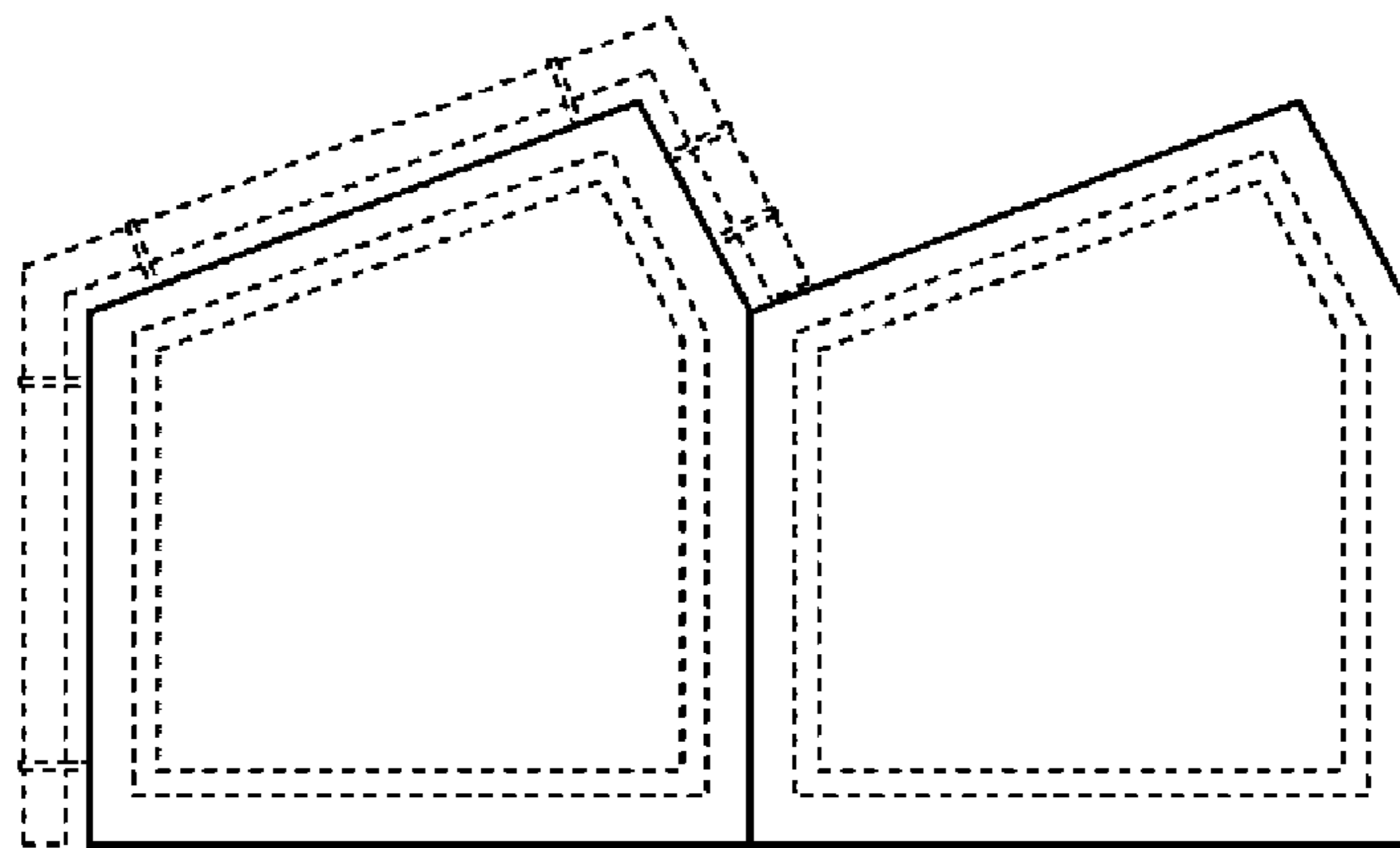


Fig. 5

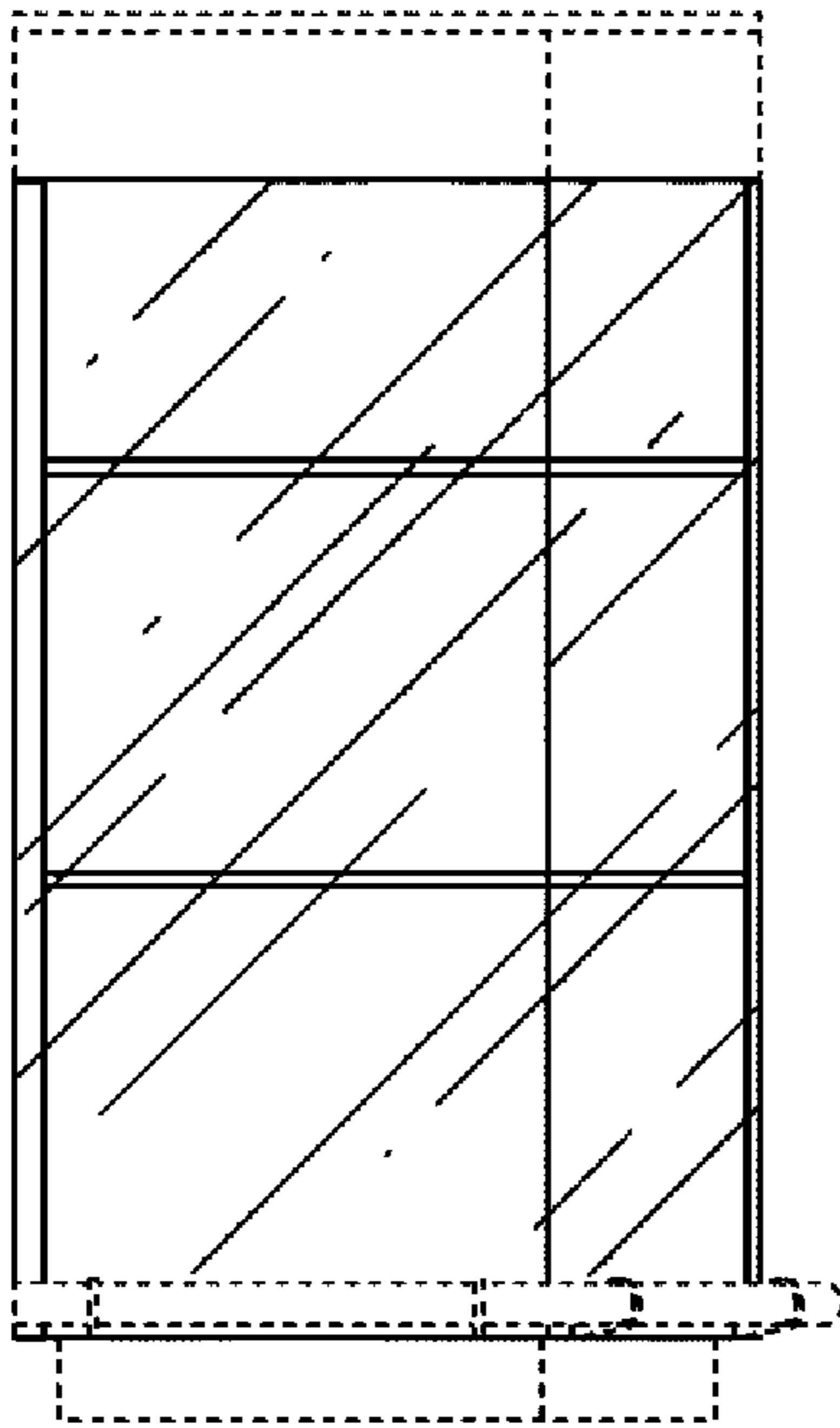


Fig. 6




Fig. 7