



US00D655519S

(12) **United States Design Patent**
Messenger

(10) **Patent No.:** **US D655,519 S**

(45) **Date of Patent:** **** Mar. 13, 2012**

(54) **COMBINATION CIRCULAR DINING TABLE AND CHAIRS**

(76) Inventor: **Darla Messenger**, Las Vegas, NV (US)

(**) Term: **14 Years**

(21) Appl. No.: **29/402,711**

(22) Filed: **Sep. 26, 2011**

(51) **LOC (9) Cl.** **06-01**

(52) **U.S. Cl.** **D6/337**

(58) **Field of Classification Search** D6/335-338,
D6/357, 369, 491, 500-502; 297/135, 157.1,
297/158.2, 158.3, 158.5, 174 R, 245
See application file for complete search history.

(56) **References Cited**

U.S. PATENT DOCUMENTS

D143,454 S *	1/1946	White	D6/484
3,560,046 A *	2/1971	Brosk	297/157.1
3,664,275 A *	5/1972	Kleinert	108/150
3,822,078 A *	7/1974	Spadolini	297/140
D273,253 S	4/1984	Dubbin et al.		
D338,359 S	8/1993	Sorenson		
D396,356 S *	7/1998	Petersen	D6/337
D403,183 S	12/1998	Lewis		
5,865,501 A *	2/1999	Eisenberg et al.	297/158.5
6,010,185 A *	1/2000	Petersen	297/158.3
6,045,193 A *	4/2000	Johnson	297/423.41
D447,349 S	9/2001	Gardner		
D448,938 S *	10/2001	Ng et al.	D6/337
6,739,670 B2 *	5/2004	Johnson	297/423.41
7,131,699 B2 *	11/2006	Mulmed	297/440.14
D546,590 S	7/2007	Frinier		
D624,971 S *	10/2010	Cohen et al.	D21/452
D627,981 S *	11/2010	Shen	D6/338

D631,105 S * 1/2011 Cohen et al. D21/510
7,971,930 B2 7/2011 Larsen et al.
2007/0062418 A1 3/2007 Li

* cited by examiner

Primary Examiner — Sandra Snapp

(74) *Attorney, Agent, or Firm* — Cislo & Thomas, LLP

(57) **CLAIM**

The ornamental design for a combination circular dining table and chairs, as shown and described.

DESCRIPTION

FIG. 1 is a perspective view of my combination circular dining table and chairs;

FIG. 2 is a top view thereof;

FIG. 3 is a side view thereof;

FIG. 4 is an enlarged view depicting the surface design as shown in the called out encircled area 4 of FIG. 3;

FIG. 5 is a front perspective view of a chair thereof with the chair removed for ease of illustration;

FIG. 6 is a rear perspective view of a chair thereof with the chair removed for ease of illustration;

FIG. 7 is a top view of a chair thereof with the chair removed for ease of illustration; and,

FIG. 8 is a rear elevational view of a chair thereof with the chair removed for ease of illustration.

The broken lines are for environmental purposes only and form no part of the claimed design. The crisscross pattern of lines in the drawings represent material that is understood to be distributed uniformly over the surface of the chairs and table.

1 Claim, 5 Drawing Sheets




FIG. 1




FIG. 2

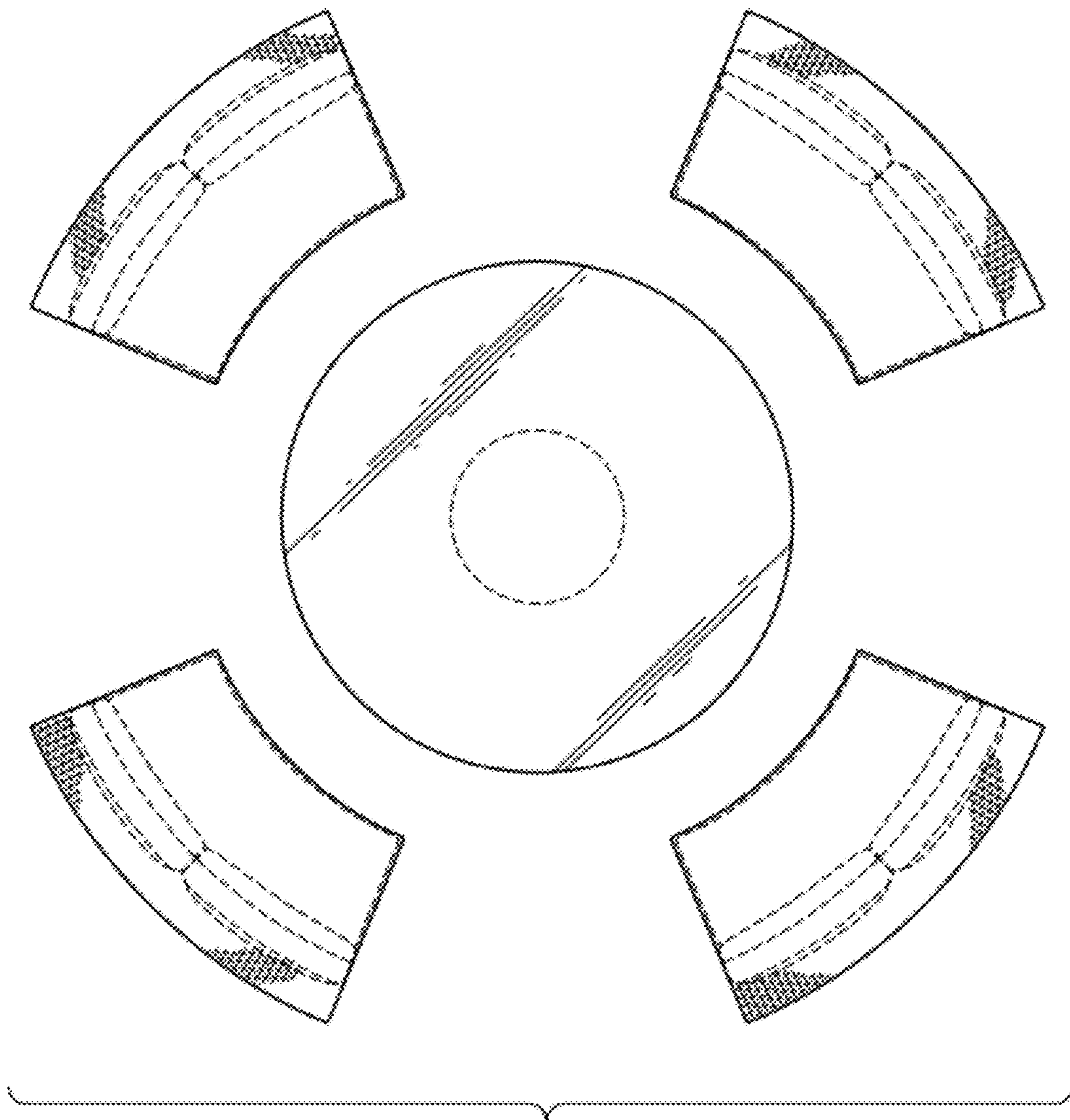


FIG. 3

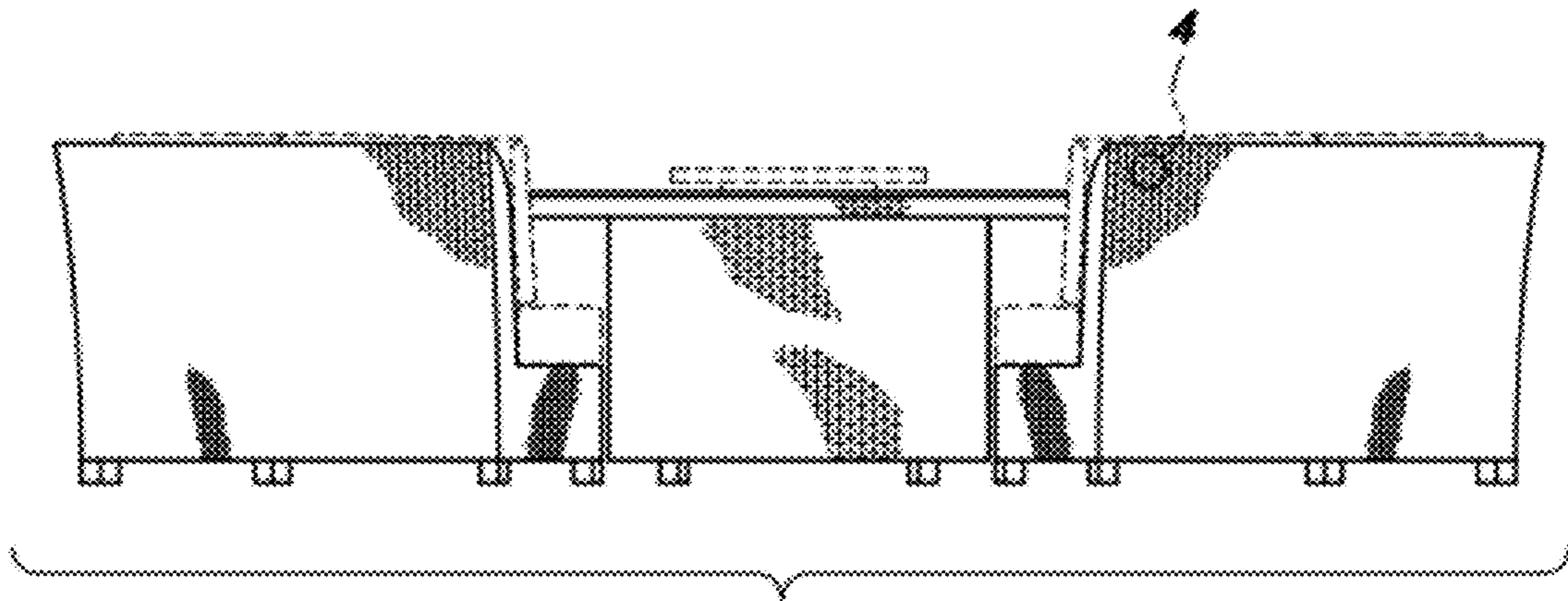


FIG. 4

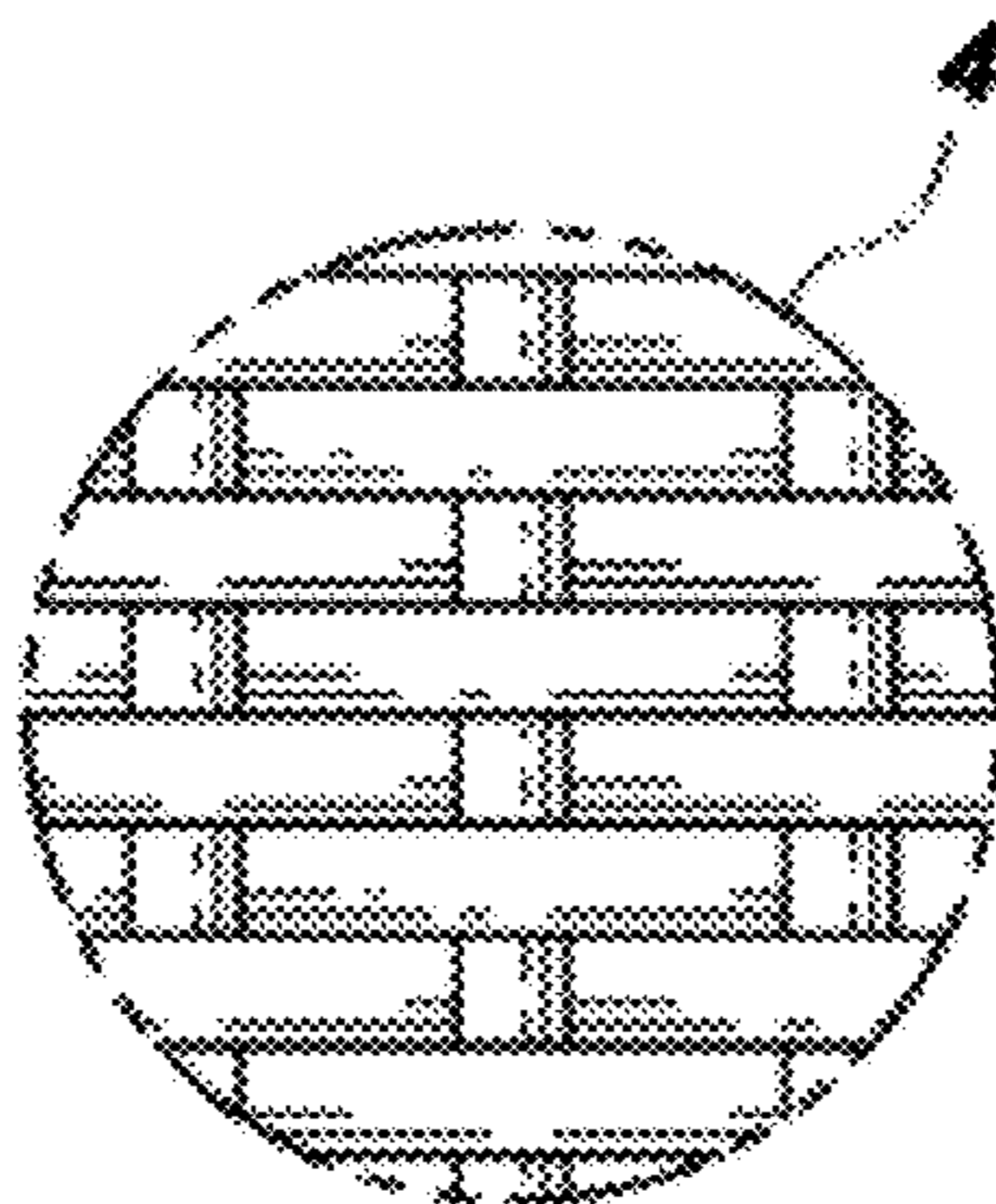


FIG. 5

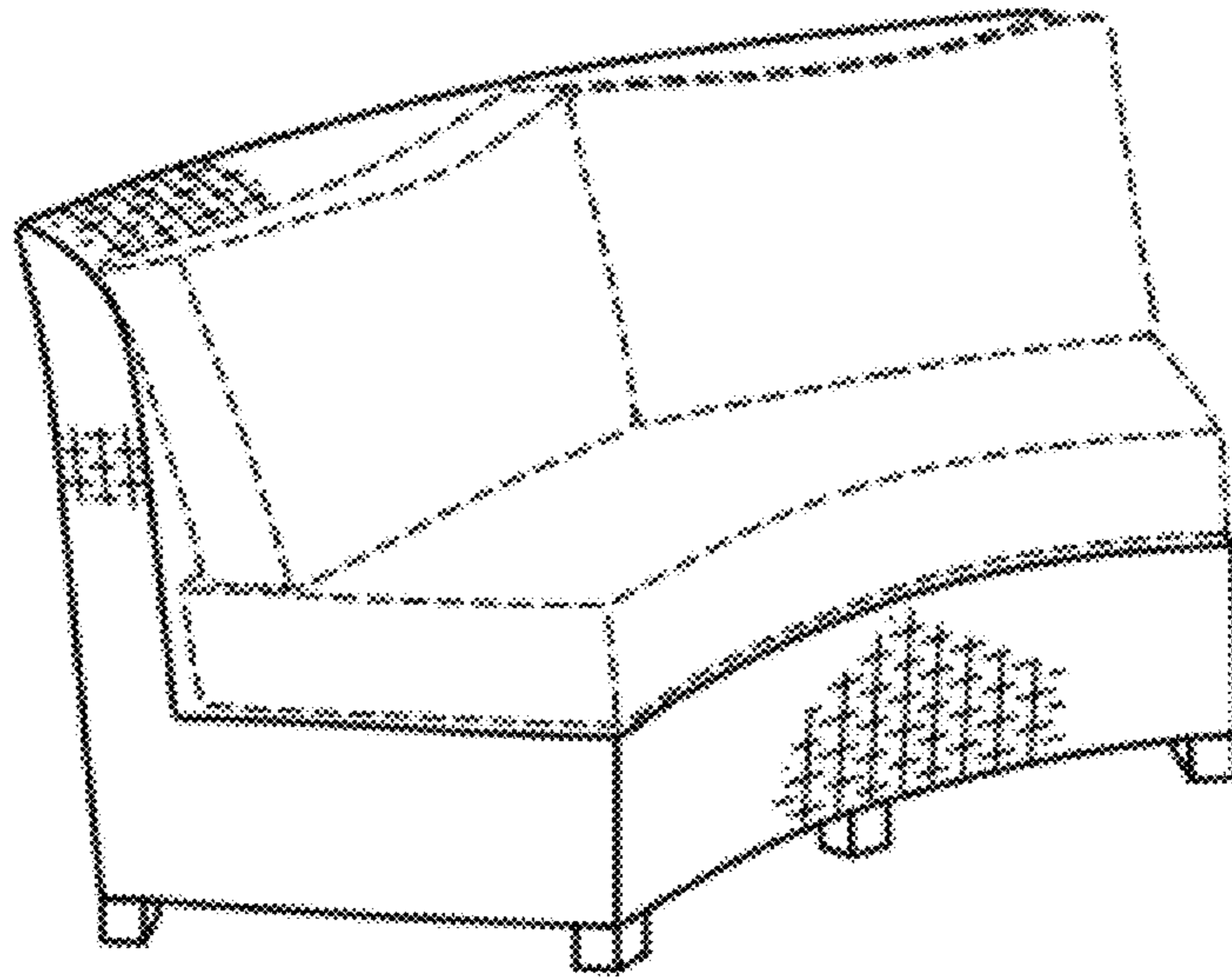


FIG. 6

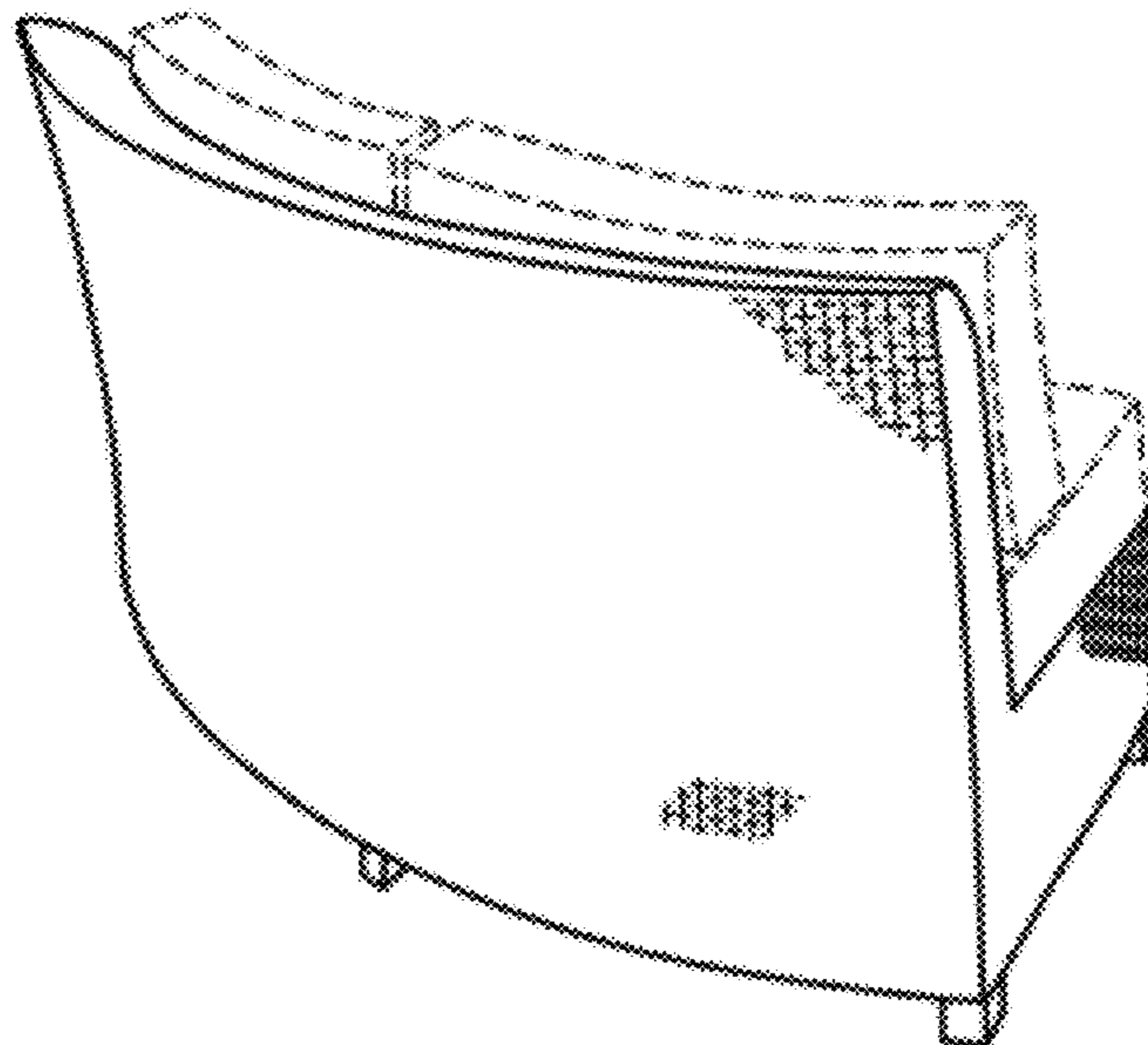


FIG. 7

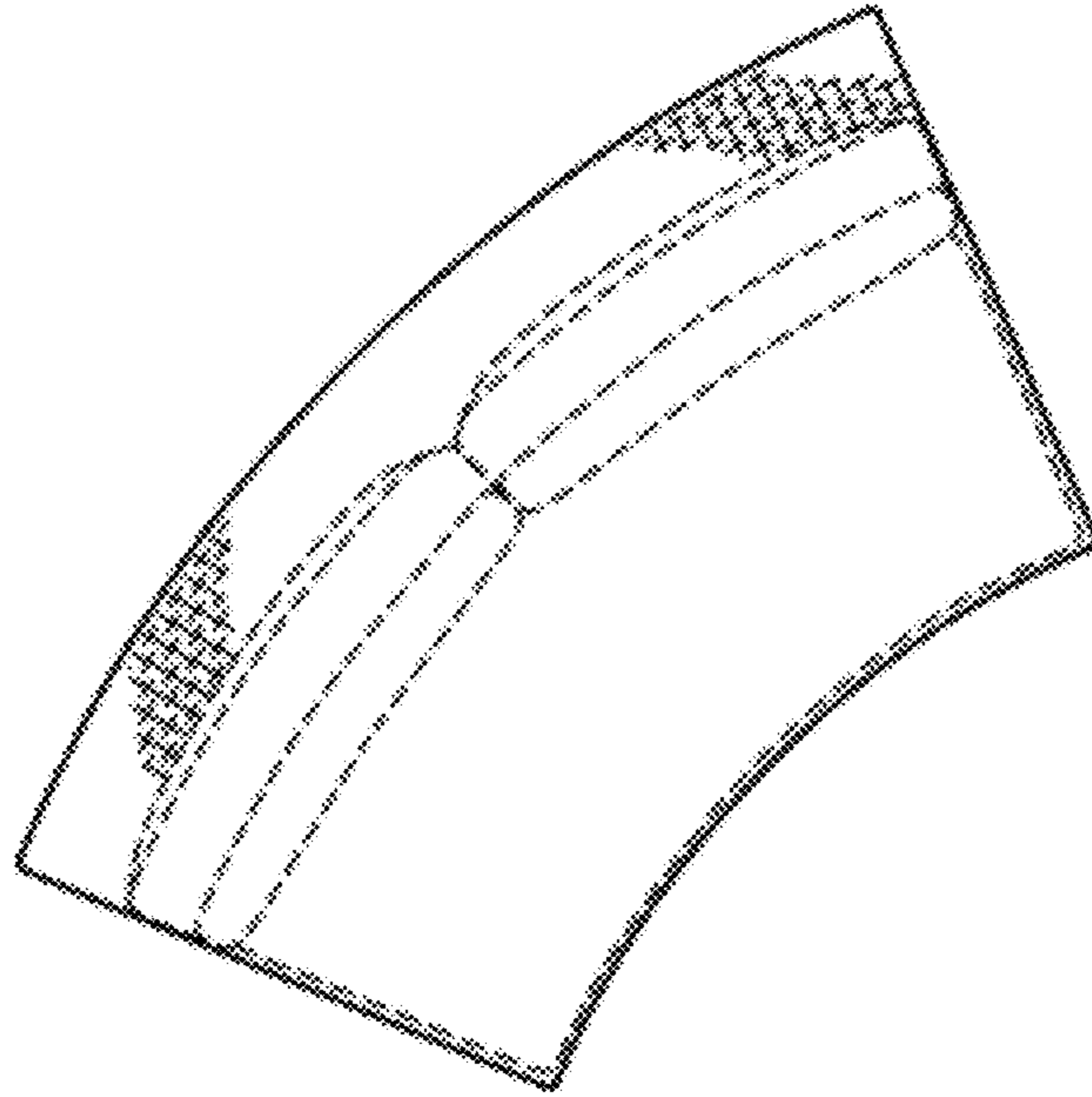


FIG. 8

