



US00D655499S

(12) **United States Design Patent**
Gonzalez

(10) **Patent No.:** **US D655,499 S**
(45) **Date of Patent:** **** Mar. 13, 2012**

(54) **HANDBAG**

(75) Inventor: **Alvaro Gonzalez**, Florence (IT)

(73) Assignee: **J. Choo Limited**, London (GB)

(**) Term: **14 Years**

(21) Appl. No.: **29/372,525**

(22) Filed: **Dec. 3, 2010**

(30) **Foreign Application Priority Data**

Jun. 10, 2010 (EM) 001717810-0010

(51) **LOC (9) Cl.** **03-01**

(52) **U.S. Cl.** **D3/245**

(58) **Field of Classification Search** D3/232-233,
D3/240-246, 318; 150/100, 103-110, 113-114,
150/118-119

See application file for complete search history.

(56) **References Cited**

U.S. PATENT DOCUMENTS

D501,082 S	1/2005	Morelli	
D501,314 S	2/2005	Morelli	
D509,060 S *	9/2005	Hanley	D3/246
D523,630 S *	6/2006	Handley	D3/243
D551,859 S	10/2007	Maier	
D560,910 S	2/2008	Gerbi	
D564,228 S *	3/2008	Morelli	D3/246
D566,385 S	4/2008	Yuson	
D582,666 S *	12/2008	Javits, Jr.	D3/232
D594,651 S *	6/2009	Fendi	D3/243

OTHER PUBLICATIONS

U.S. Appl. No. 29/372,582, filed Dec. 8, 2010; first-named inventor: Alvaro Gonzalez.

* cited by examiner

Primary Examiner — Holly Baynham

(74) *Attorney, Agent, or Firm* — Fross Zelnick Lehrman & Zissu, P.C.; Lawrence E. Apolzon, Esq.

(57) **CLAIM**

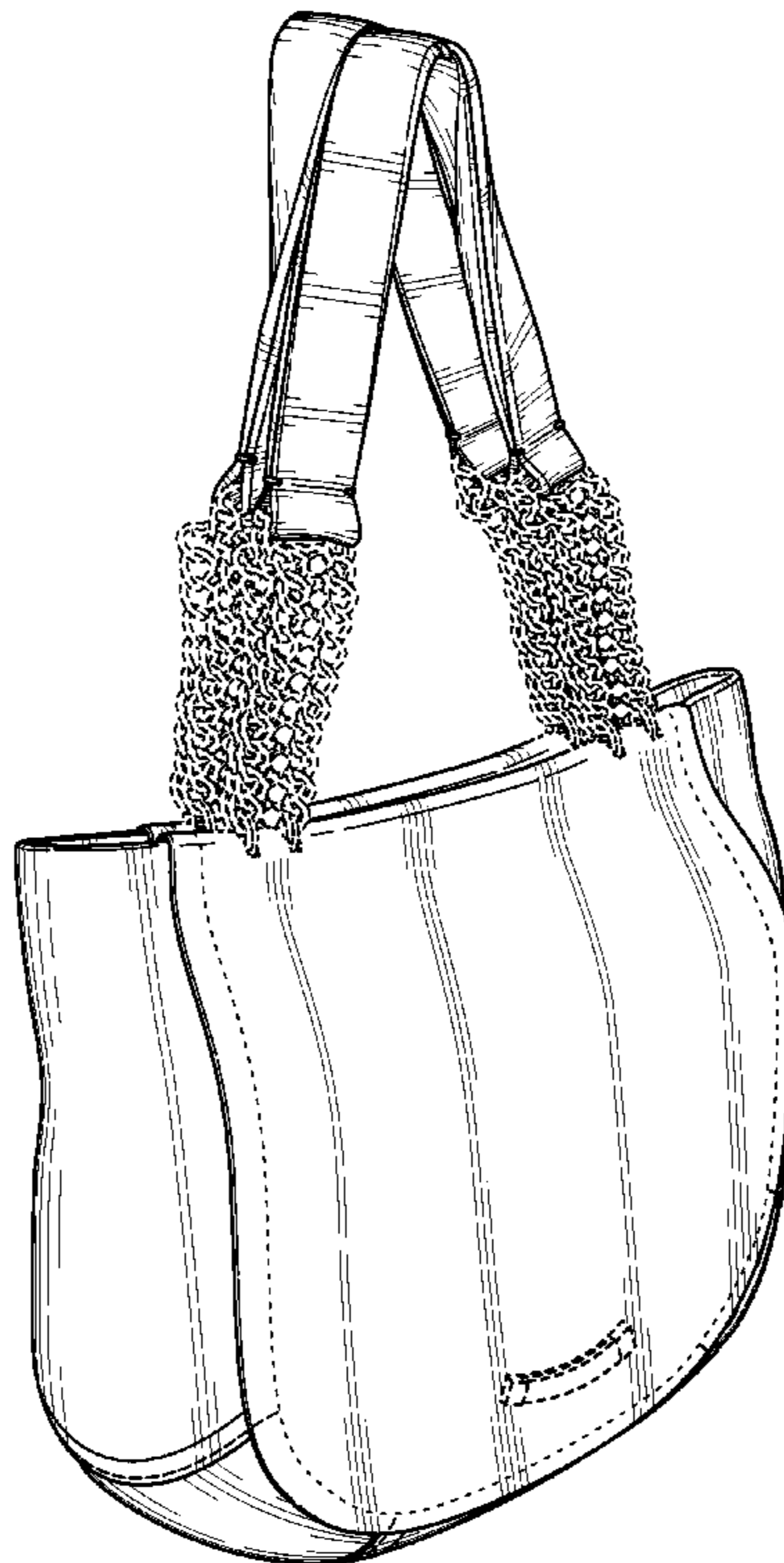
The ornamental design for a handbag, as shown and described.

DESCRIPTION

FIG. 1 is a front perspective view of an alternative embodiment of the handbag shown in FIG. 1;
FIG. 2 is a front view of the alternative embodiment of the handbag shown in FIG. 1;
FIG. 3 is a rear view of the alternative embodiment of the handbag shown in FIG. 1;
FIG. 4 is a left side view of the alternative embodiment of the handbag shown in FIG. 1;
FIG. 5 is a right side view of the alternative embodiment of the handbag shown in FIG. 1;
FIG. 6 is a top view of the alternative embodiment of the handbag shown in FIG. 1; and,
FIG. 7 is a bottom view of the alternative embodiment of the handbag shown in FIG. 1.

The broken lines showing the zipper, plaque and chains are for the purposes of illustrating environment and forms no part of the claimed design.

1 Claim, 7 Drawing Sheets



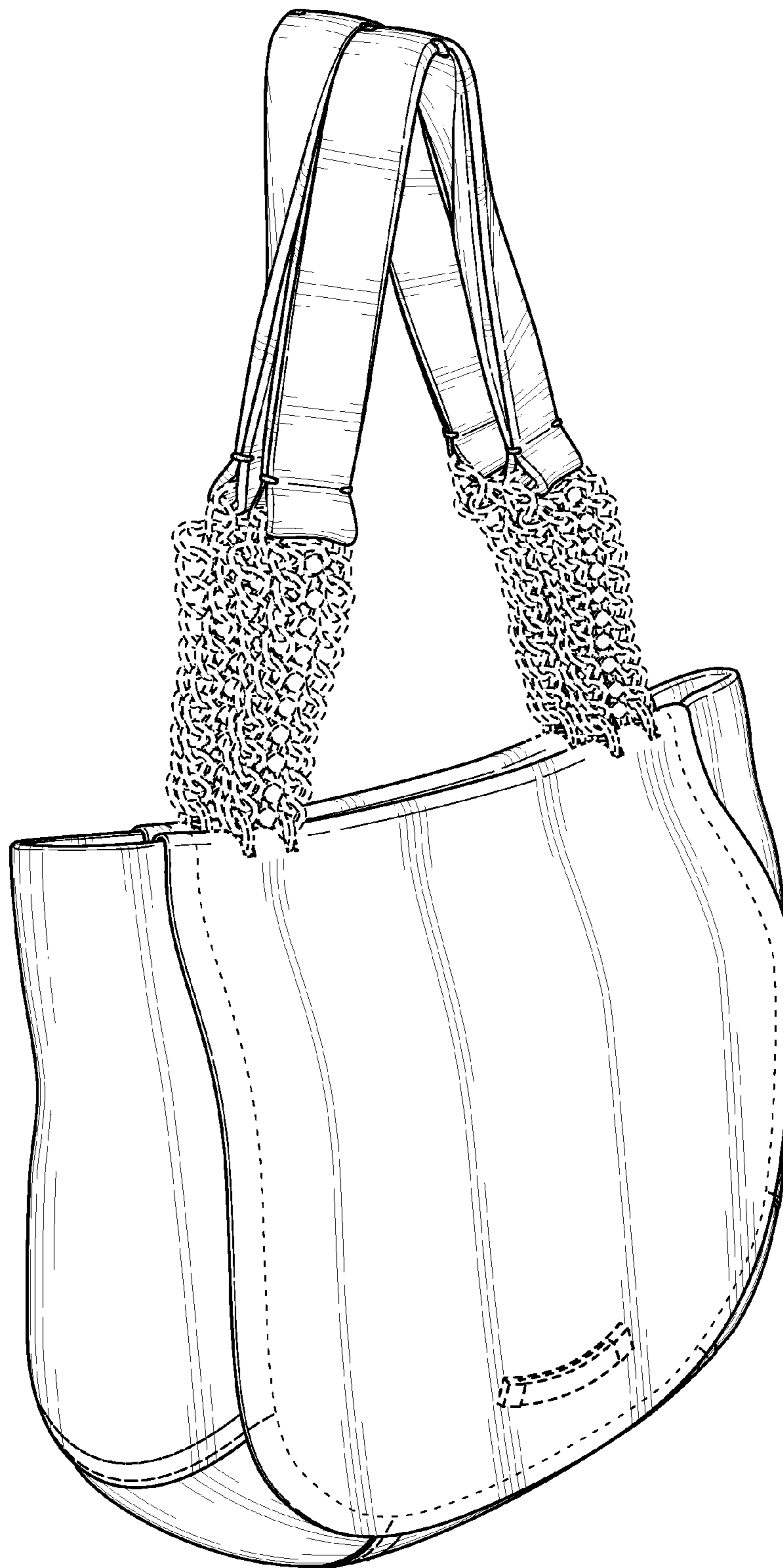


FIG. 1



FIG. 2



FIG. 3

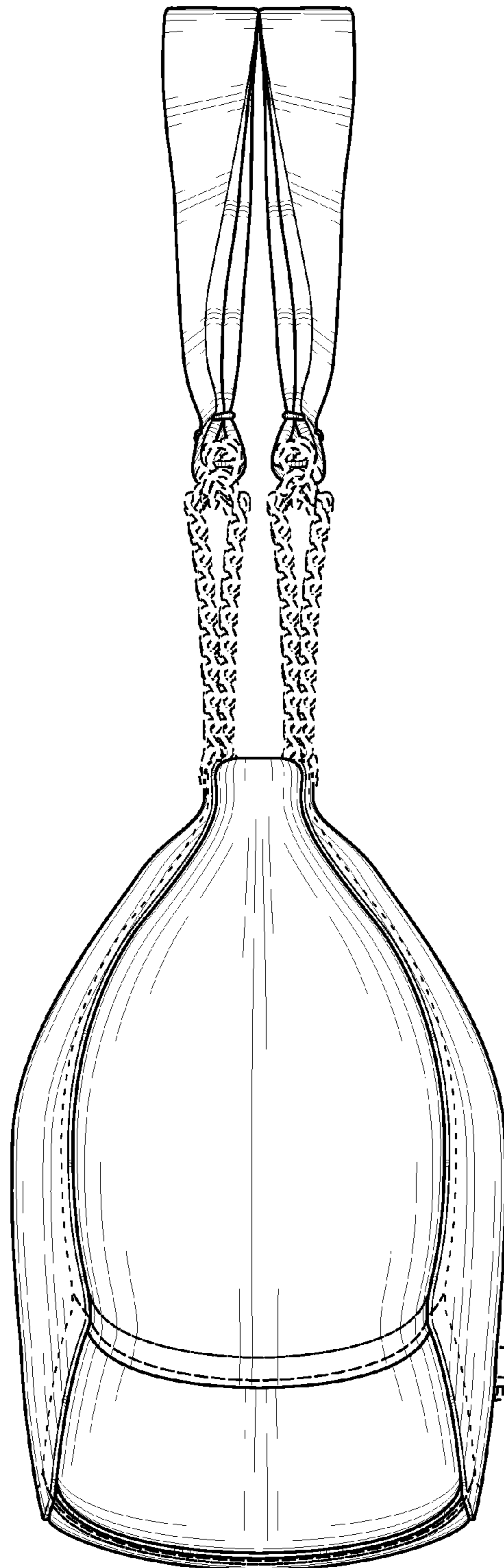


FIG. 4

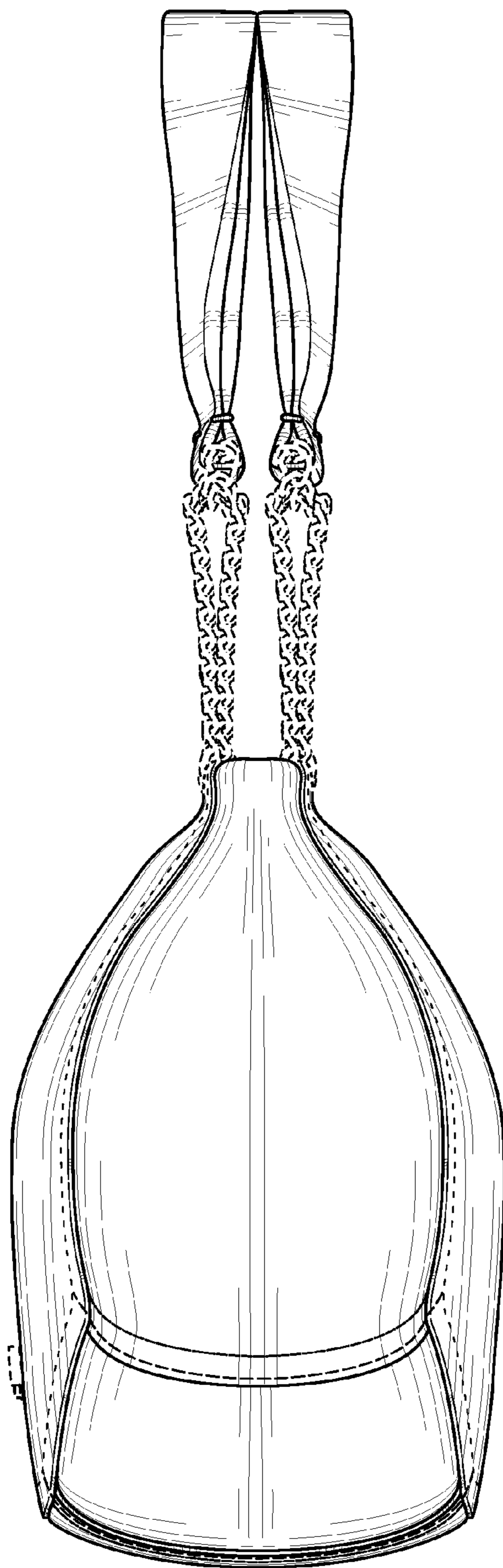


FIG. 5

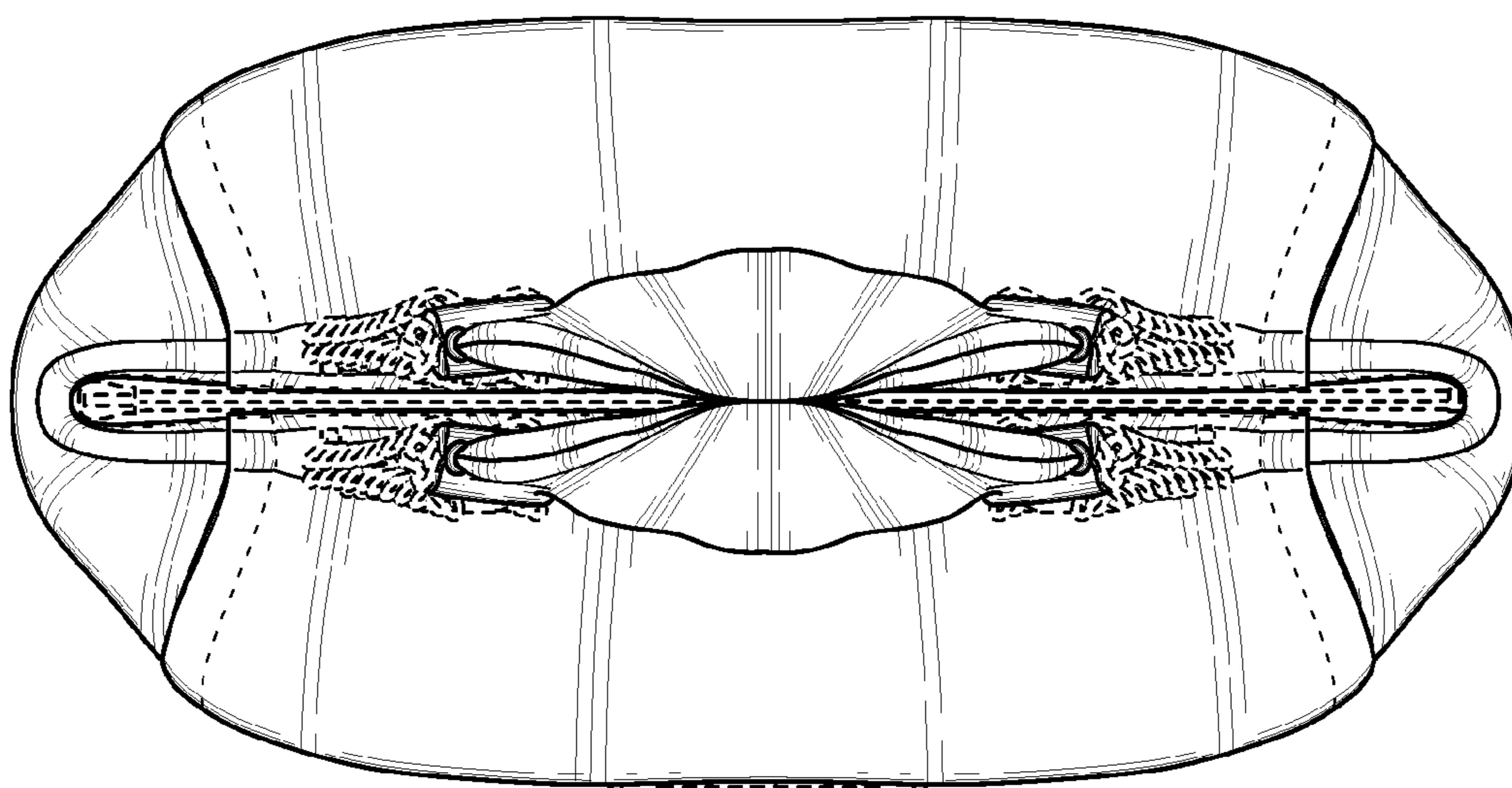


FIG. 6

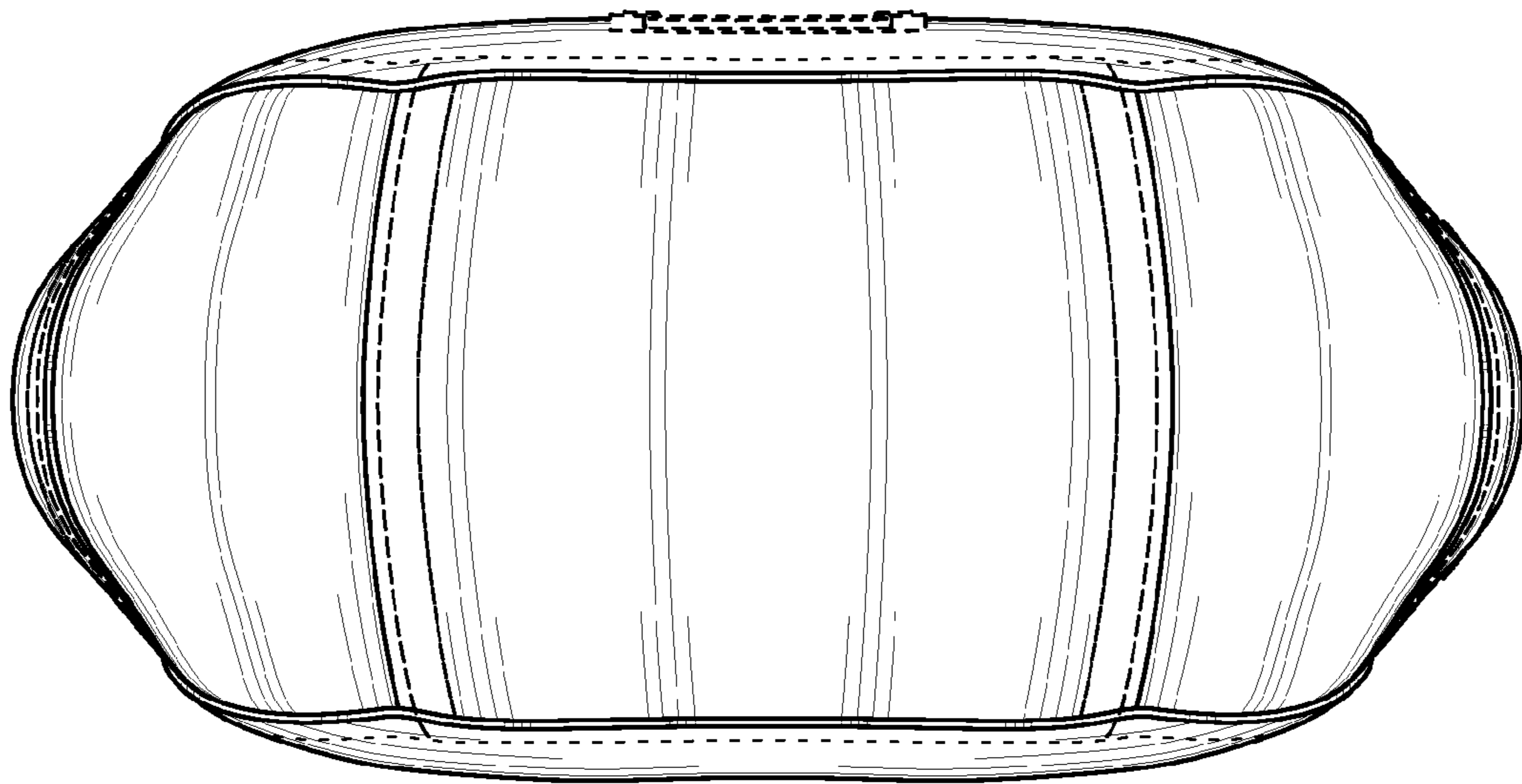


FIG. 7