



US00D655492S

(12) **United States Design Patent**
Choi

(10) **Patent No.:** **US D655,492 S**
(45) **Date of Patent:** **** Mar. 13, 2012**

(54) **FOOTWEAR**

- (75) Inventor: **Sandra Choi**, London (GB)
- (73) Assignee: **J. Choo Limited**, London (GB)
- (**) Term: **14 Years**
- (21) Appl. No.: **29/373,234**
- (22) Filed: **Mar. 21, 2011**

(30) **Foreign Application Priority Data**

Sep. 23, 2010 (EM) 001758806-0005

- (51) **LOC (9) Cl.** **02-99**
- (52) **U.S. Cl.** **D2/971; D2/925; D2/930**
- (58) **Field of Classification Search** D2/896,
D2/916-918, 925-942, 946, 969, 971; 36/1,
36/83, 8.3, 45-58, 104, 108, 76 R
See application file for complete search history.

(56) **References Cited**

U.S. PATENT DOCUMENTS

D84,254 S *	5/1931	Miller	D2/930
D85,015 S *	9/1931	Troy	D2/930
D97,762 S *	12/1935	Elkin	D2/971
D103,505 S *	3/1937	Pape	D2/930
D548,943 S	8/2007	Choi		
D563,638 S	3/2008	Guers-Neyraud		
D584,501 S	1/2009	Guers-Neyraud		
D612,590 S	3/2010	Guers-Neyraud		
D633,285 S	3/2011	Guers-Neyraud		

OTHER PUBLICATIONS

U.S. Appl. No. 29/373,245, filed Mar. 21, 2011, first inventor named is Sandra Choi.
 U.S. Appl. No. 29/373,239, filed Mar. 21, 2011, first inventor named is Sandra Choi.
 J. Choo Limited, Kelis Footwear, inventor is Elisabeth Guers-Neyraud.

* cited by examiner

Primary Examiner — Dominic Simone

(74) *Attorney, Agent, or Firm* — Fross Zelnick Lehrman & Zissu, P.C.; Lawrence E. Apolzon, Esq.

(57) **CLAIM**

The ornamental design for footwear, as shown and described.

DESCRIPTION

FIG. 1 is a front perspective view of a shoe showing my footwear design;
 FIG. 2 is a left side view of the footwear shown in FIG. 1;
 FIG. 3 is a right side view of the footwear shown in FIG. 1;
 FIG. 4 is a front view of the footwear shown in FIG. 1;
 FIG. 5 is a rear view of the footwear shown in FIG. 1; and,
 FIG. 6 is a top view of the footwear shown in FIG. 1.
 The broken line showing of the sole, platform sole, heel, heel cap, buckles, and buckle holes, are for illustrative purposes only and form no part of the claimed design.

1 Claim, 6 Drawing Sheets





FIG. 1




FIG. 2

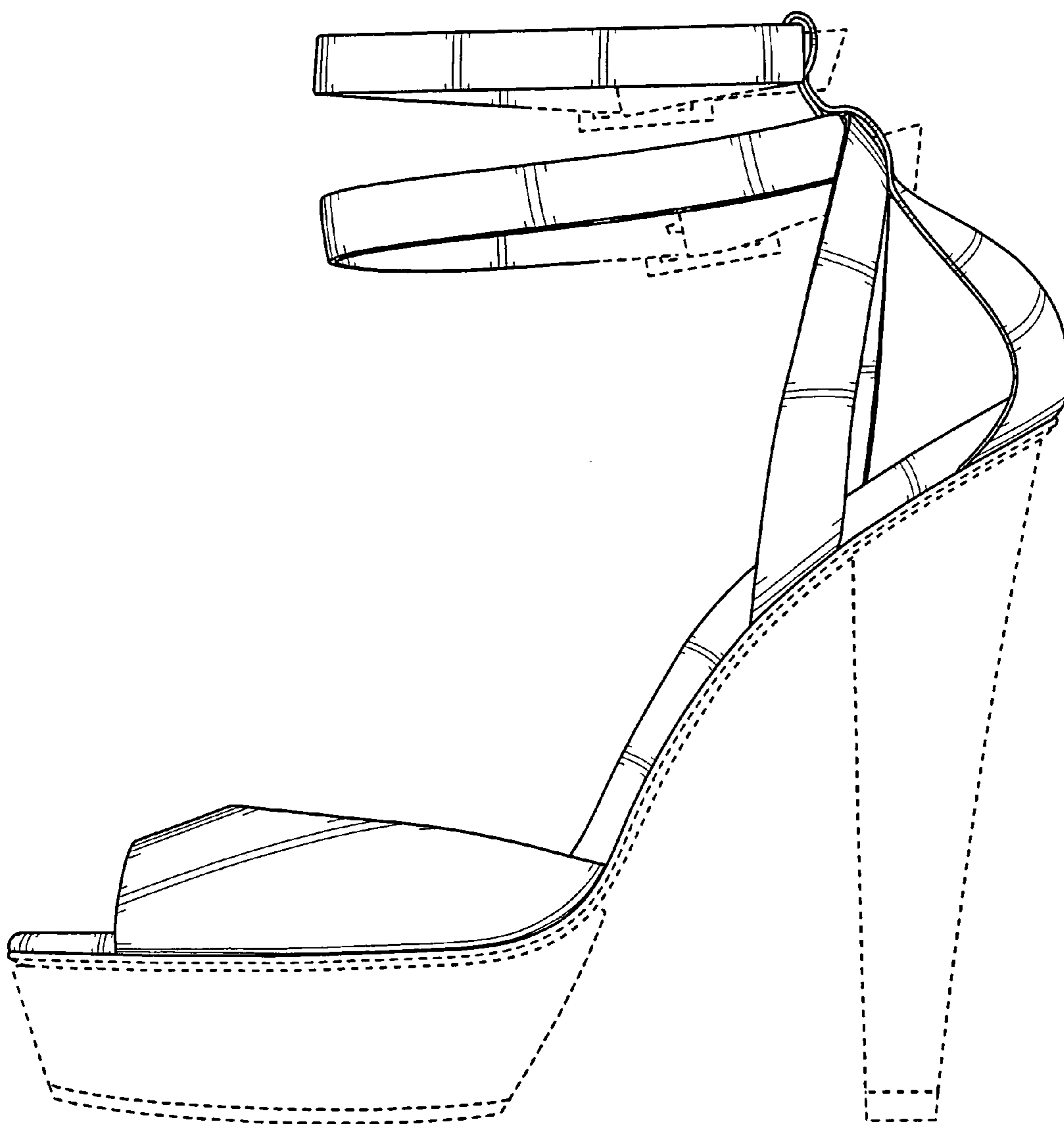


FIG. 3

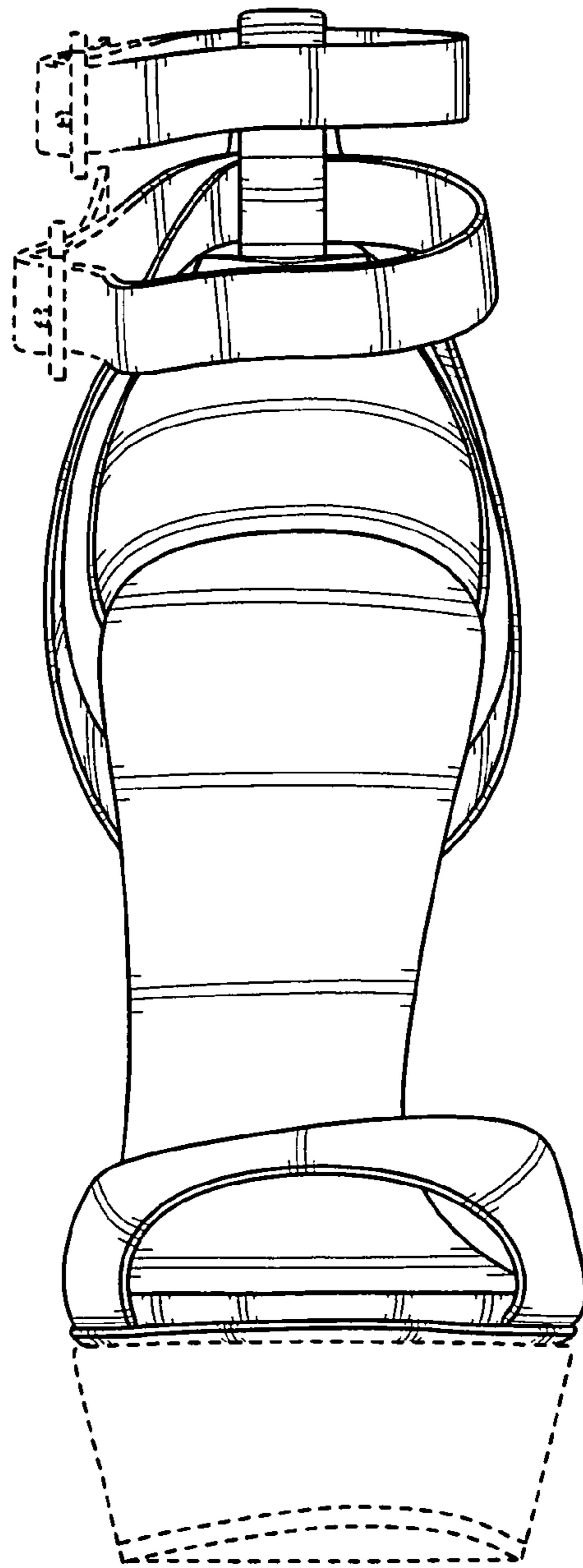


FIG. 4

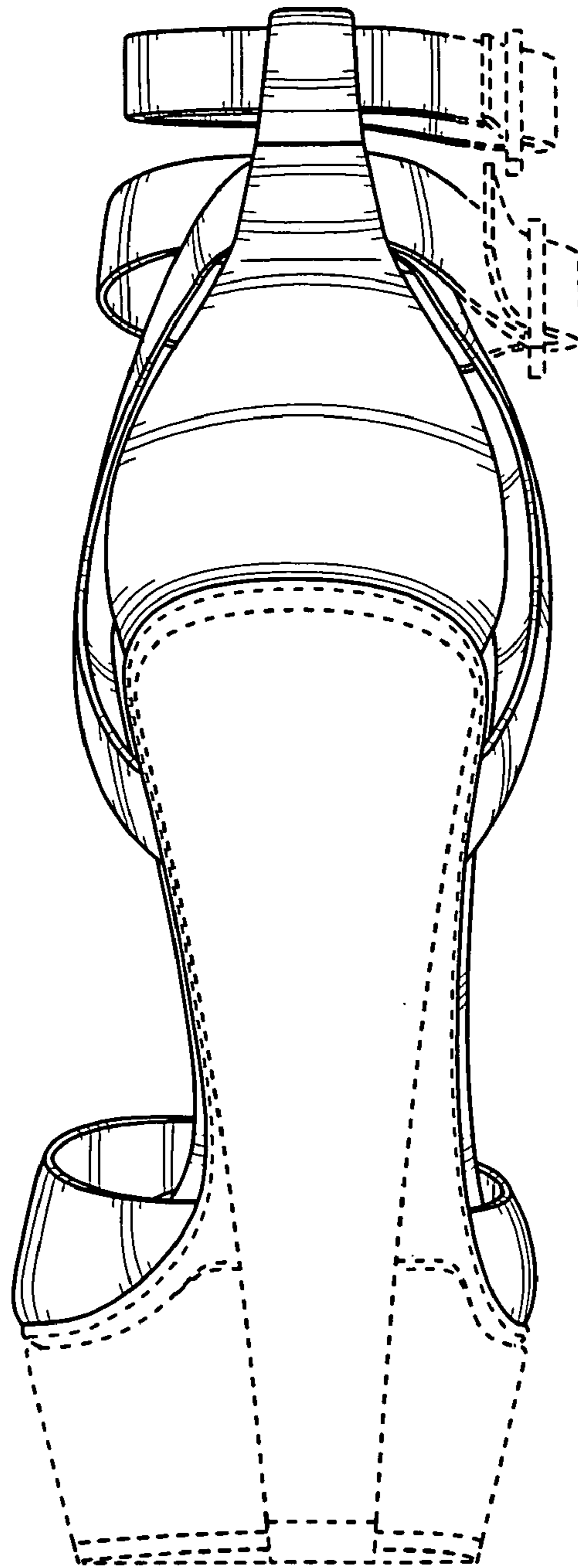


FIG. 5

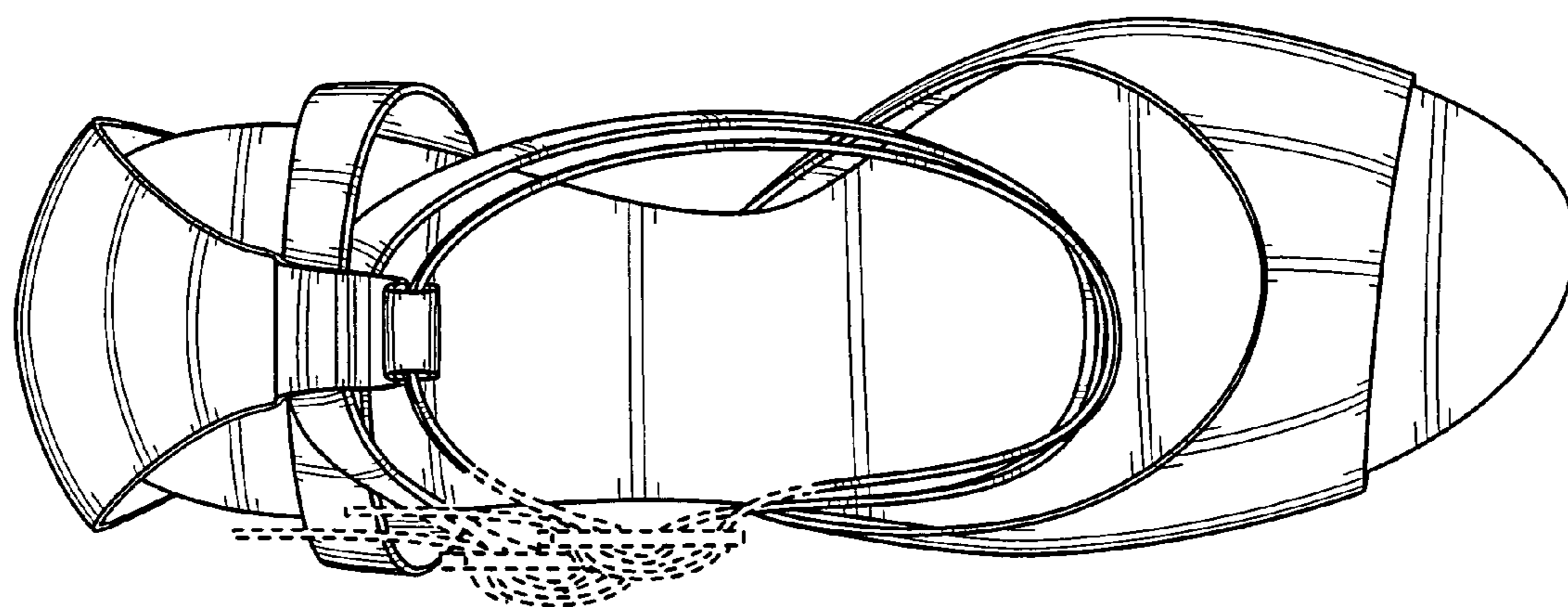


FIG. 6