



US00D655477S

(12) **United States Design Patent**
Robinson

(10) **Patent No.:** **US D655,477 S**
(45) **Date of Patent:** **** Mar. 13, 2012**

(54) **SHORTS**

(75) Inventor: **Dwight Robinson**, Camden, NJ (US)

(73) Assignee: **Functional Games Apparel LLC**,
Camden, NJ (US)

(**) Term: **14 Years**

(21) Appl. No.: **29/394,335**

(22) Filed: **Jun. 15, 2011**

(51) **LOC (9) Cl.** **02-02**

(52) **U.S. Cl.** **D2/738**

(58) **Field of Classification Search** D2/731,
D2/738, 742, 712; 2/227, 228, 238, 404
See application file for complete search history.

(56) **References Cited**

U.S. PATENT DOCUMENTS

2,249,198	A *	7/1941	Carter	2/404
RE21,999	E *	1/1942	Kneibler	2/403
D137,924	S *	5/1944	Brodigam	D2/712
2,417,529	A *	3/1947	Terry	2/227
D258,770	S *	4/1981	Stern	D2/704
D262,836	S *	2/1982	Dietz	D2/735
4,446,575	A *	5/1984	Davis	2/400
D341,694	S *	11/1993	Jackson	D2/712
D352,577	S *	11/1994	Shover	D30/145
D360,516	S *	7/1995	Persinger	D2/738
D423,188	S *	4/2000	Raffali	D2/713
D525,765	S *	8/2006	Arensdorf	D2/712
D644,819	S *	9/2011	Chang	D2/712

FOREIGN PATENT DOCUMENTS

JP 08158102 A * 6/1996

* cited by examiner

Primary Examiner — Rashida Johnson

(74) *Attorney, Agent, or Firm* — Greenberg Traurig, LLP

(57) **CLAIM**



The ornamental design for shorts, as shown and described.

DESCRIPTION

FIG. 1 is a perspective view of shorts with a towel attached; FIG. 2 is a perspective view of the shorts with the towel partially attached; FIG. 3 is a perspective view of the shorts without the towel; FIG. 4 is a front view of the shorts illustrated in FIG. 1; FIG. 5 is a rear view of the shorts illustrated in FIG. 1; FIG. 6 is a left side view of the shorts illustrated in FIG. 1; FIG. 7 is a right side view of the shorts illustrated in FIG. 1; FIG. 8 is a top view of the shorts illustrated in FIG. 1; FIG. 9 is a bottom view of the shorts illustrated in FIG. 1; and, FIG. 10 is a perspective view of the shorts without the towel and with the waist band unfolded.

The broken lines, positioned at the waistband of the shorts and along the top of the towel, represent the attaching structure for the towel and shorts. The broken line representations are for illustrative purposes only and form no part of the claimed design.

1 Claim, 8 Drawing Sheets






FIG. 1




FIG. 2




FIG. 3




FIG. 4



FIG. 5

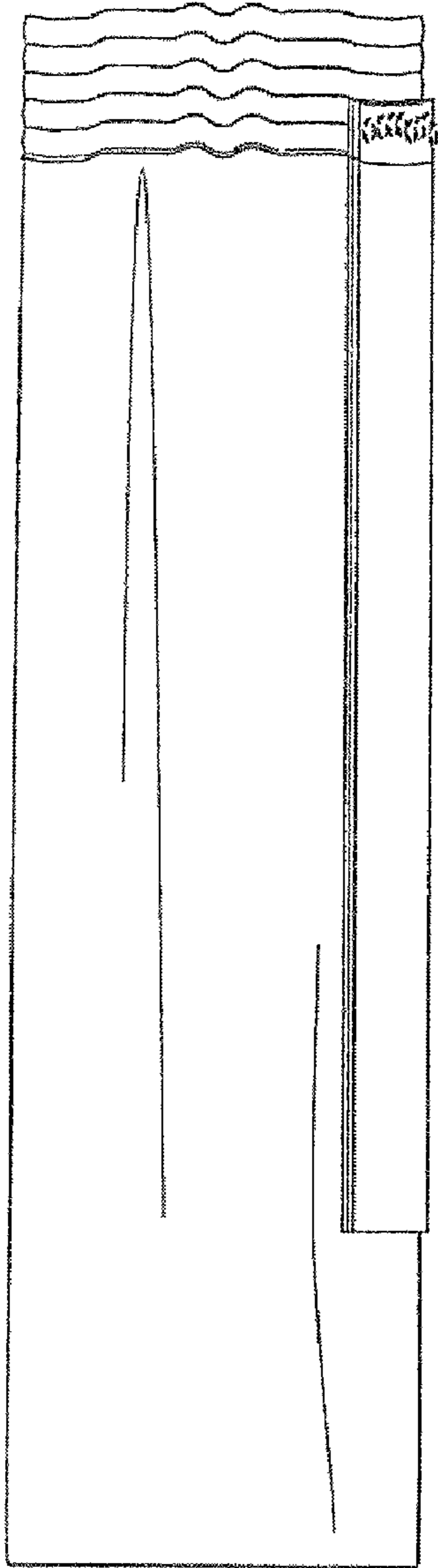


FIG. 6

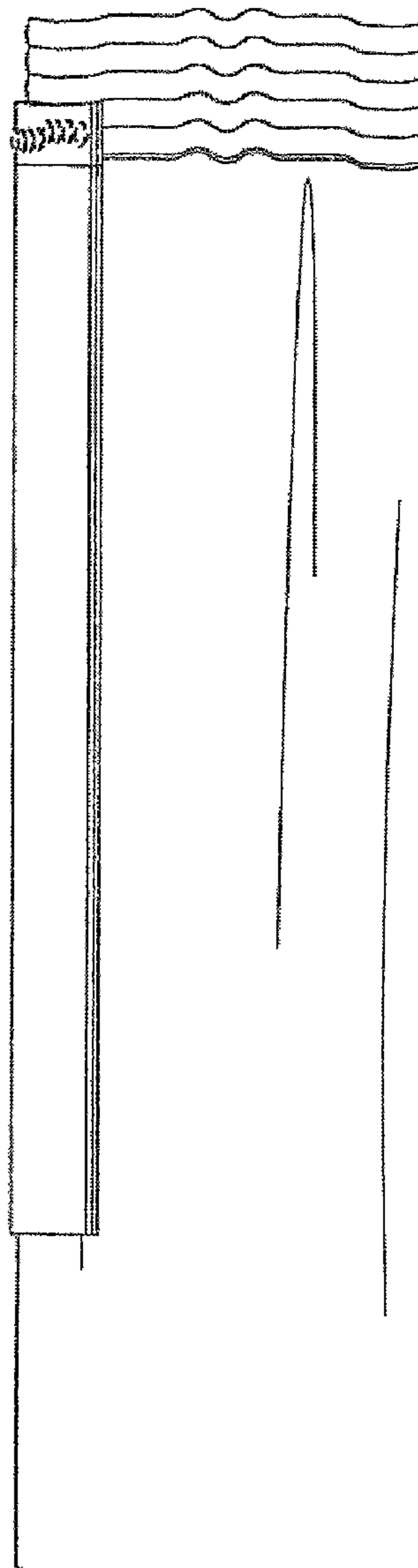


FIG. 7

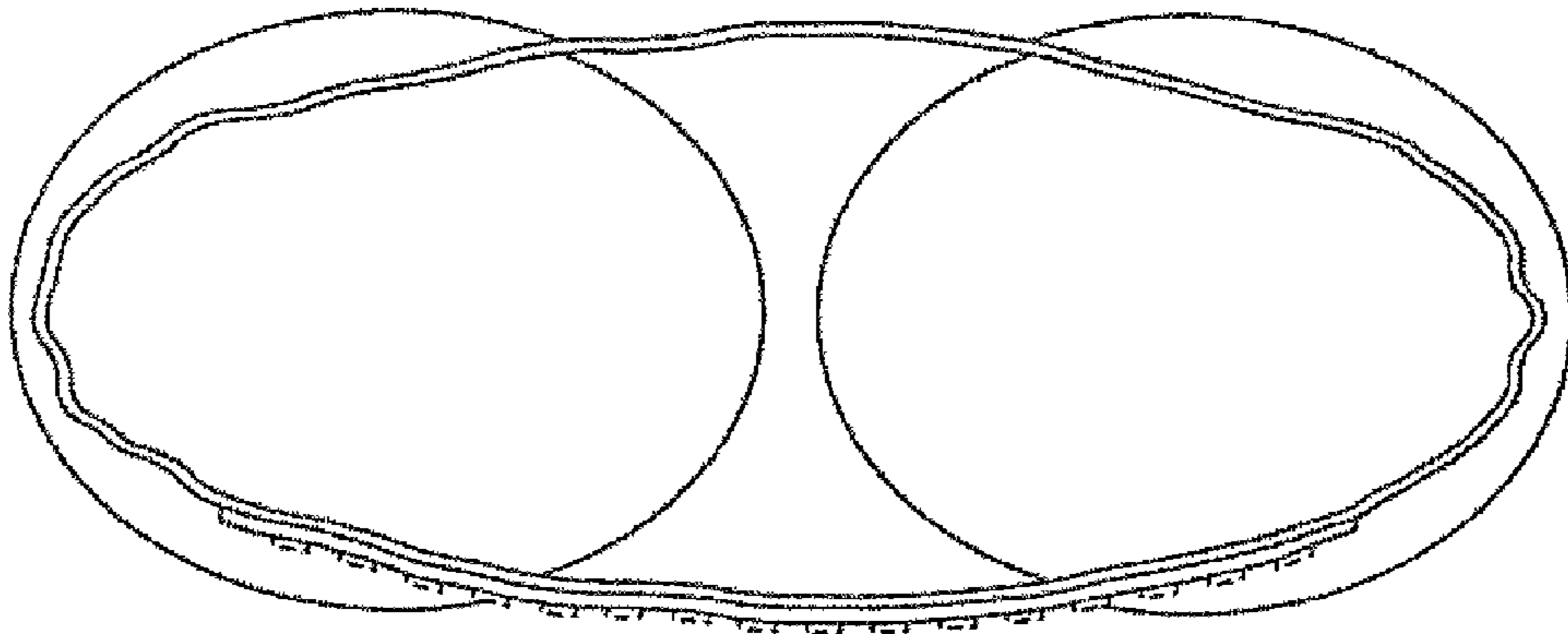


FIG. 8

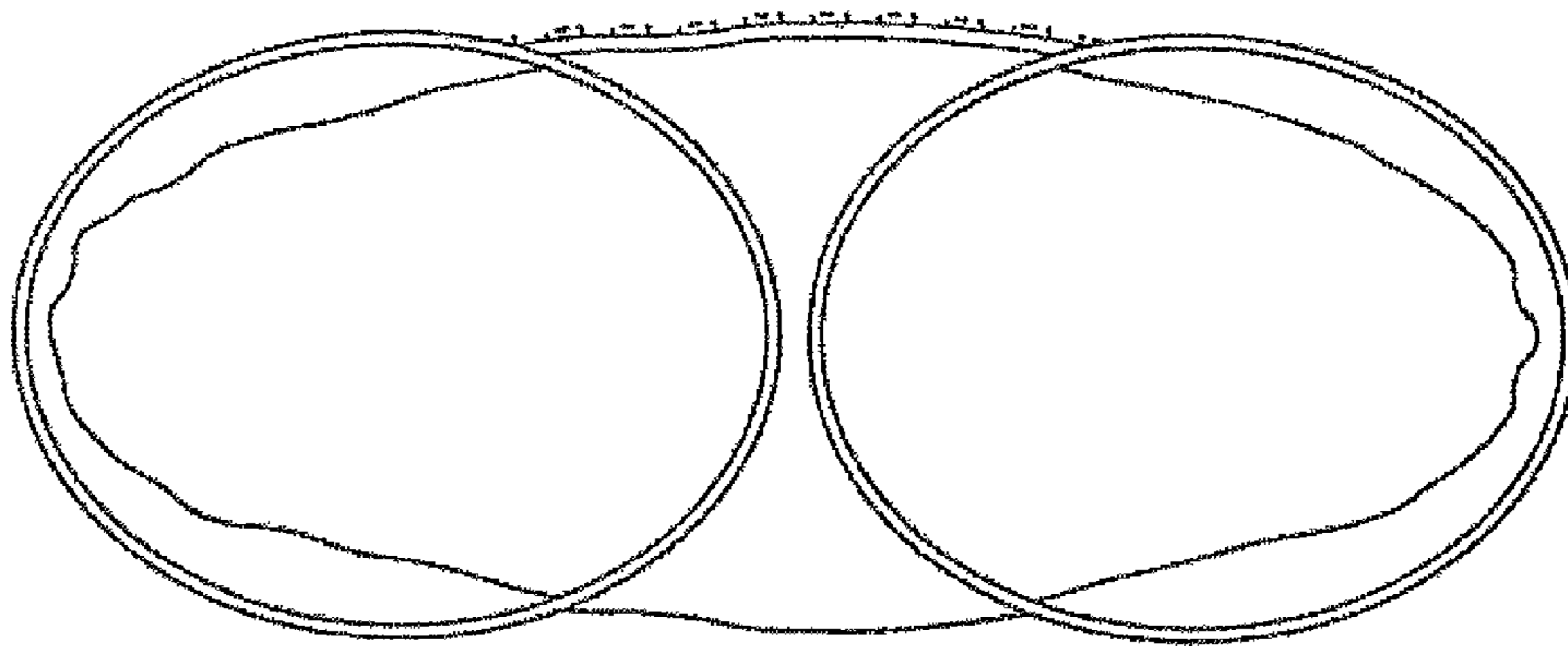


FIG. 9




FIG. 10