



US00D655476S

(12) **United States Design Patent**  
**Naughton et al.**

(10) **Patent No.:** **US D655,476 S**  
(45) **Date of Patent:** **\*\* Mar. 13, 2012**

- (54) **PAIR OF PUSH-UP BRA PADS**
- (75) Inventors: **Heather Naughton**, Columbus, OH (US); **Laura Jeannine Wirgler**, Ardmore, PA (US)
- (73) Assignee: **Victoria's Secret Stores Brand Management, Inc.**, Reynoldsburg, OH (US)
- (\*\*) Term: **14 Years**
- (21) Appl. No.: **29/349,417**
- (22) Filed: **Mar. 31, 2010**
- (51) **LOC (9) Cl.** ..... **02-01**
- (52) **U.S. Cl.** ..... **D2/706**
- (58) **Field of Classification Search** ..... D2/700, D2/701, 703, 706, 707, 708, 709, 718, 720, D2/721, 723, 731, 737, 738, 853, 857, 860, D2/863, 864, 999; 2/67, 69, 109, 113, 114, 2/244, 247, 248, 249, 250, 251, 252, 253, 2/254, 267; 450/1, 54, 55, 56, 57, 65, 89; 602/67; 604/304, 385.14, 386, 388  
See application file for complete search history.

(56) **References Cited**

**U.S. PATENT DOCUMENTS**

162,869	A *	5/1875	Tallman	450/57
D35,666	S *	2/1902	Wade	D2/706
2,061,402	A *	11/1936	Hollar	450/53
2,342,076	A	2/1946	Herbener	
2,578,954	A *	12/1951	Van Leuven, Jr.	450/49
2,664,571	A	1/1954	Kempel	
2,793,369	A *	5/1957	Panighini	450/53
2,834,352	A	5/1958	Ullian	
2,843,130	A *	7/1958	Block et al.	450/34
3,384,091	A *	5/1968	Block	450/54
3,399,678	A *	9/1968	Faron	450/55
3,494,365	A	2/1970	Beals	
3,620,222	A	11/1971	Block	
D234,445	S *	3/1975	Greenblatt	D2/706
4,816,004	A	3/1989	Emanuel	
4,992,074	A	2/1991	Diaz	
5,050,595	A *	9/1991	Krafft	607/108
5,098,330	A *	3/1992	Greenberg	450/55

5,334,082	A	8/1994	Barker	
5,340,352	A	8/1994	Nakanishi et al.	
5,693,164	A	12/1997	Chang	
D400,337	S *	11/1998	Snyder, Jr.	D2/701
6,101,630	A	8/2000	Lee	
6,224,458	B1	5/2001	Chen	
6,283,820	B1	9/2001	Huang	
6,361,398	B1 *	3/2002	Knapp	450/37
6,368,179	B1	4/2002	Kang	
6,402,585	B1	6/2002	Gatto et al.	
D462,153	S	9/2002	Nadsady et al.	
6,443,806	B1	9/2002	Fang	
6,544,100	B1	4/2003	Nadsady et al.	
7,001,241	B2 *	2/2006	Gorringer et al.	450/81
2010/0029176	A1 *	2/2010	Chen et al.	450/38
2010/0180358	A1 *	7/2010	Drummond et al.	2/67

\* cited by examiner

*Primary Examiner* — Karen E Eldridge Powers  
(74) *Attorney, Agent, or Firm* — Ward & Zinna, LLC

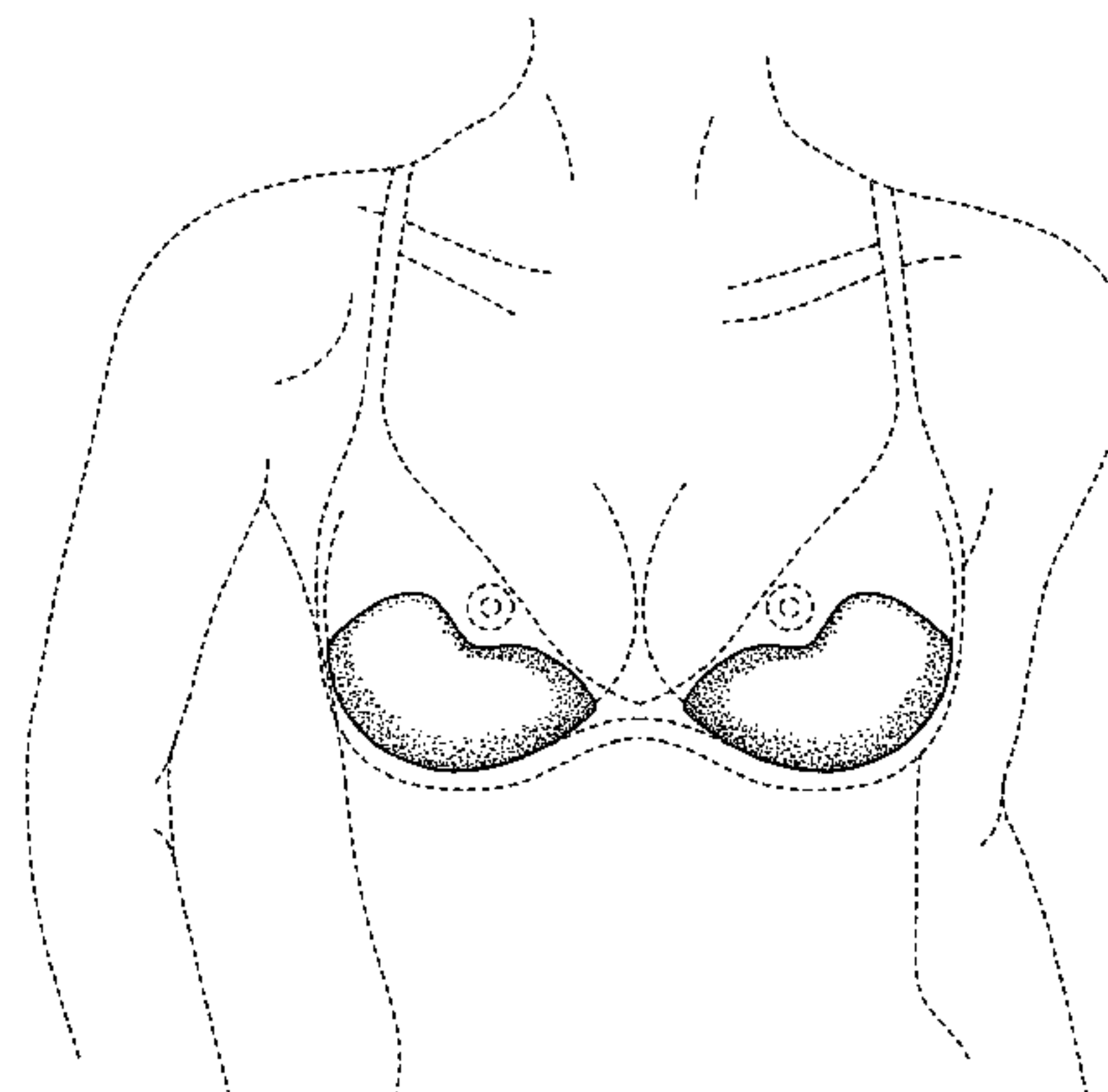
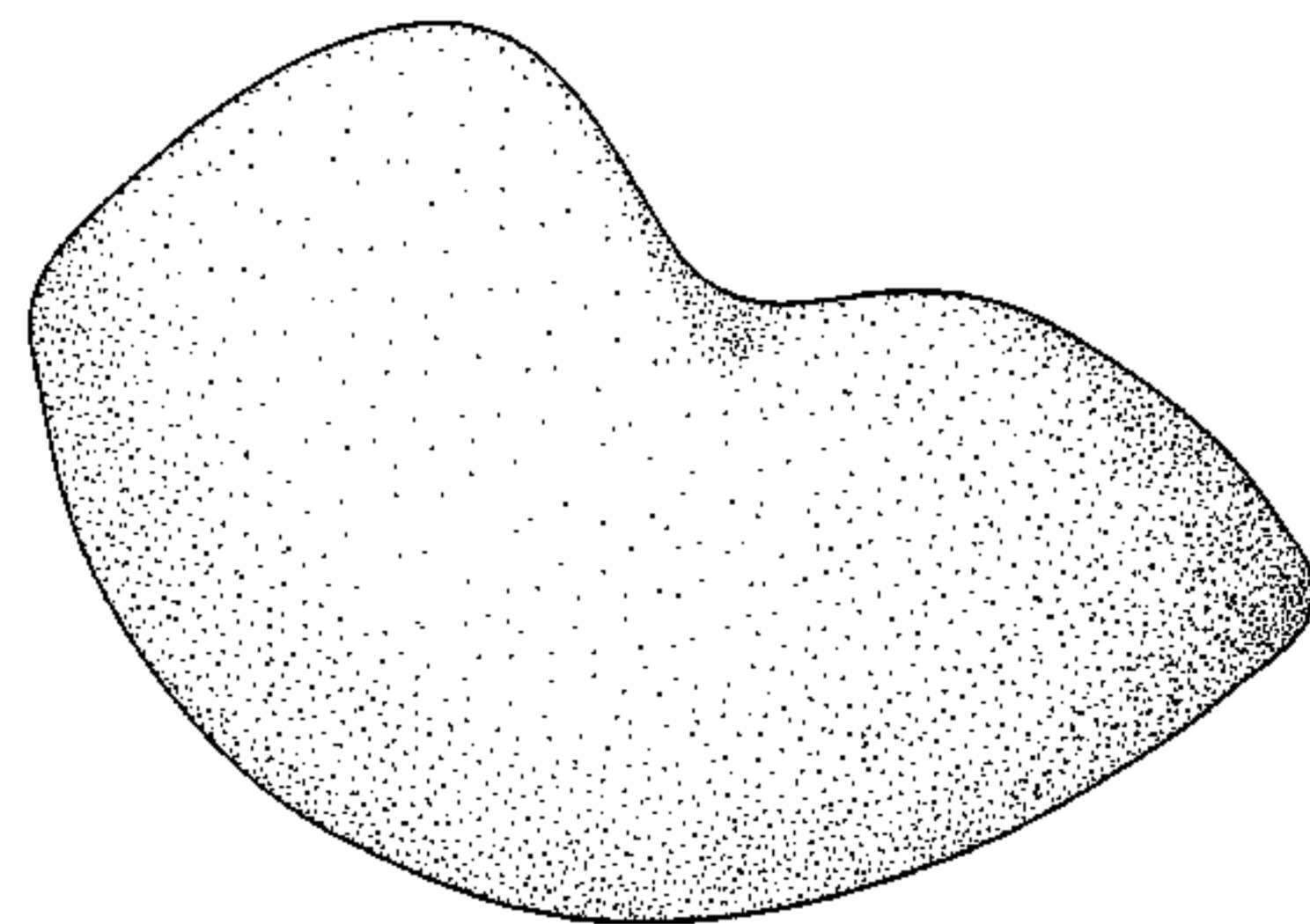
(57) **CLAIM**

The ornamental design for a pair of push-up bra pads, as shown and described.

**DESCRIPTION**

FIG. 1 is a perspective front view taken from a top left side of a push-up bra pad;  
 FIG. 2 is a front elevation view thereof;  
 FIG. 3 is a right side elevation view thereof;  
 FIG. 4 is a left side elevation view thereof;  
 FIG. 5 is a top plan view thereof;  
 FIG. 6 is a bottom plan view thereof;  
 FIG. 7 is a rear elevation view thereof;  
 FIG. 8 is a perspective front view taken from the top right side thereof; and,  
 FIG. 9 is a front view of two push-up bra pads, wherein the one on the right breast of the wearer is the push-up bra pad shown in FIGS. 1-8, and the one on the left breast of the wearer being a mirror image thereof.  
 The long-short-long broken lines in the drawings define the bounds of the claimed design and form no part thereof. The partial human figure shown in broken lines in FIG. 9 illustrates the environment in which the design is used and forms no part of the claimed design. The stippling shown in the drawings represents shading of the push-up bra pad.

**1 Claim, 9 Drawing Sheets**



*FIG. 1*

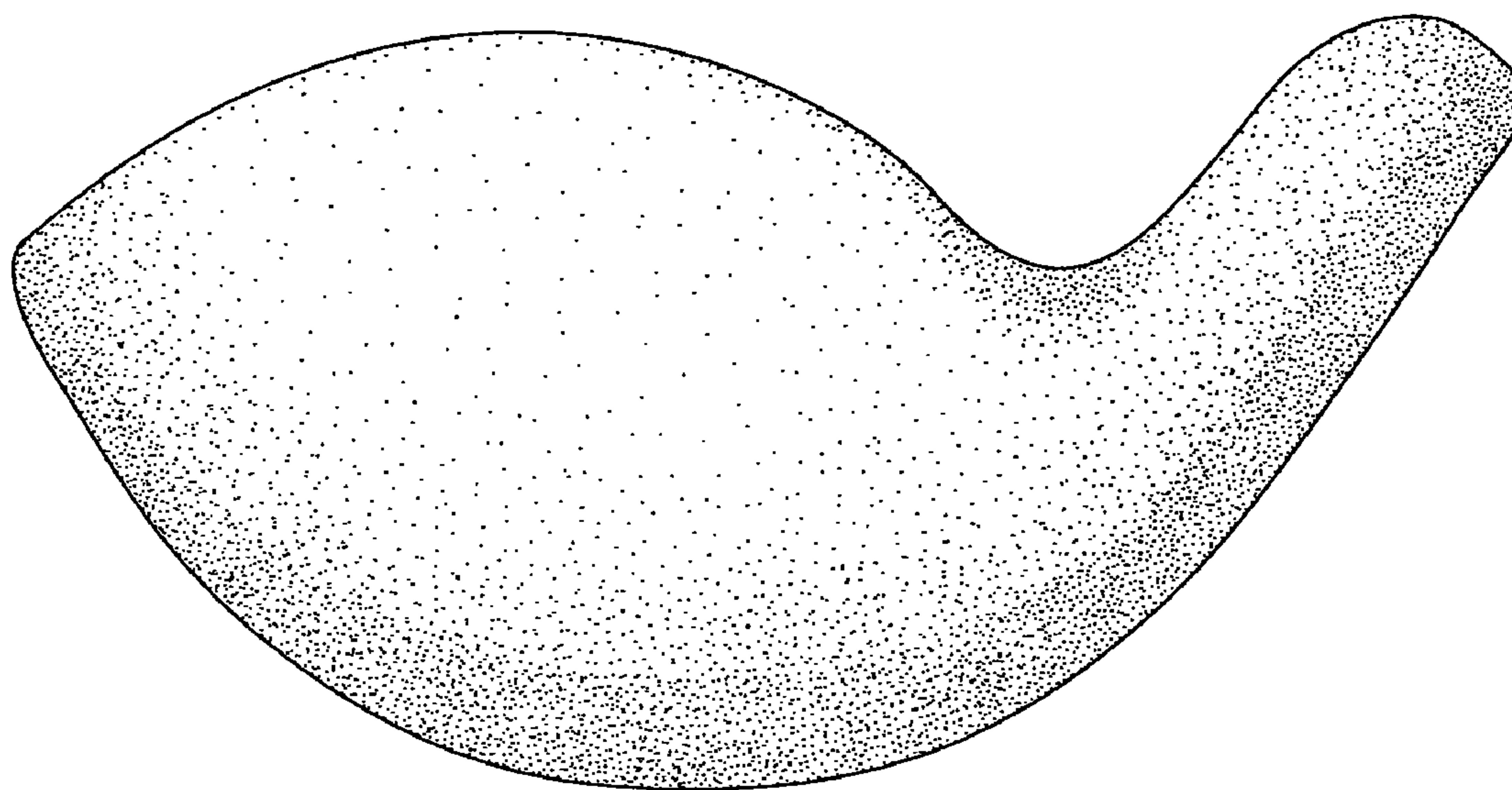
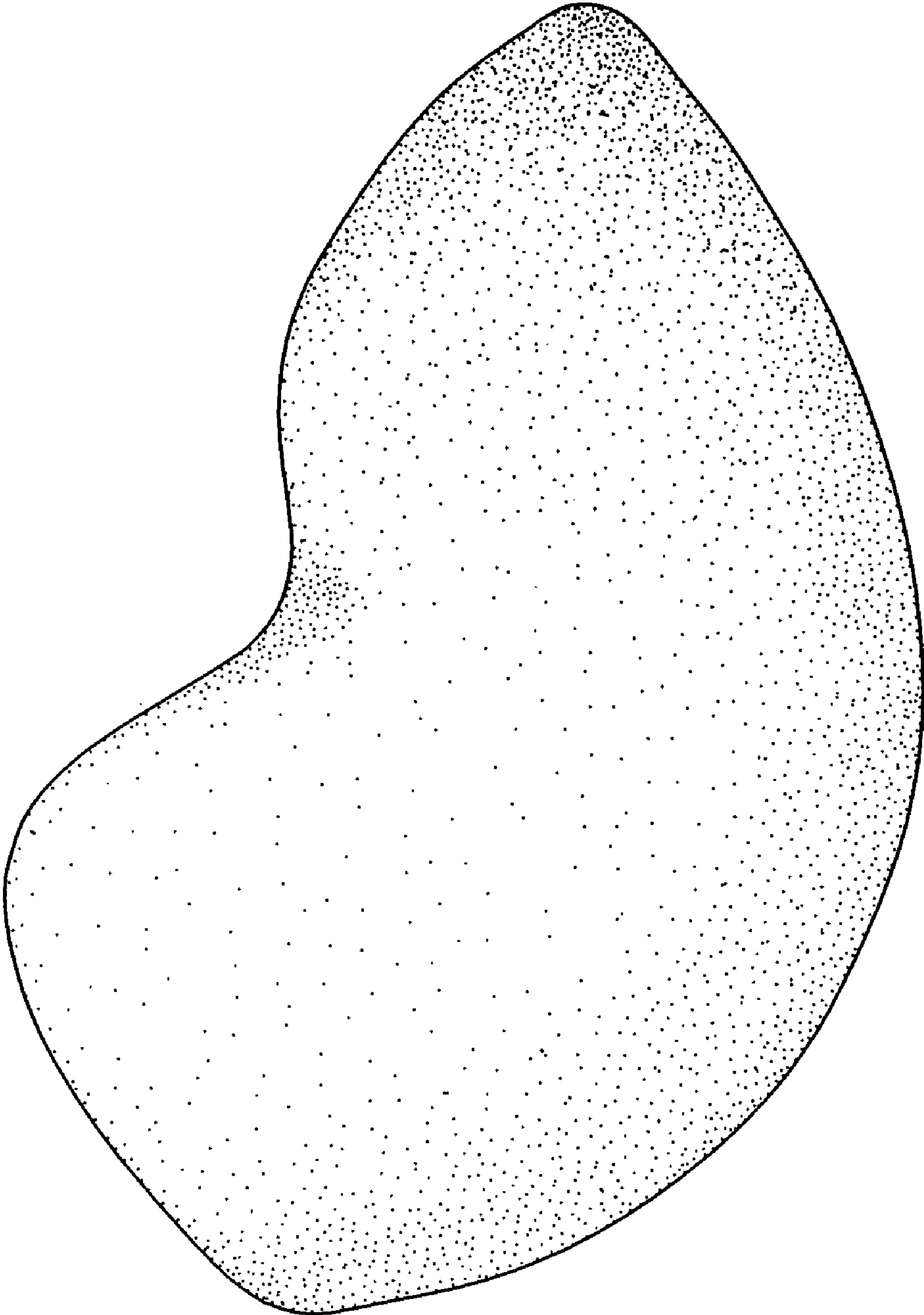
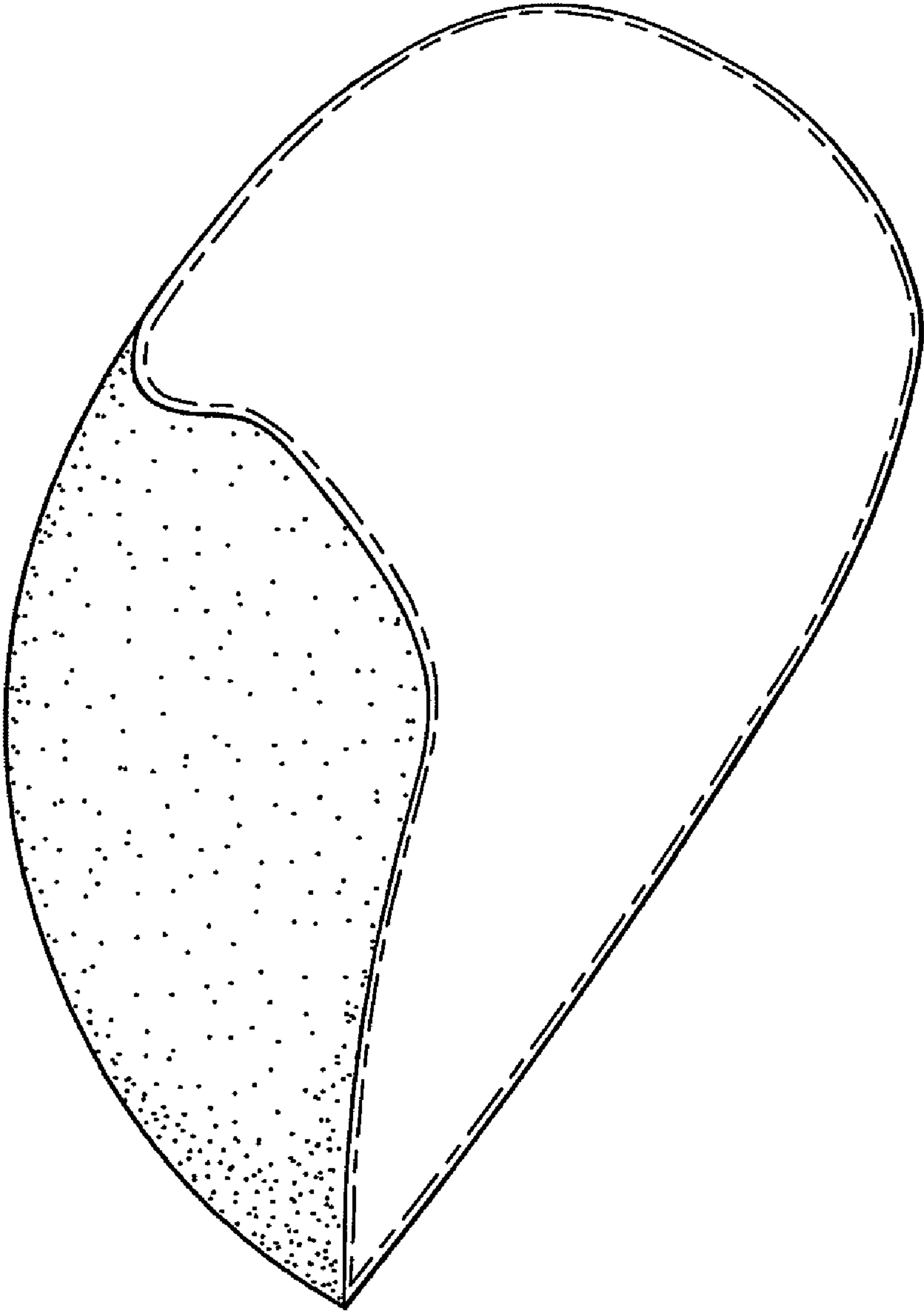


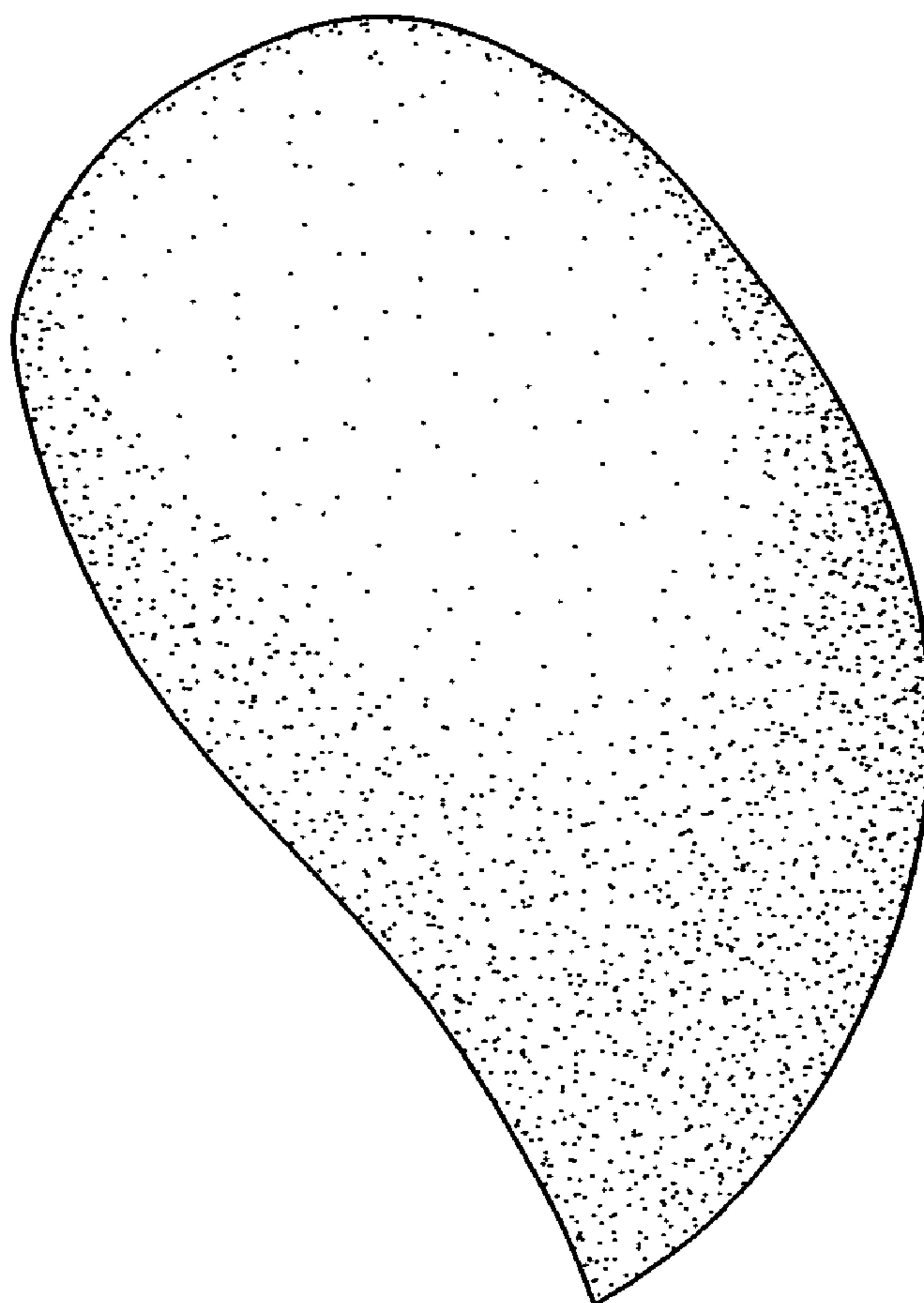
FIG. 2



**FIG. 3**

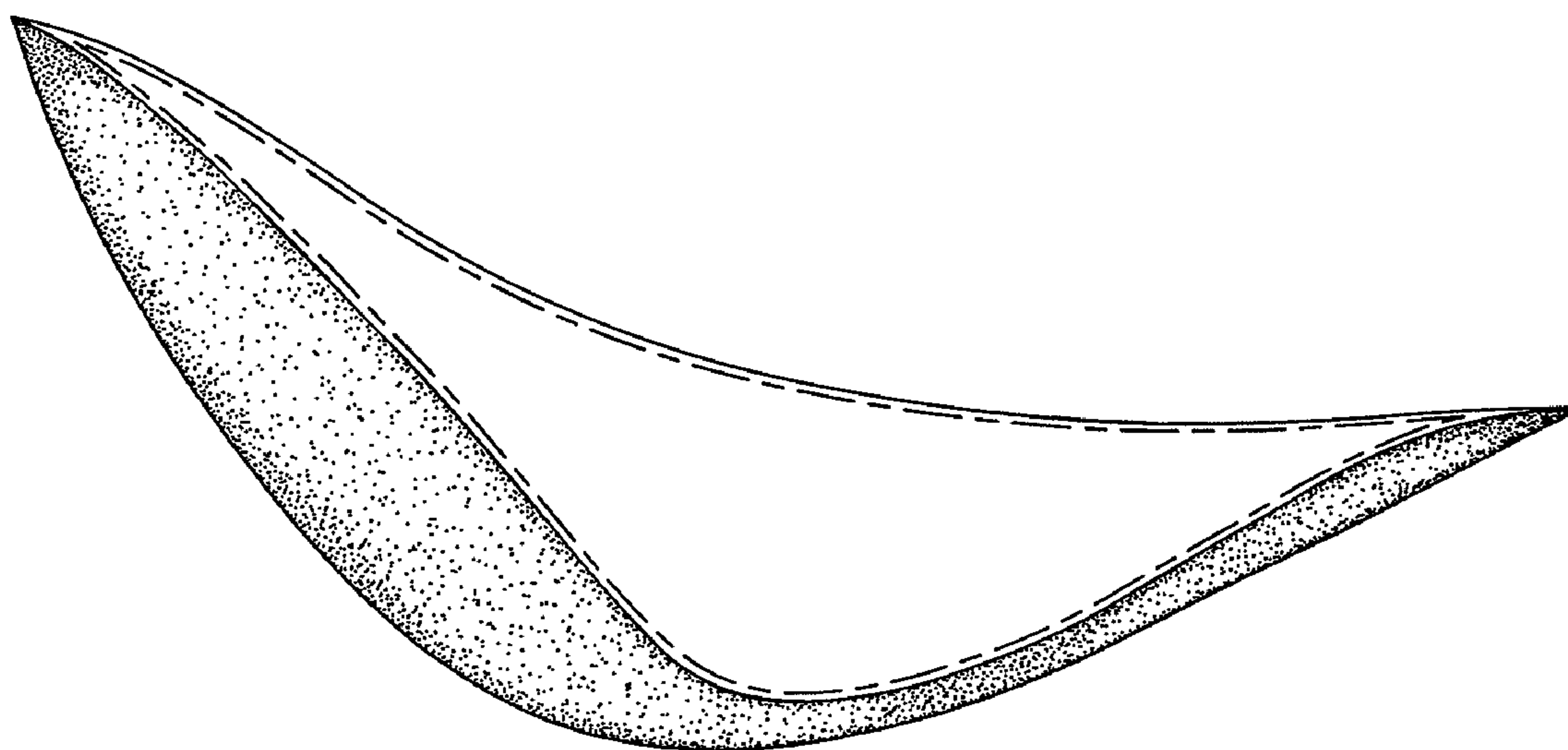


**FIG. 4**

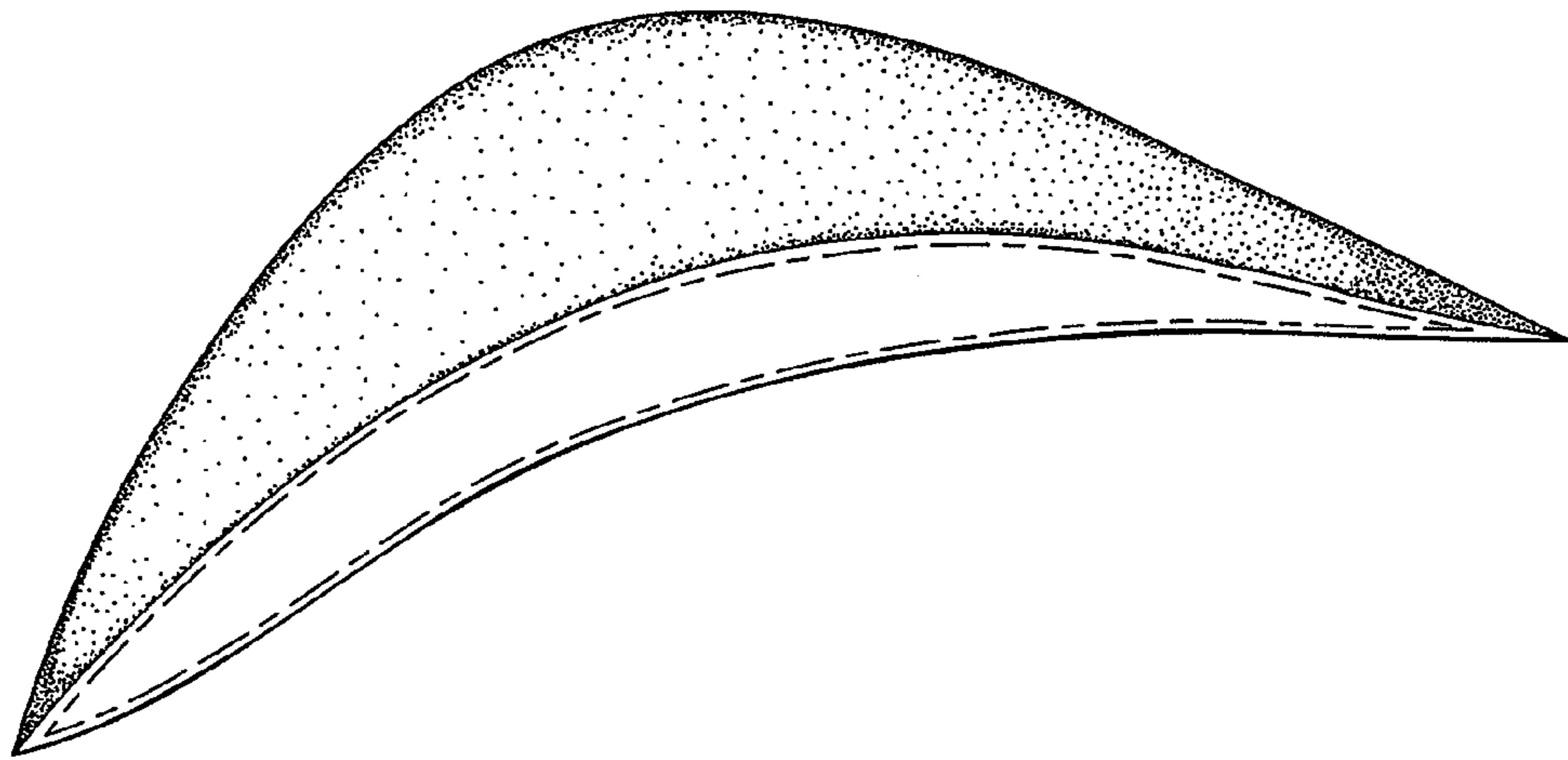





**FIG. 5**



**FIG. 6**



**FIG. 7**





**FIG. 8**

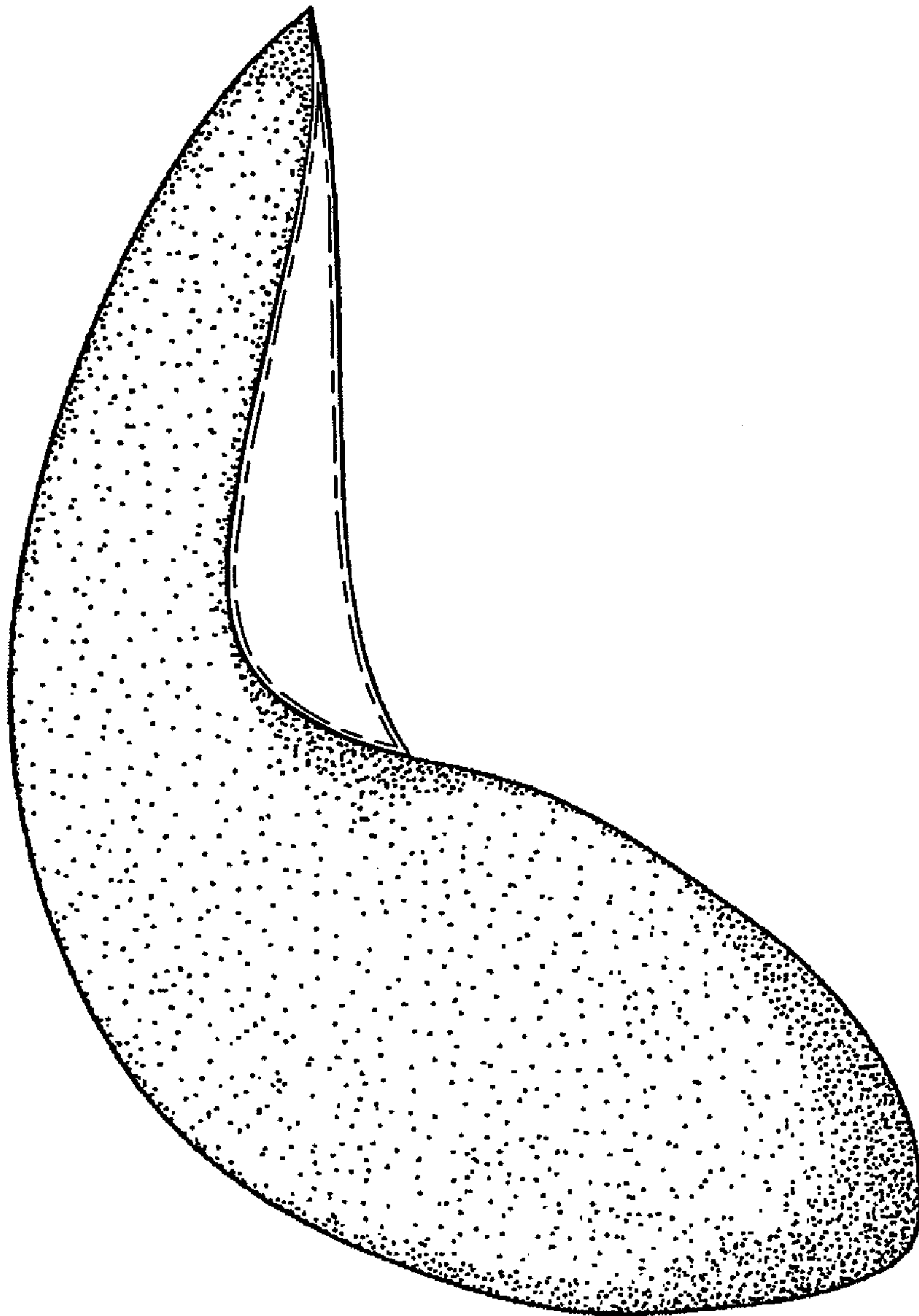


FIG. 9

