

US00D655475S

(12) **United States Design Patent**
Lin

(10) **Patent No.:** **US D655,475 S**
(45) **Date of Patent:** **** Mar. 6, 2012**

(54) **PALLET**

(75) Inventor: **I-Wen Lin**, Tainan (TW)

(73) Assignee: **King & Stress Industrial Co., Ltd.**,
Tainan (TW)

(**) Term: **14 Years**

(21) Appl. No.: **29/371,558**

(22) Filed: **Apr. 21, 2011**

(51) **LOC (9) Cl.** **09-08**

(52) **U.S. Cl.** **D34/38**

(58) **Field of Classification Search** D34/38;
108/51.11, 53.1, 53.3, 53.5, 57.1, 901

See application file for complete search history.

(56) **References Cited**

U.S. PATENT DOCUMENTS

D217,860	S	*	6/1970	Bartee	D34/38
3,526,195	A	*	9/1970	Maryonovich	108/53.1
D220,258	S	*	3/1971	Eastman	D34/38
D239,521	S	*	4/1976	Griffin, Jr.	D34/38

D300,075	S	*	2/1989	Sahm, Jr.	D34/38
4,879,956	A	*	11/1989	Shuert	108/53.3
D369,743	S	*	5/1996	Pintar et al.	D34/38
D554,825	S	*	11/2007	Lux, Jr.	D34/38
D633,273	S	*	2/2011	Kellerer et al.	D34/38
2010/0147198	A1	*	6/2010	Palmer	108/53.3

* cited by examiner

Primary Examiner — Cynthia Ramirez

(74) *Attorney, Agent, or Firm* — Davidson Berquist Jackson & Gowdey, LLP

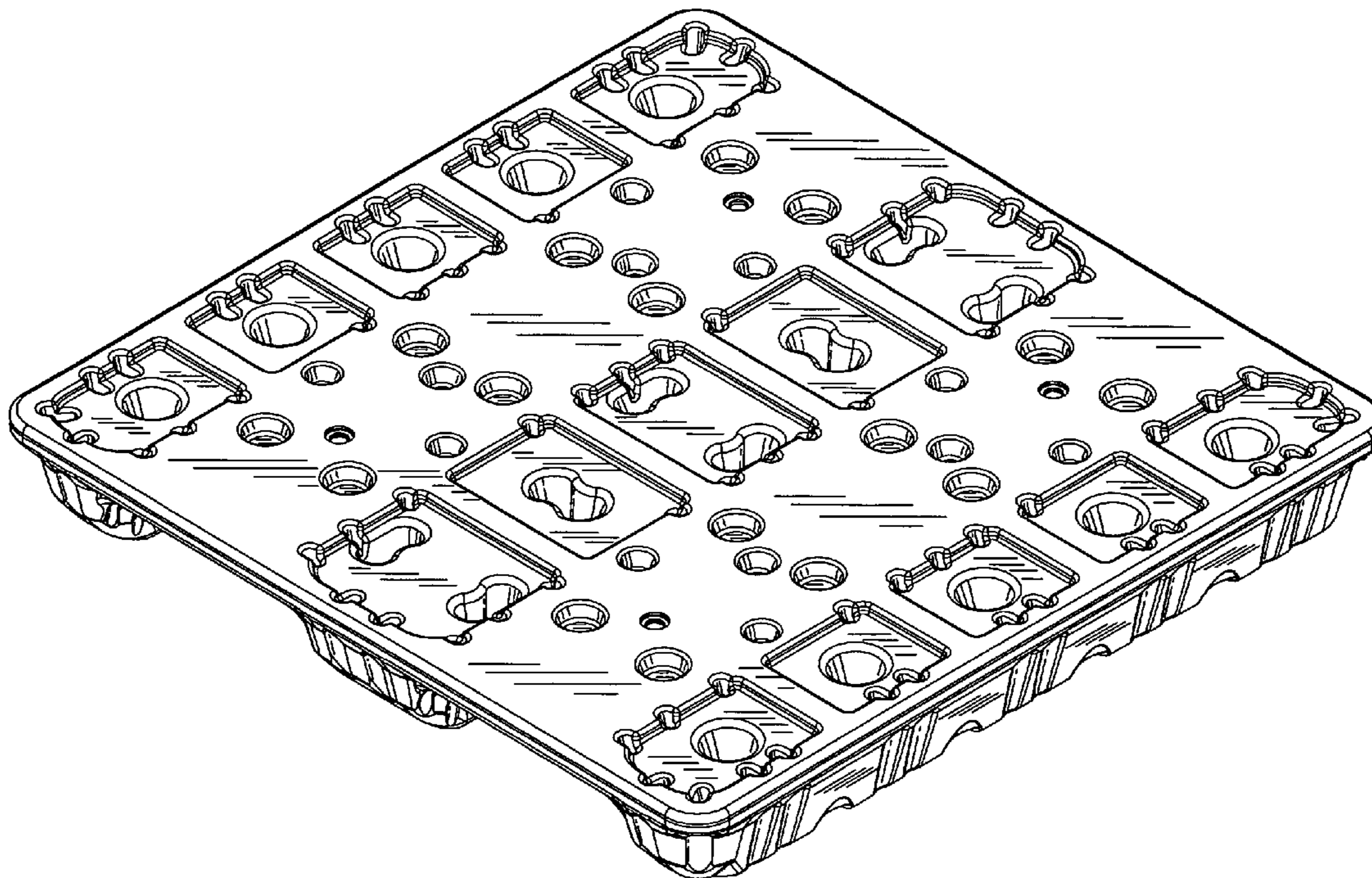
(57) **CLAIM**

The ornamental design for pallet, as shown and described.

DESCRIPTION

FIG. 1 is a perspective view of pallet showing my new design;
FIG. 2 is a front elevational view thereof;
FIG. 3 is a rear elevational view thereof;
FIG. 4 is a left side elevational view thereof;
FIG. 5 is a right side elevational view thereof; and,
FIG. 6 is a top plan view thereof.

1 Claim, 4 Drawing Sheets



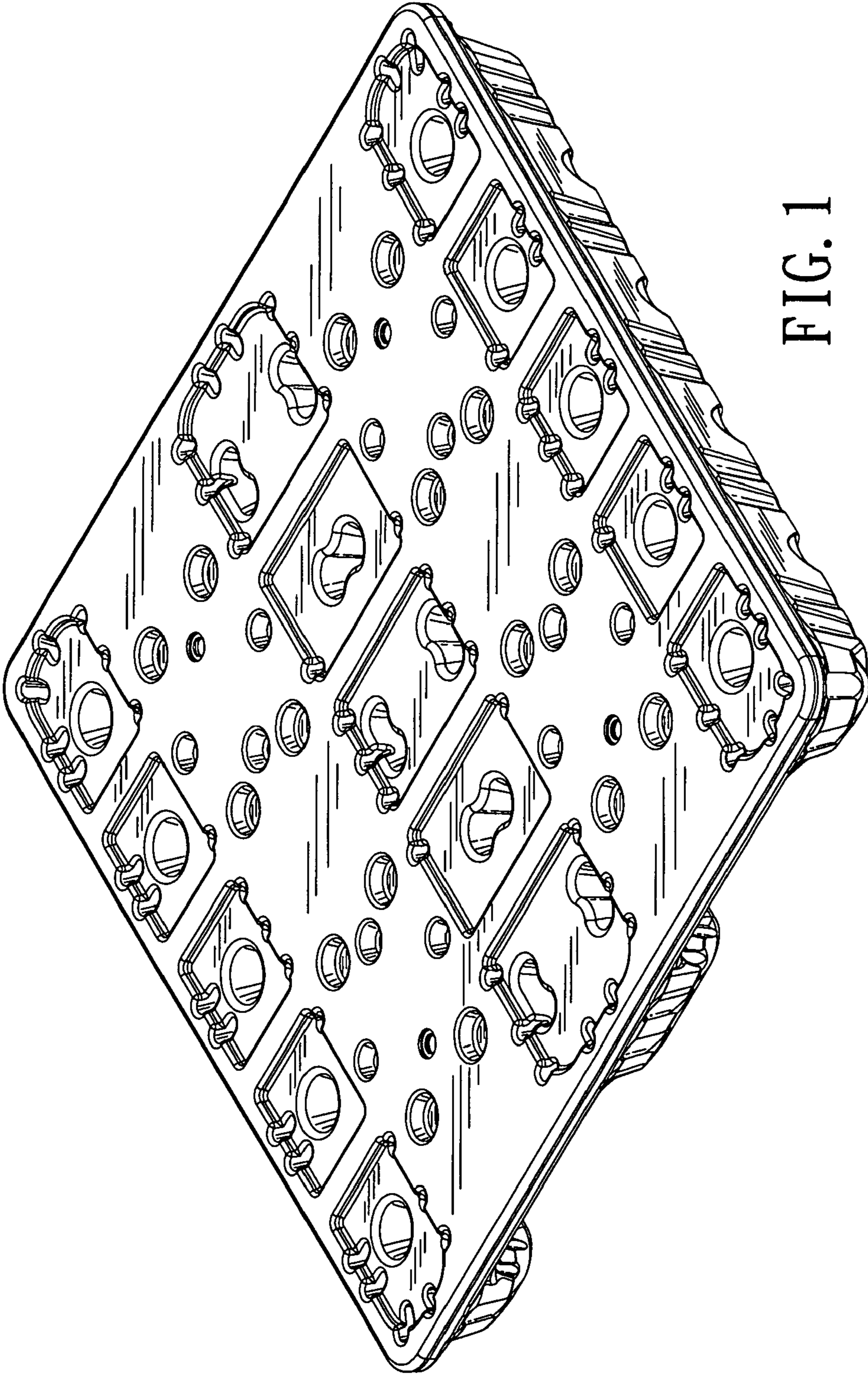


FIG. 1

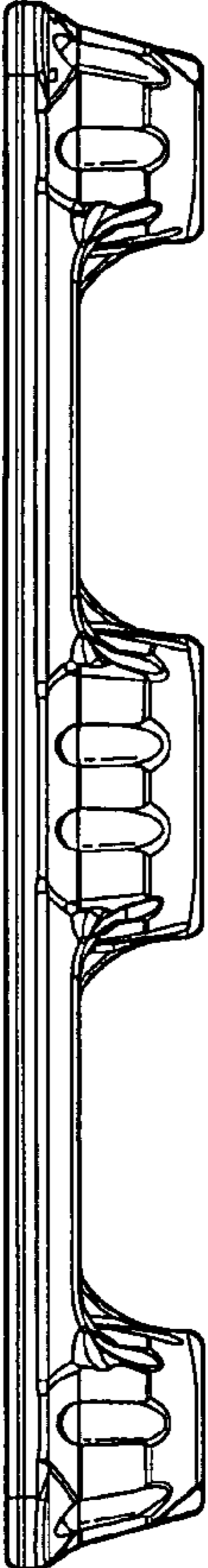


FIG. 2

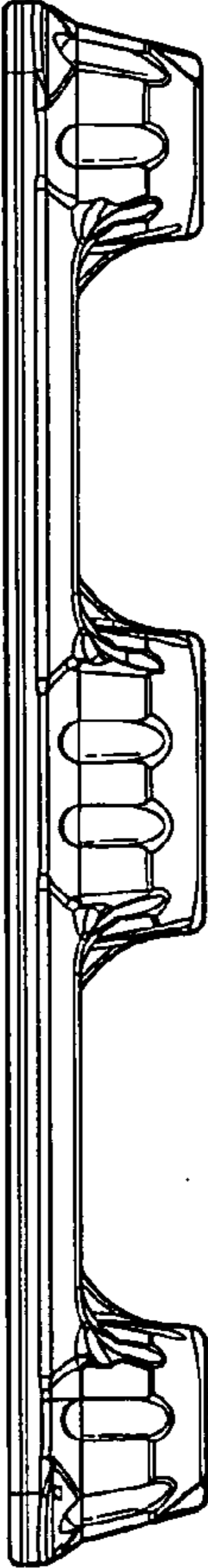


FIG. 3

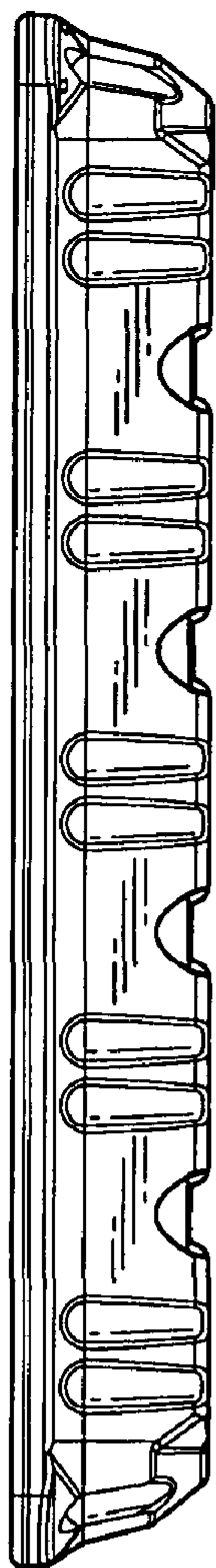


FIG. 4

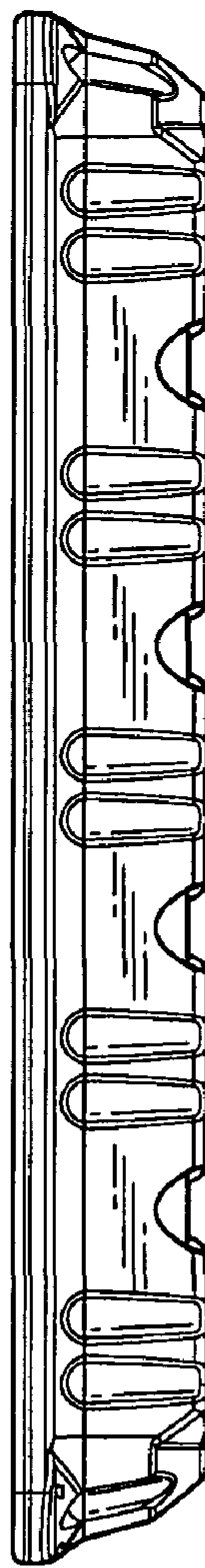


FIG. 5




FIG. 6