

US00D655463S

(12) **United States Design Patent**  
**Seliskar et al.**

(10) **Patent No.:** **US D655,463 S**  
(45) **Date of Patent:** **\*\* Mar. 6, 2012**

(54) **CAT SCRATCHER**

(75) Inventors: **Jill Seliskar**, Morrilton, AR (US); **Dan Peacock**, Russellville, AR (US); **Kristie Hamilton**, Morrilton, AR (US)

(73) Assignee: **Cat Claws, Inc.**, Morrilton, AR (US)

(\*\*) Term: **14 Years**

(21) Appl. No.: **29/382,777**

(22) Filed: **Jan. 7, 2011**

(51) **LOC (9) Cl.** ..... **30-99**

(52) **U.S. Cl.** ..... **D30/160; D30/118; D6/349**

(58) **Field of Classification Search** ..... D30/118,  
D30/158, 160; D6/349, 355, 601; 119/28.5,  
119/702, 705-710

See application file for complete search history.

(56) **References Cited**

U.S. PATENT DOCUMENTS

D310,609 S \* 9/1990 Burkhardt ..... D6/601  
D466,749 S \* 12/2002 O'Quinn ..... D6/601

D589,657 S \* 3/2009 Lamstein ..... D30/118  
D627,110 S \* 11/2010 Seliskar ..... D30/160  
D627,112 S \* 11/2010 Seliskar ..... D30/160  
D644,795 S \* 9/2011 Haaf ..... D30/160

\* cited by examiner

*Primary Examiner* — Cathy A MacCormac

(74) *Attorney, Agent, or Firm* — Dennis B. Haase

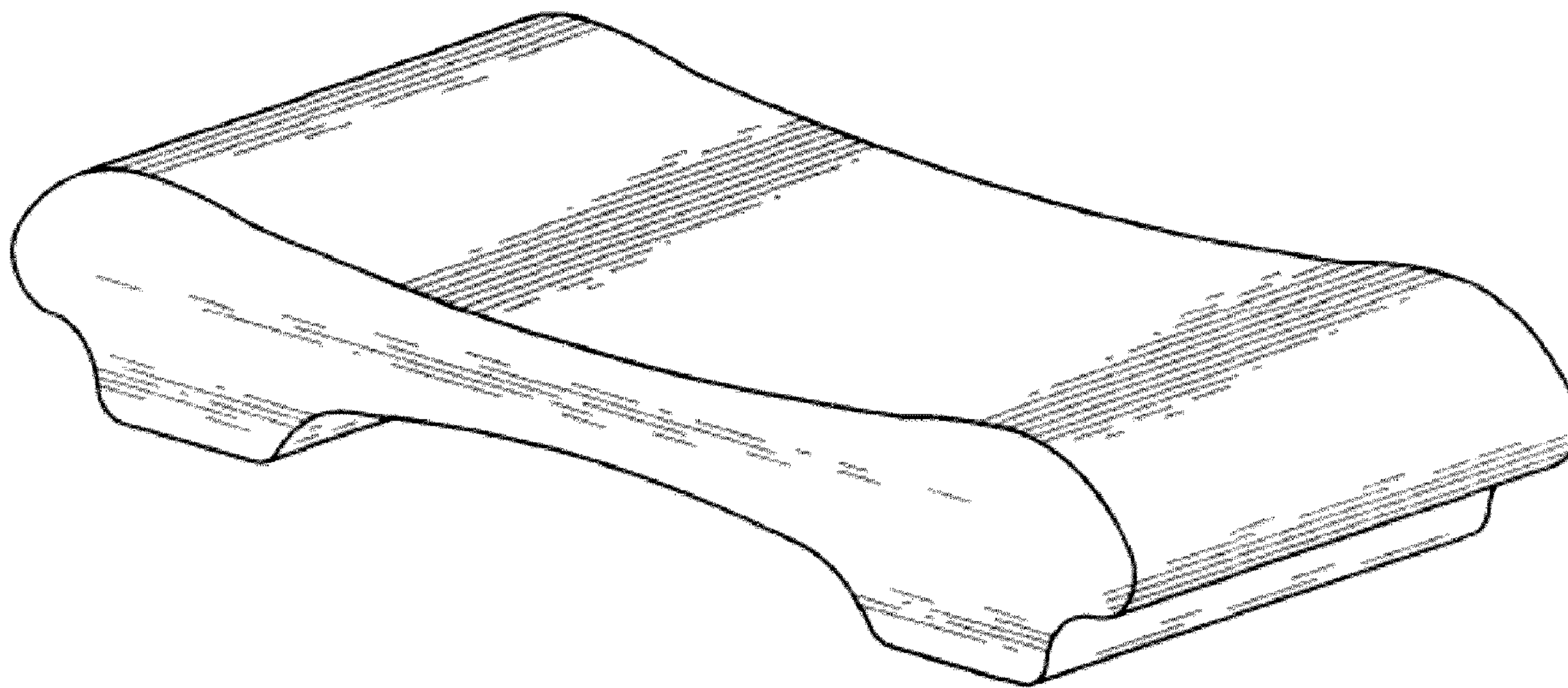
(57) **CLAIM**

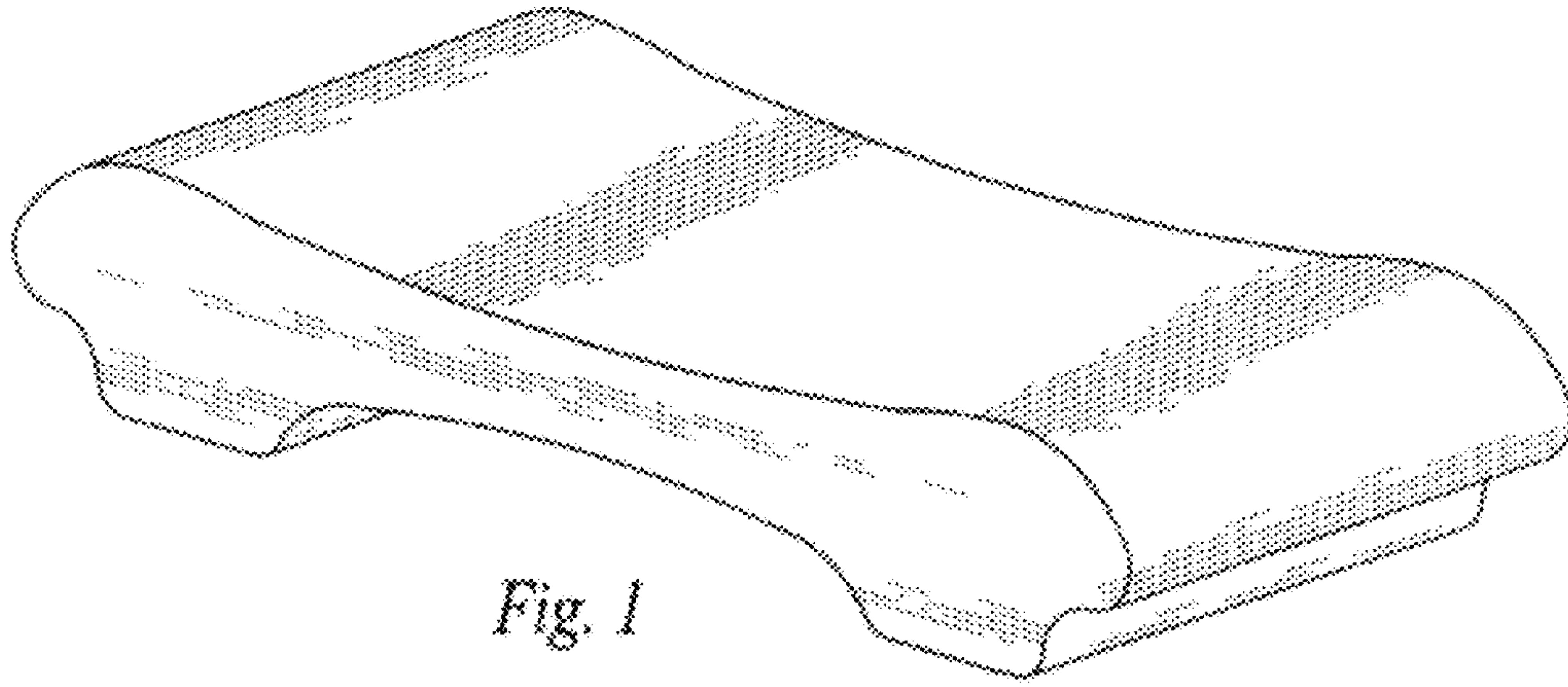
The ornamental design for a cat scratcher, substantially as shown.

**DESCRIPTION**

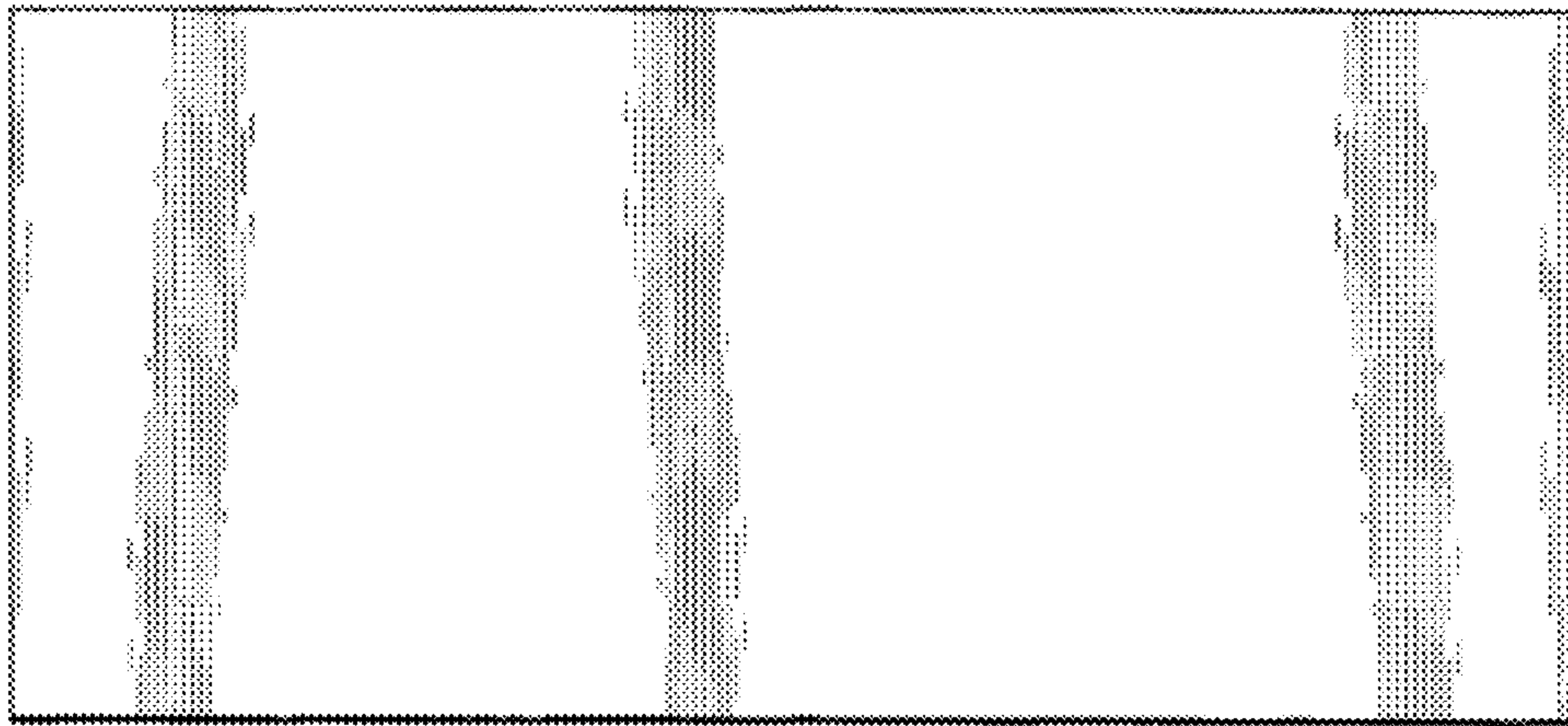
FIG. 1 is a perspective view of the cat scratcher, in accordance with the present invention;  
FIG. 2 is a top plan view thereof;  
FIG. 3 is a front elevational view thereof, the rear view is a mirror image of the front view shown;  
FIG. 4 is a side view thereof, the opposite side is identical to the side shown; and,  
FIG. 5 is a bottom plan view thereof.

**1 Claim, 2 Drawing Sheets**







*Fig. 1*




*Fig. 2*



*Fig. 3*



*Fig. 4*



*Fig. 5*