



US00D655459S

(12) **United States Design Patent**  
**Reti**

(10) **Patent No.:** **US D655,459 S**

(45) **Date of Patent:** **\*\* Mar. 6, 2012**

(54) **PROTECTIVE COVER**

(75) Inventor: **Alan Reti**, Calgary (CA)

(73) Assignee: **AR Fire Equipment Innovations Inc.**,  
Calgary (CA)

(\*\*) Term: **14 Years**

(21) Appl. No.: **29/336,116**

(22) Filed: **Apr. 29, 2009**

(51) **LOC (9) Cl.** ..... **29-01**

(52) **U.S. Cl.** ..... **D29/129**

(58) **Field of Classification Search** ..... D29/125,  
D29/126, 129, 130; D3/202, 215, 218, 229,  
D3/255, 262, 273, 276, 290, 299, 303, 902;  
169/30, 71, 74-78, 88; 220/903, 592.16,  
220/480, 481; D7/607, 608, 624.2; 150/154,  
150/901; 224/148.1, 148.4, 148.5, 148.6  
See application file for complete search history.

(56) **References Cited**

U.S. PATENT DOCUMENTS

D270,123 S \* 8/1983 Bingaman ..... D6/610  
5,195,595 A \* 3/1993 Nakagawa ..... 169/51  
5,690,155 A \* 11/1997 Millar ..... 150/159  
D409,833 S \* 5/1999 Coward, III ..... D3/255  
D459,035 S \* 6/2002 Baskinger et al. .... D29/125

D469,609 S \* 2/2003 Hoffman ..... D3/301  
D486,945 S \* 2/2004 Brock et al. .... D29/126  
D492,821 S \* 7/2004 Bergeron ..... D29/129  
D572,481 S \* 7/2008 Metzger et al. .... D3/299  
D586,232 S \* 2/2009 Friebe et al. .... D9/707  
D594,752 S \* 6/2009 Medema et al. .... D9/707  
2007/0221693 A1 \* 9/2007 Moore ..... 224/148.6

\* cited by examiner

*Primary Examiner* — Raphael Barkai

*Assistant Examiner* — Randall H Gholson

(74) *Attorney, Agent, or Firm* — Norton Rose Canada LLP


(57) **CLAIM**

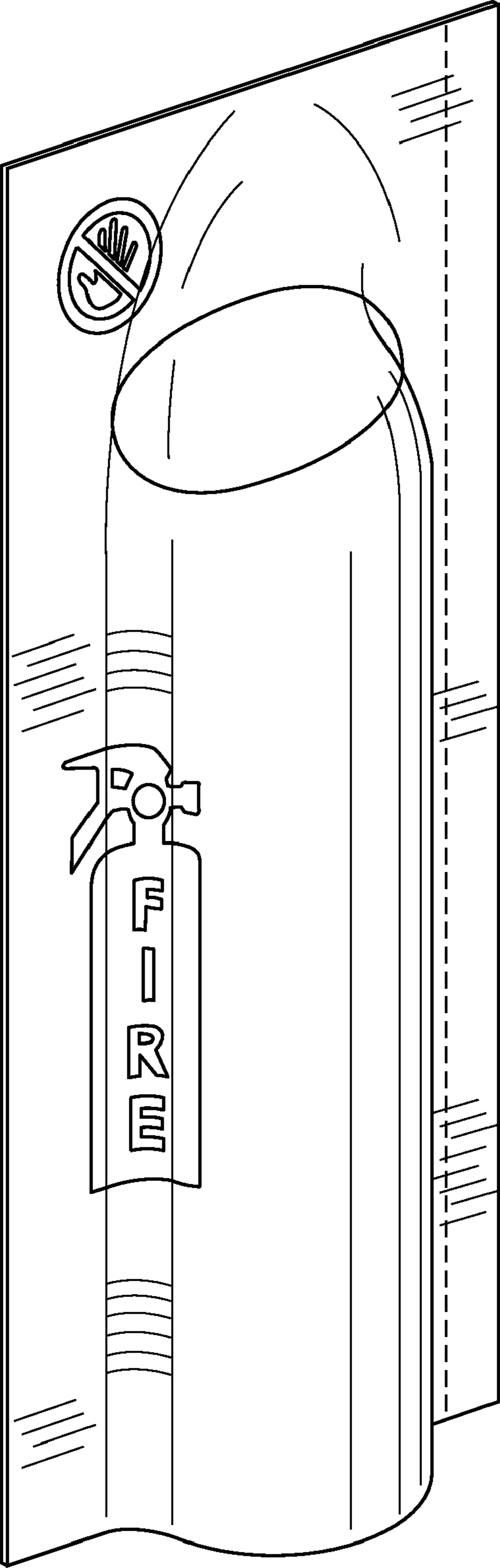
The ornamental design for a protective cover, as shown and described.

**DESCRIPTION**

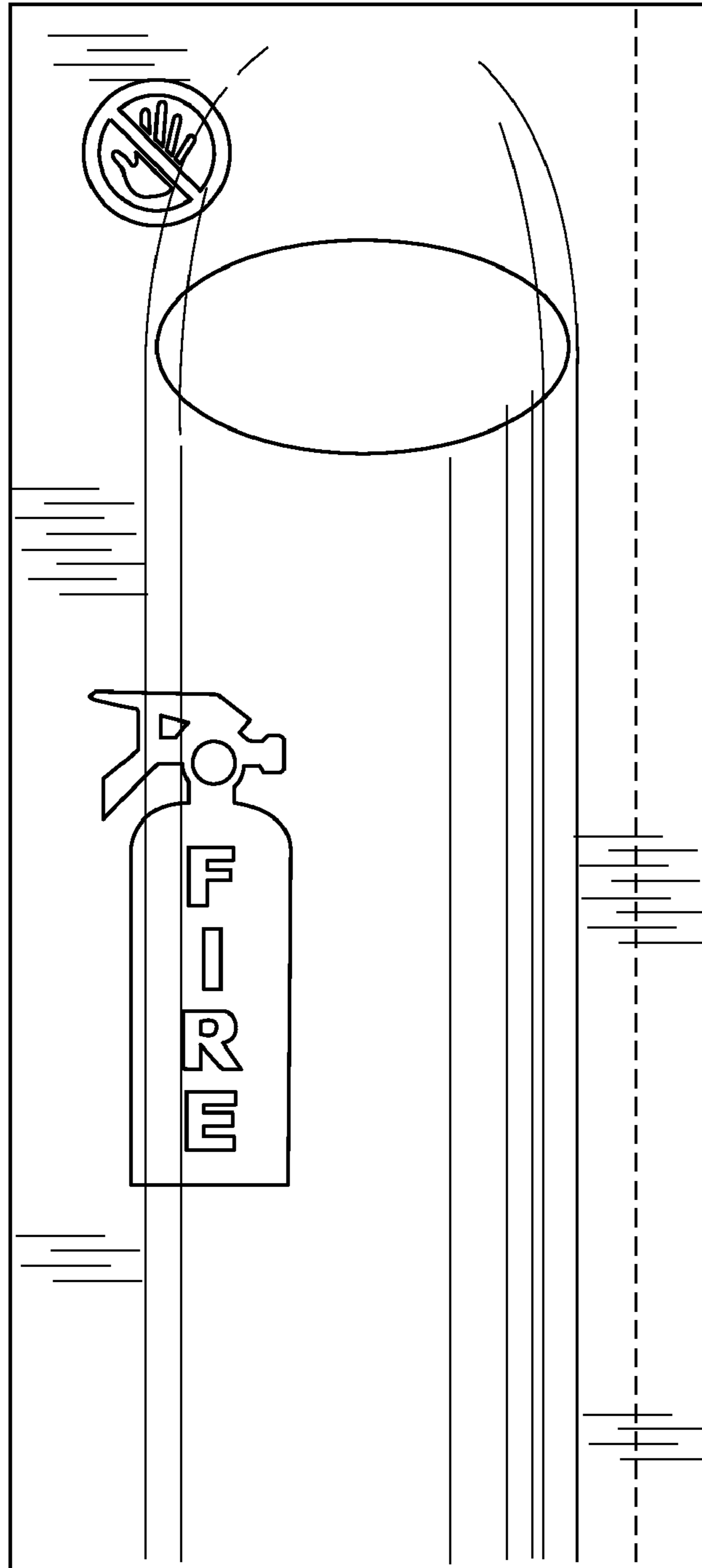
FIG. 1 is a front perspective view of the protective cover.  
FIG. 2 is a front view of the protective cover.  
FIG. 3 is a back view of the protective cover.  
FIG. 4 is a right side view of the protective cover, the left side view being the mirror image thereof.  
FIG. 5 is a bottom view of the protective cover; and,  
FIG. 6 is a top view of the protective cover.  
Where included, broken lines showing environment or structure are for illustrative purposes only and form no part of the claimed design.

**1 Claim, 5 Drawing Sheets**

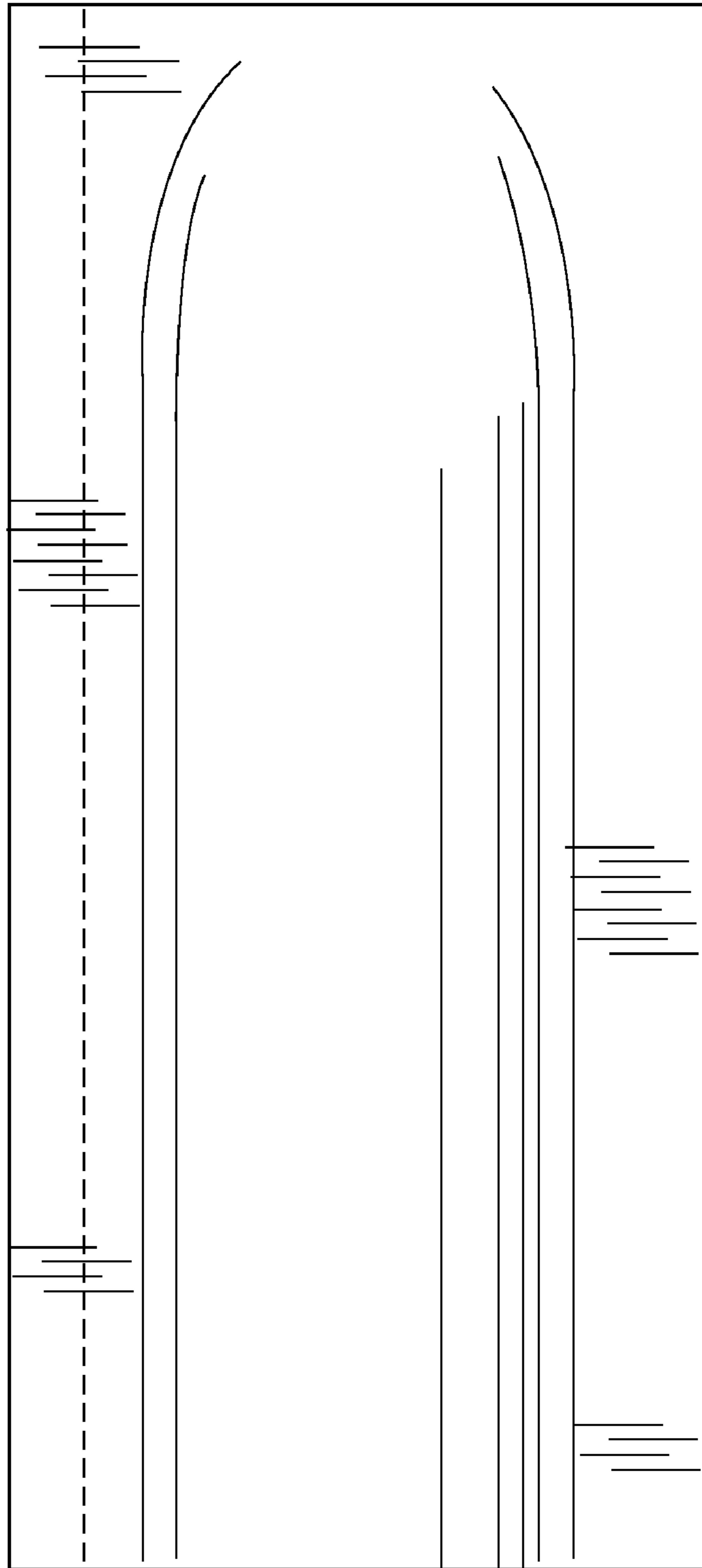




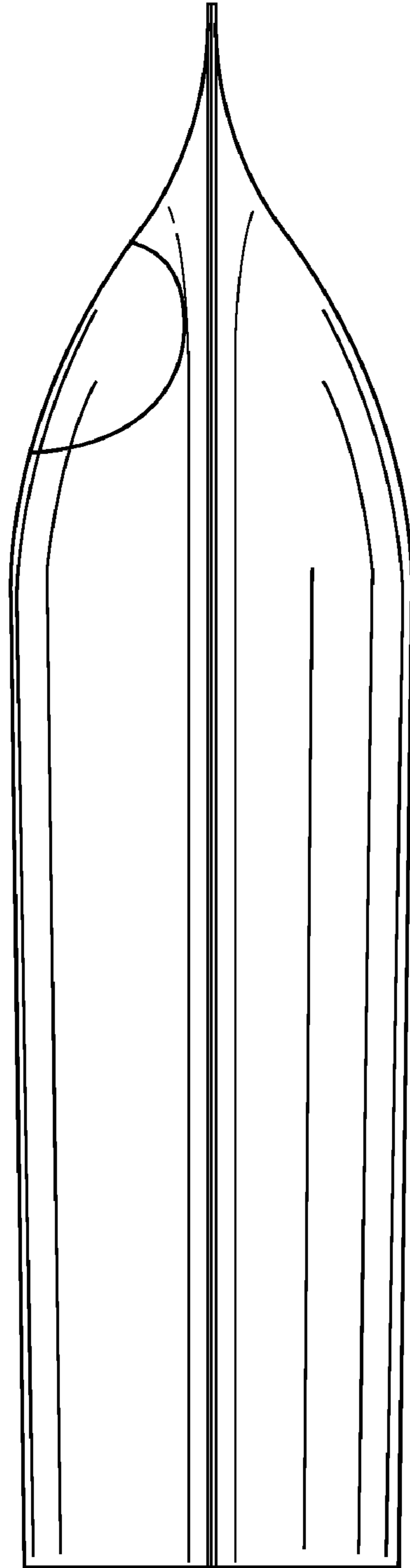
**FIG. 1**



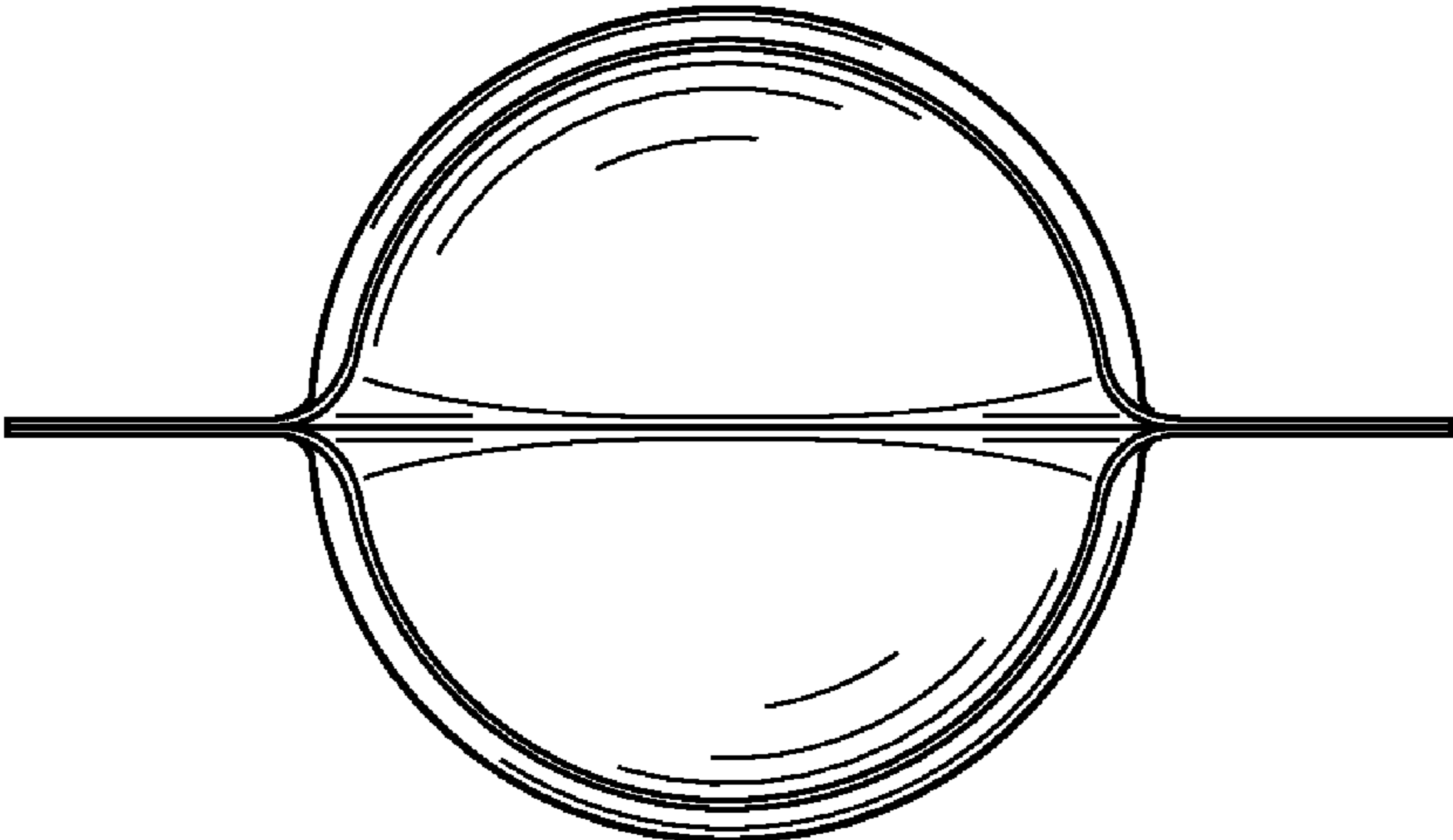
**FIG. 2**



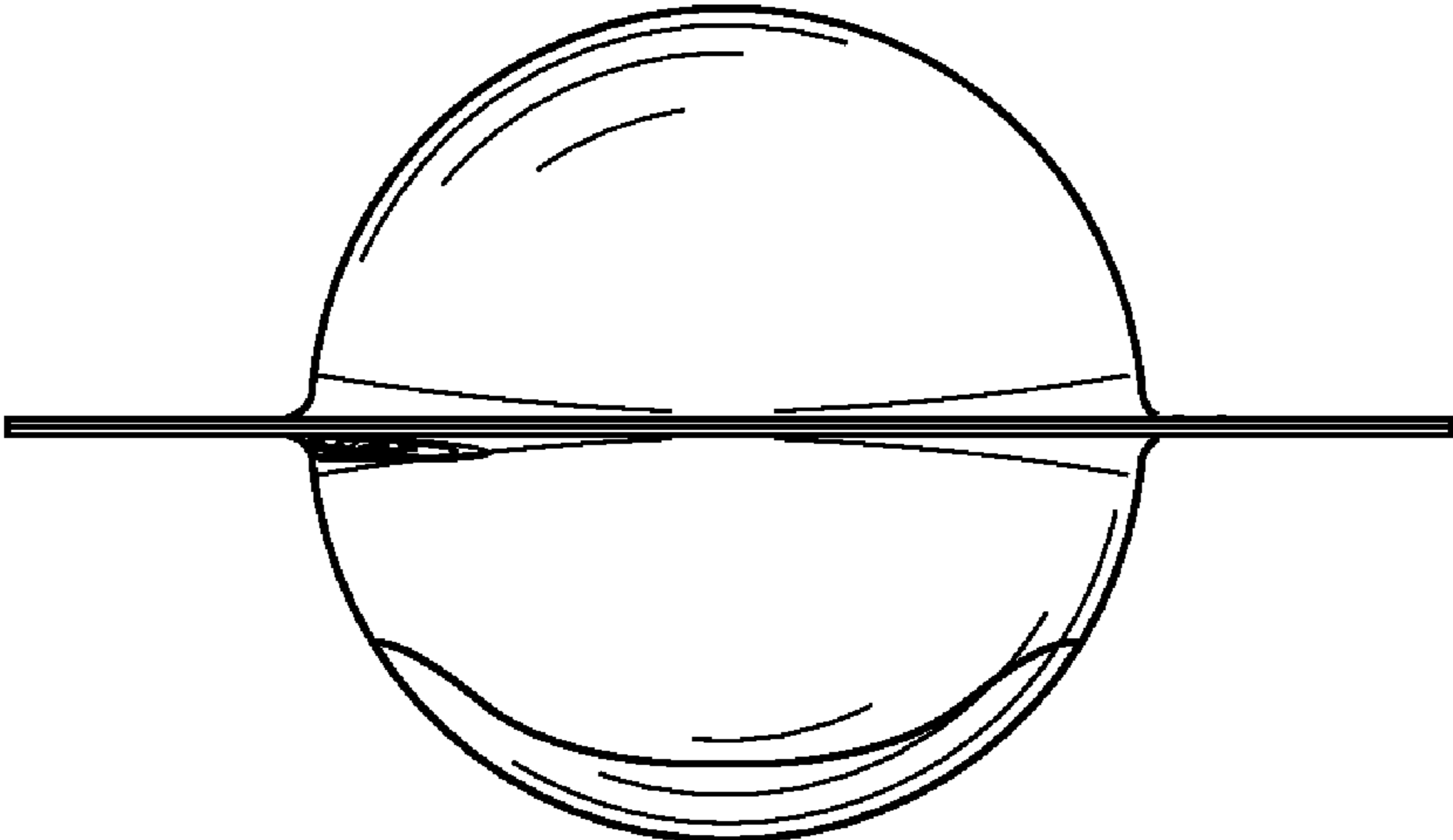
**FIG. 3**



**FIG. 4**



**FIG. 5**



**FIG. 6**