



US00D655447S

(12) **United States Design Patent**
Sabernig

(10) **Patent No.:** **US D655,447 S**

(45) **Date of Patent:** **** Mar. 6, 2012**

(54) **LIGHT FIXTURE**

(75) Inventor: **Robert Sabernig**, Munster (AT)

(73) Assignee: **EGLO Leuchten GmbH**, Innsbruck (AT)

(**) Term: **14 Years**

(21) Appl. No.: **29/392,094**

(22) Filed: **May 17, 2011**

(51) **LOC (9) Cl.** **26-99**

(52) **U.S. Cl.** **D26/113; D26/83**

(58) **Field of Classification Search** D26/76,
D26/80-86, 89, 113; 362/147, 404-408,
362/432

See application file for complete search history.

(56) **References Cited**

U.S. PATENT DOCUMENTS

2,790,894	A	*	4/1957	Zingone	362/429
D220,580	S	*	4/1971	Edenberg	D26/80
3,745,327	A	*	7/1973	Lowery et al.	362/227
D270,377	S	*	8/1983	Maguire	D26/75
D359,374	S	*	6/1995	Weinstock	D26/80
D397,486	S	*	8/1998	Engle et al.	D26/87
D578,246	S	*	10/2008	Levine	D26/113
D578,703	S	*	10/2008	Levine	D26/113

D582,601	S	*	12/2008	Levine	D26/113
D595,887	S	*	7/2009	Blom	D26/76
D620,174	S	*	7/2010	Sabernig	D26/83
D626,273	S	*	10/2010	Verelst	D26/85
D629,554	S	*	12/2010	Gielen	D26/76

* cited by examiner

Primary Examiner — Clare E Heflin

(74) *Attorney, Agent, or Firm* — Baker & McKenzie LLP

(57) **CLAIM**

The ornamental design for a light fixture, as shown and described.

DESCRIPTION

FIG. 1 is a perspective view of a light fixture in accordance with my design;

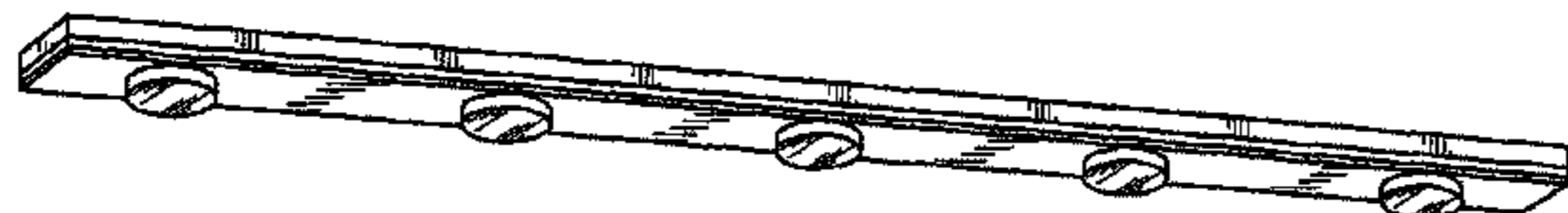
FIG. 2 is a top plan view of the light fixture in accordance with my design;

FIG. 3 is a bottom plan view of the light fixture in accordance with my design;

FIG. 4 is a front elevation view of the light fixture in accordance with my design, the opposite view being a mirror image of that shown; and,

FIG. 5 is a side elevation view of the light fixture in accordance with my design, the opposite view being a mirror image of that shown.

1 Claim, 1 Drawing Sheet






Fig.1




Fig.2



Fig.3

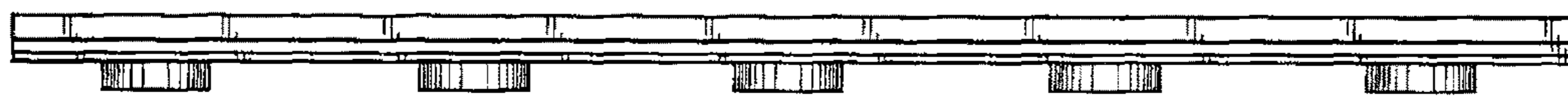


Fig.4



Fig.5