



US00D655443S

(12) **United States Design Patent**  
**Sabernig**

(10) **Patent No.:** **US D655,443 S**  
(45) **Date of Patent:** **\*\* Mar. 6, 2012**

(54) **LIGHT FIXTURE**

(75) Inventor: **Robert Sabernig**, Munster (AT)

(73) Assignee: **EGLO Leuchten GmbH**, Innsbruck (AT)

(\*\*) Term: **14 Years**

(21) Appl. No.: **29/391,924**

(22) Filed: **May 13, 2011**

(51) **LOC (9) Cl.** ..... **26-99**

(52) **U.S. Cl.** ..... **D26/113; D26/83**

(58) **Field of Classification Search** ..... D26/76,  
D26/80-86, 89, 113; 362/147, 404-408,  
362/432

See application file for complete search history.

(56) **References Cited**

**U.S. PATENT DOCUMENTS**

D152,889	S	*	3/1949	Kuhler	.....	D26/85
2,790,894	A	*	4/1957	Zingone	.....	362/429
D212,722	S	*	11/1968	Kahn	.....	D26/76
D220,580	S	*	4/1971	Edenberg	.....	D26/80
3,745,327	A	*	7/1973	Lowery et al.	.....	362/227
D234,621	S	*	3/1975	Muller	.....	D26/80
4,385,346	A	*	5/1983	Spicer	.....	362/382
D298,360	S	*	11/1988	Dacanay et al.	.....	D26/85
D570,004	S	*	5/2008	Hawkins et al.	.....	D26/25
D578,246	S	*	10/2008	Levine	.....	D26/113
D578,703	S	*	10/2008	Levine	.....	D26/113
D582,601	S	*	12/2008	Levine	.....	D26/113
D620,174	S	*	7/2010	Sabernig	.....	D26/83



**OTHER PUBLICATIONS**

All "TALO" bath bars shown on pp. 111 and 112 of the Eurofase Illuminations Catalog © 2009. (2 pages).\*

All "PANNELLI" vanity fixtures shown on p. 29 of the Alico Industries, Inc. catalog © 2008. (2 pages).\*

\* cited by examiner

*Primary Examiner* — Clare E Heflin

(74) *Attorney, Agent, or Firm* — Baker & McKenzie LLP

(57) **CLAIM**

The ornamental design for a light fixture, as shown and described.

**DESCRIPTION**

FIG. 1 is a perspective view of a light fixture in accordance with my design;

FIG. 2 is a top plan view of the light fixture in accordance with my design;

FIG. 3 is a bottom plan view of the light fixture in accordance with my design;

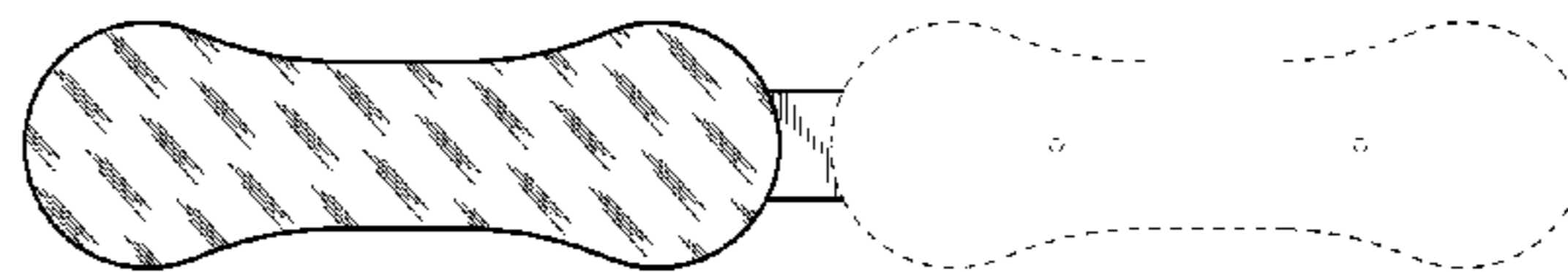
FIG. 4 is a front elevation view of the light fixture in accordance with my design, the opposite view being a mirror image of that shown; and,

FIG. 5 is a side elevation view of the light fixture in accordance with my design, the opposite view being a mirror image of that shown.

The portions of the light fixture shown broken away in FIGS. 1-4 are to depict nonspecific length.

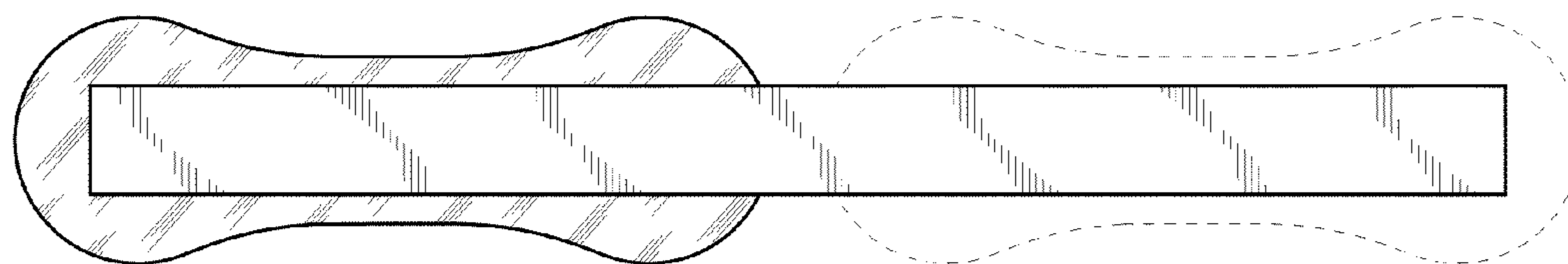
The broken-line disclosure of elements is understood to represent portions of the article in which the design is embodied, but which form no part of the claimed design.

**1 Claim, 1 Drawing Sheet**

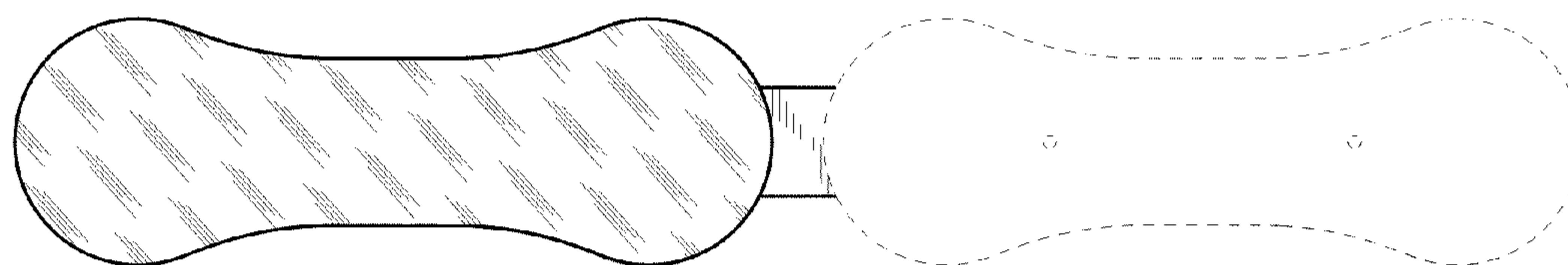




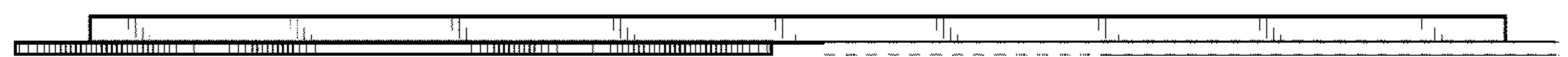
*Fig.1*



*Fig.2*



*Fig.3*



*Fig.4*



*Fig.5*