



US00D655441S

(12) **United States Design Patent**
Sabernig

(10) **Patent No.:** **US D655,441 S**

(45) **Date of Patent:** **** Mar. 6, 2012**

(54) **LIGHT FIXTURE**

(75) Inventor: **Robert Sabernig**, Munster (AT)

(73) Assignee: **EGLO Leuchten GmbH**, Innsbruck (AT)

(**) Term: **14 Years**

(21) Appl. No.: **29/389,076**

(22) Filed: **Apr. 6, 2011**

(51) **LOC (9) Cl.** **26-03**

(52) **U.S. Cl.** **D26/88**

(58) **Field of Classification Search** D26/76,
D26/80-86, 88, 89, 113; 362/147, 404-408,
362/432

See application file for complete search history.

(56) **References Cited**

U.S. PATENT DOCUMENTS

D165,738 S *	1/1952	Brochstein	D26/85
D336,352 S *	6/1993	Dieperink et al.	D26/76
D394,726 S *	5/1998	Crosby	D26/85
D455,516 S *	4/2002	Casciani et al.	D26/76
D481,149 S *	10/2003	Engel	D26/76
D505,221 S *	5/2005	Hetfield	D26/76
D520,172 S *	5/2006	Engel	D26/76
D532,143 S *	11/2006	Woertler	D26/80
D561,926 S *	2/2008	Salman	D26/76
D564,127 S *	3/2008	Pandorf et al.	D26/118
D584,848 S *	1/2009	Menke	D26/88
D585,581 S *	1/2009	Purcell	D26/85
D595,890 S *	7/2009	Sabernig	D26/88
D597,242 S *	7/2009	Purcell	D26/76
D604,001 S *	11/2009	Thun	D26/76

D616,138 S *	5/2010	Lasthein et al.	D26/76
D626,281 S *	10/2010	Mark	D26/113
D634,054 S *	3/2011	Janssen	D26/89

OTHER PUBLICATIONS

Contempra Pendant—Model#E22124-10 on p. 179; Model#E22127-10 on p. 180; and Model#E22123-10 on p. 182. All from the ET2 Lighting 2007 Catalog. (4 pages).*

* cited by examiner

Primary Examiner — Clare E Heflin

(74) *Attorney, Agent, or Firm* — Baker & McKenzie LLP

(57) **CLAIM**

The ornamental design for a light fixture, as shown and described.

DESCRIPTION

FIG. 1 is a perspective view of a light fixture in accordance with my design;

FIG. 2 is a top plan view of the light fixture in accordance with my design;

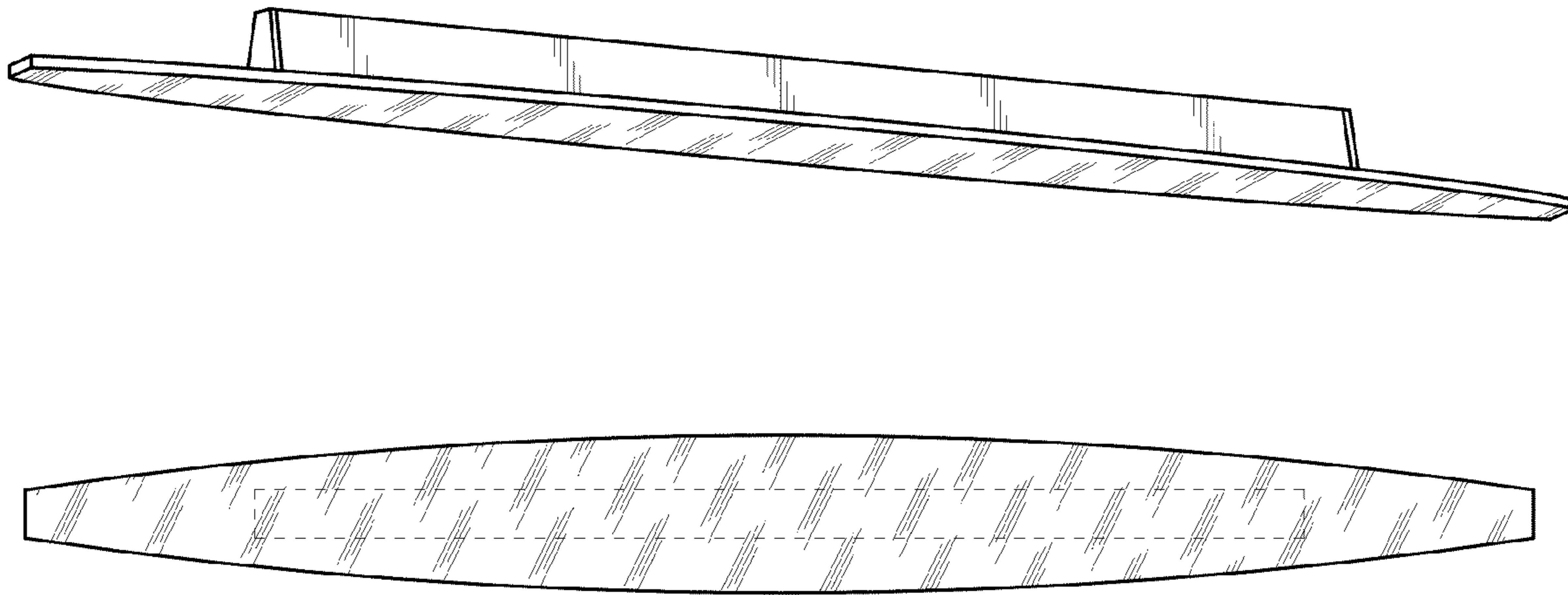
FIG. 3 is a bottom plan view of the light fixture in accordance with my design;

FIG. 4 is a front elevation view of the light fixture in accordance with my design, the opposite view being a mirror image of that shown; and,

FIG. 5 is a side elevation view of the light fixture in accordance with my design, the opposite view being a mirror image of that shown.

The broken-line disclosure of elements is understood to represent portions of the article in which the design is embodied, but which form no part of the claimed design.

1 Claim, 1 Drawing Sheet






Fig.1

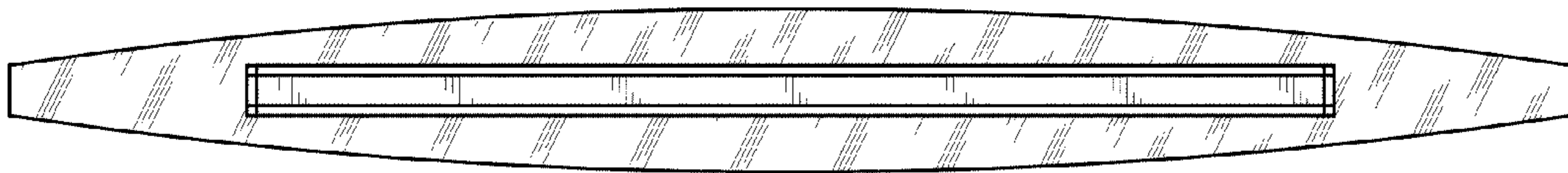


Fig.2




Fig.3



Fig.4

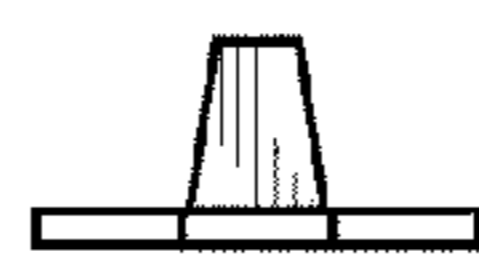


Fig.5