



US00D655438S

(12) **United States Design Patent**
Sabernig

(10) **Patent No.:** **US D655,438 S**
(45) **Date of Patent:** **** Mar. 6, 2012**

(54) **LIGHT FIXTURE**

(75) Inventor: **Robert Sabernig**, Munster (AT)
(73) Assignee: **EGLO Leuchten GmbH**, Innsbruck (AT)

(**) Term: **14 Years**

(21) Appl. No.: **29/391,921**

(22) Filed: **May 13, 2011**

(51) **LOC (9) Cl.** **26-03**

(52) **U.S. Cl.** **D26/83; D26/86**

(58) **Field of Classification Search** D26/76,
D26/80-86, 89, 113; 362/147, 404-408,
362/432

See application file for complete search history.

(56) **References Cited**

U.S. PATENT DOCUMENTS

D152,889	S	*	3/1949	Kuhler	D26/85
2,790,894	A	*	4/1957	Zingone	362/429
D212,722	S	*	11/1968	Kahn	D26/76
3,745,327	A	*	7/1973	Lowery et al.	362/227
4,385,346	A	*	5/1983	Spicer	362/382
D374,737	S	*	10/1996	Can	D26/80
D570,004	S	*	5/2008	Hawkins et al.	D26/80
D578,246	S	*	10/2008	Levine	D26/113
D578,703	S	*	10/2008	Levine	D26/113
D582,601	S	*	12/2008	Levine	D26/113
D613,896	S	*	4/2010	Chandler	D26/86
D620,174	S	*	7/2010	Sabernig	D26/83

OTHER PUBLICATIONS

All Pannelli vanity fixtures shown on p. 29 of the Alico Industries Catalog © 2008.(2 pages includes rear cover of catalog).*

* cited by examiner

Primary Examiner — Clare E Heflin

(74) *Attorney, Agent, or Firm* — Baker & McKenzie LLP

(57) **CLAIM**

The ornamental design for a light fixture, as shown and described.

DESCRIPTION

FIG. 1 is a perspective view of a light fixture in accordance with my design;

FIG. 2 is a top plan view of the light fixture in accordance with my design;


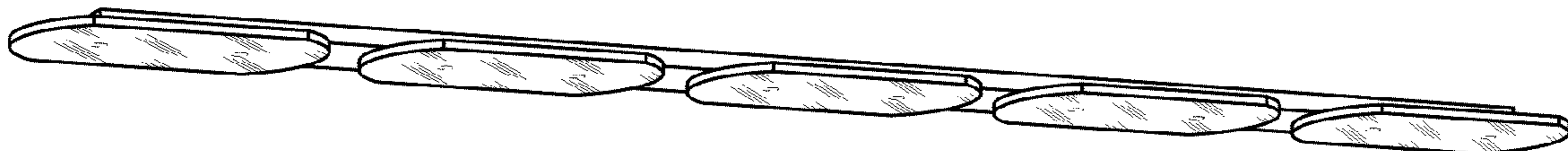
FIG. 3 is a bottom plan view of the light fixture in accordance with my design;

FIG. 4 is a front elevation view of the light fixture in accordance with my design, the opposite view being a mirror image of that shown; and,

FIG. 5 is a side elevation view of the light fixture in accordance with my design, the opposite view being a mirror image of that shown.

The broken-line disclosure of elements is understood to represent portions of the article in which the design is embodied, but which form no part of the claimed design.

1 Claim, 1 Drawing Sheet



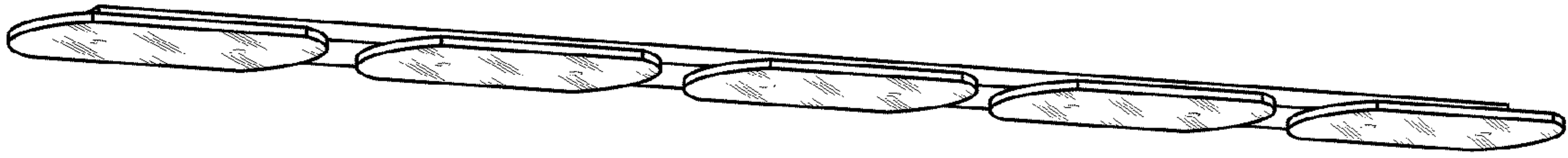


Fig.1

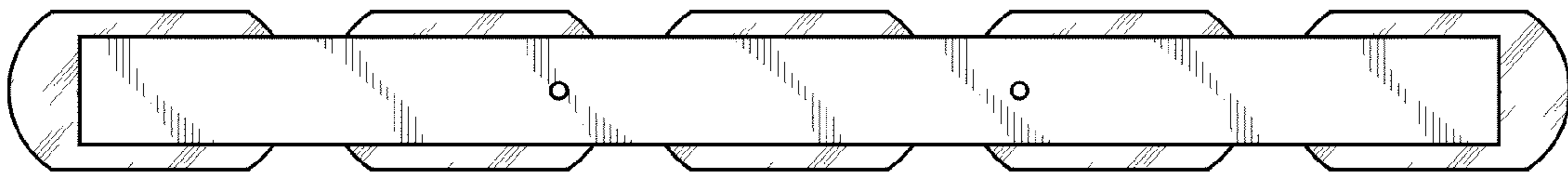


Fig.2




Fig.3



Fig.4

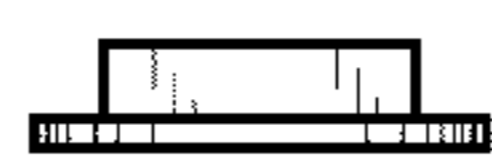


Fig.5