



US00D655417S

(12) **United States Design Patent**
Naumann et al.

(10) **Patent No.:** **US D655,417 S**

(45) **Date of Patent:** **** *Mar. 6, 2012**

(54) **HEARING INSTRUMENT**

(75) Inventors: **Frank Naumann**, Erlangen (DE);
Tobias Reese, Fuerth (DE)

(73) Assignee: **Siemens Medical Instruments Pte. Ltd.**, Singapore (SG)

(*) Notice: This patent is subject to a terminal disclaimer.

(**) Term: **14 Years**

(21) Appl. No.: **29/387,074**

(22) Filed: **Mar. 9, 2011**

(30) **Foreign Application Priority Data**

Sep. 10, 2010 (EM) 001233761

(51) **LOC (9) Cl.** **24-99**

(52) **U.S. Cl.** **D24/174**

(58) **Field of Classification Search** D24/173-175,
D24/151; D14/205, 223, 224, 249; 381/23.1,
381/312, 322-324, 328-330
See application file for complete search history.

(56) **References Cited**

U.S. PATENT DOCUMENTS

D506,258 S * 6/2005 Nielsen D24/174
D532,520 S * 11/2006 Kampmeier et al. D24/174
D546,455 S * 7/2007 Darbut et al. D24/174
D568,480 S * 5/2008 Lockenwitz D24/174

D595,856 S * 7/2009 Tronza D24/174
D608,449 S * 1/2010 Cano et al. D24/174
D612,943 S * 3/2010 Bailey et al. D24/174
D618,805 S * 6/2010 Hindhede D24/174
D634,848 S * 3/2011 Brimhall et al. D24/174
D635,263 S * 3/2011 Meinertz D24/174
2009/0279727 A1* 11/2009 Brimhall et al. 381/323
2011/0013795 A1* 1/2011 Takeda et al. 381/322

* cited by examiner

Primary Examiner — Anhdao Doan

(74) *Attorney, Agent, or Firm* — Laurence A. Greeberg;
Werner H. Stemer; Ralph E. Locher

(57) **CLAIM**

The ornamental design for a hearing instrument, as shown and described.

DESCRIPTION

FIG. 1 is a front view of a hearing instrument showing our new design;

FIG. 2 is a rear view thereof;

FIG. 3 is a top view thereof;

FIG. 4 is a bottom view thereof;

FIG. 5 is a left side view thereof;

FIG. 6 is a right side view thereof; and,

FIG. 7 is a top perspective view thereof.

The broken lines in FIGS. 2 and 3 views are included for the purpose of illustrating portions of the hearing instrument that form no part of the claimed design.

1 Claim, 7 Drawing Sheets

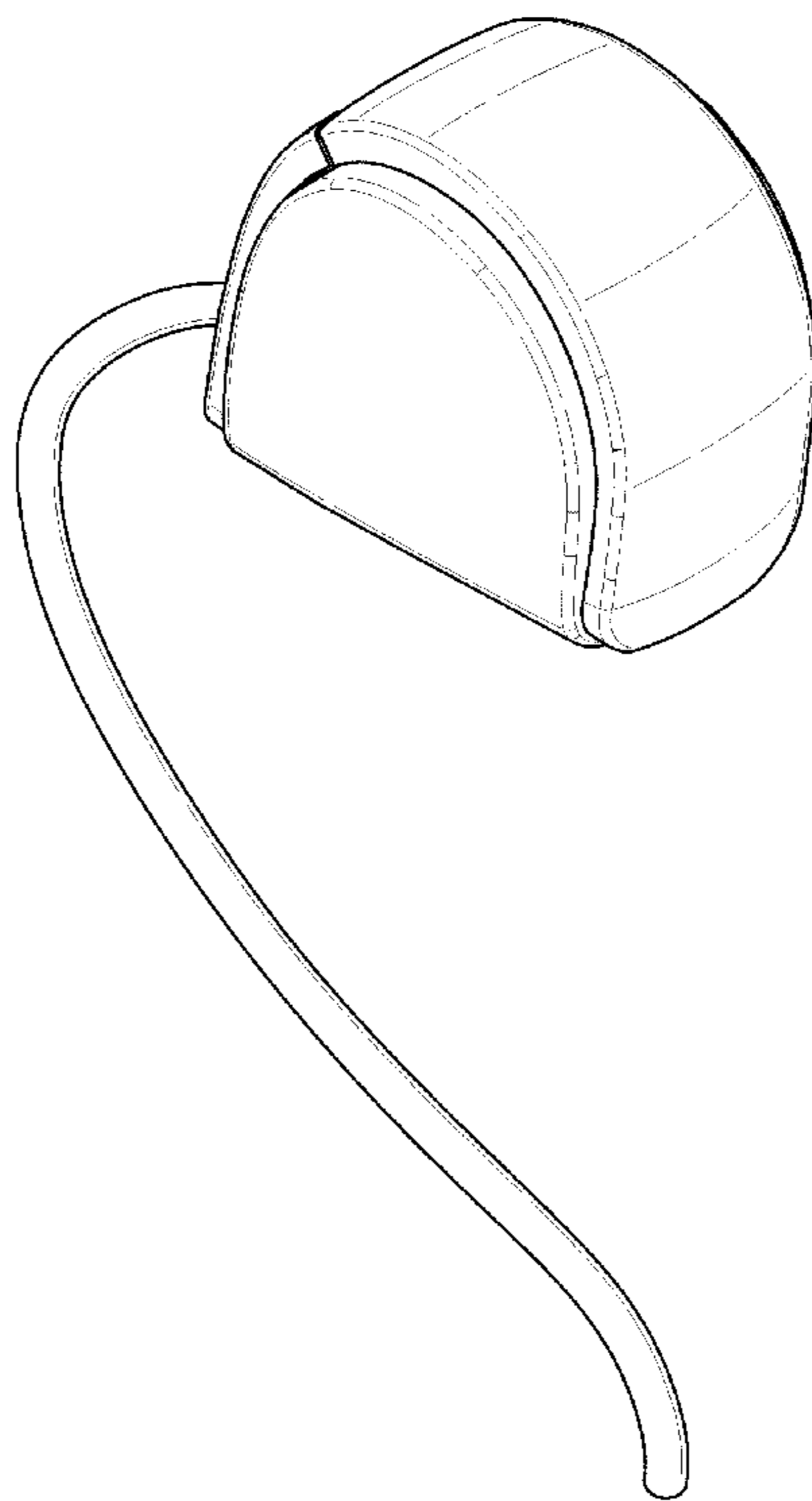


FIG. 1

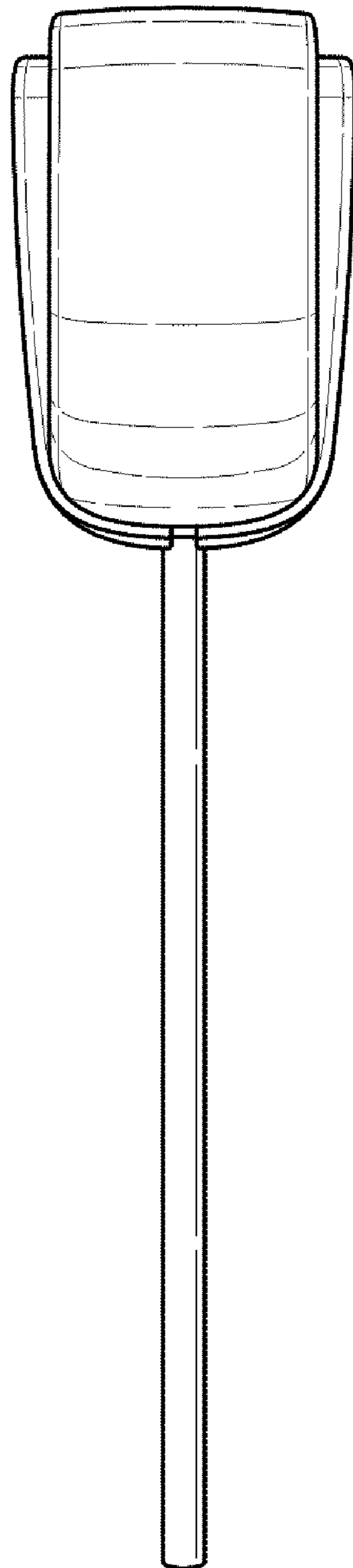


FIG 2

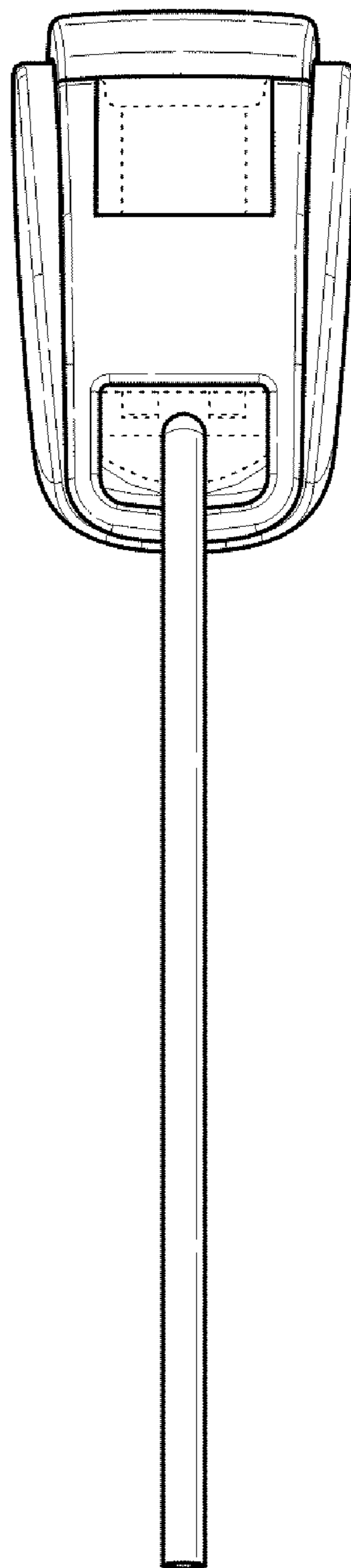


FIG 3

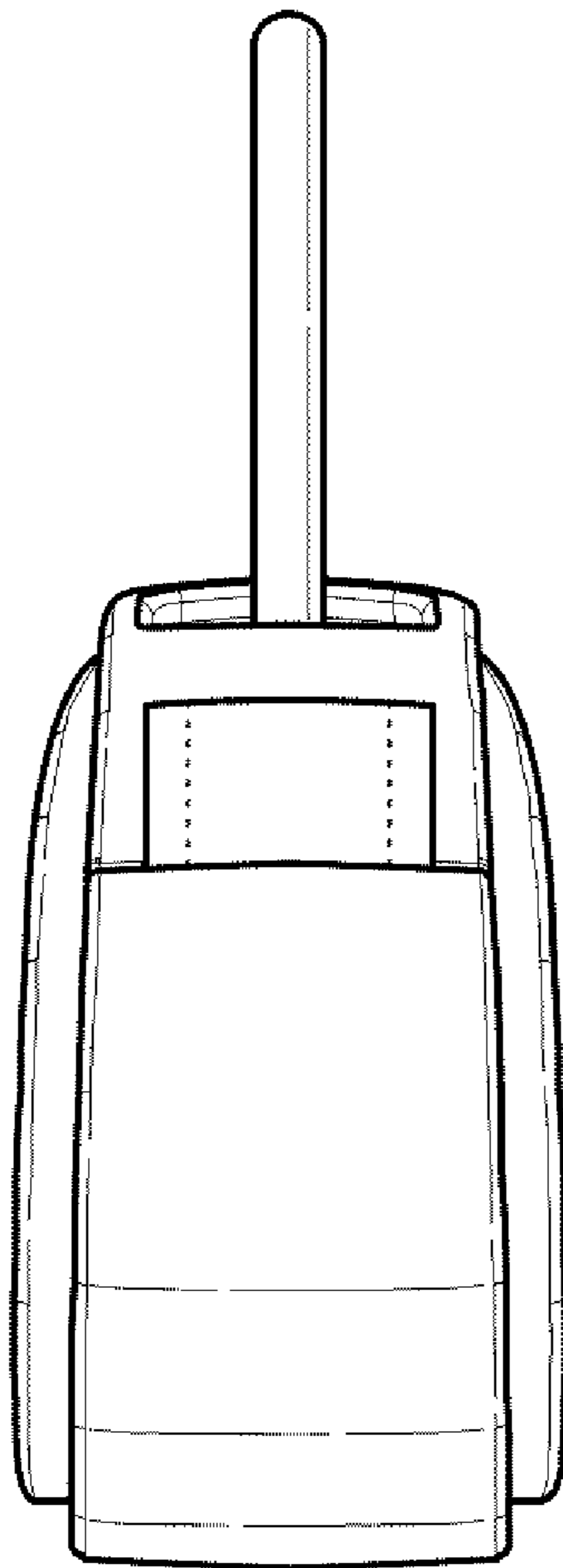


FIG. 4

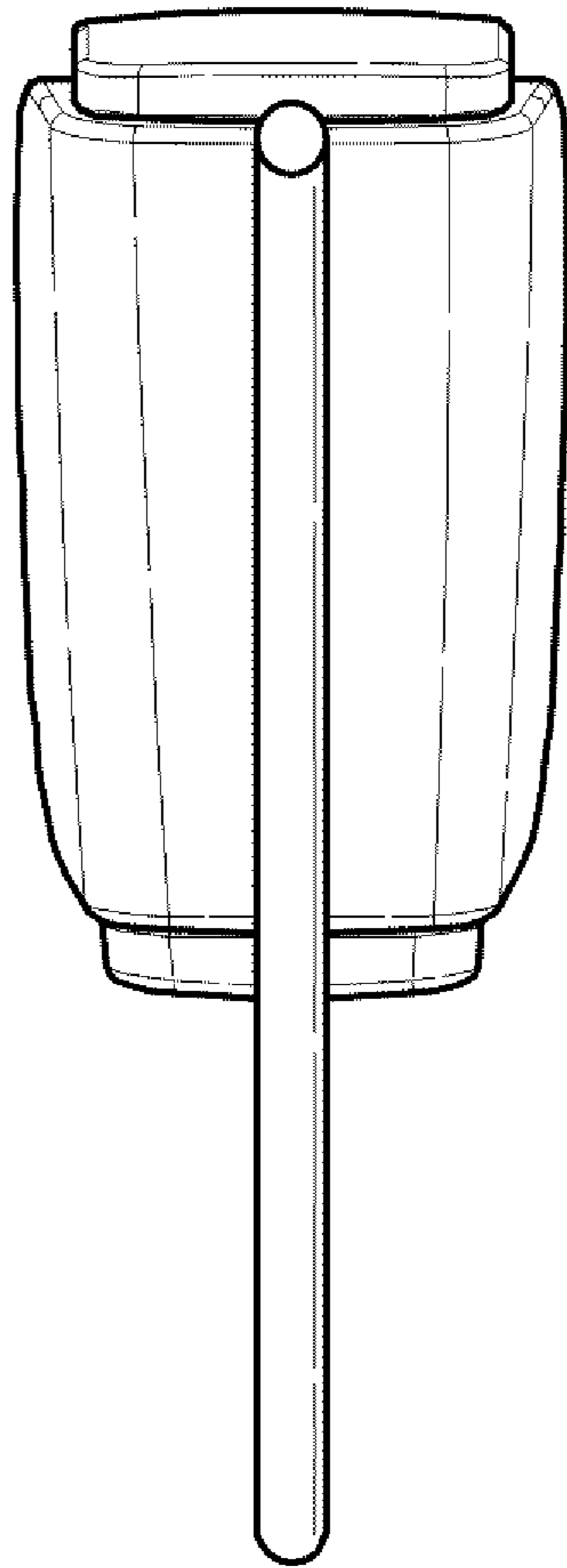


FIG. 5

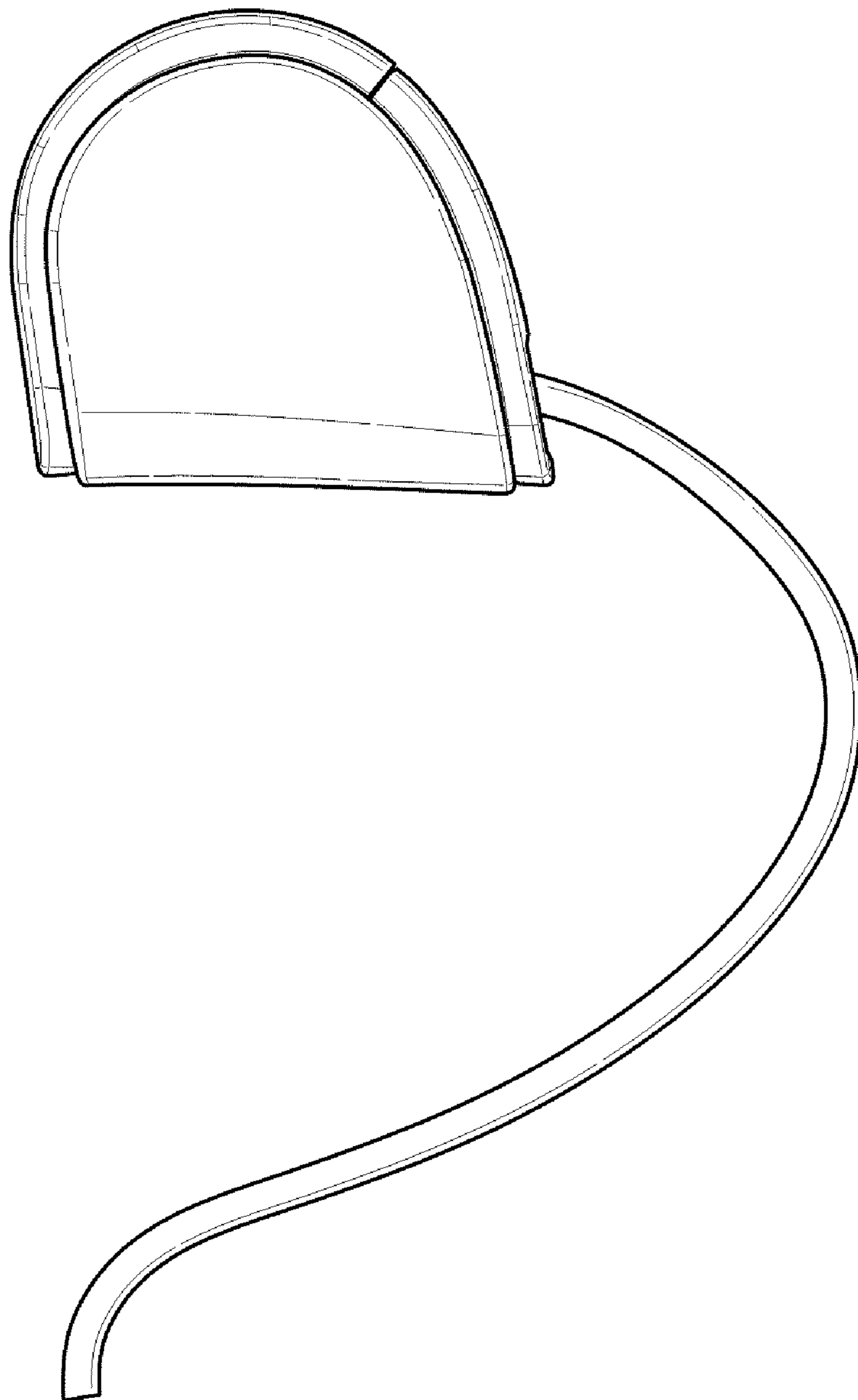


FIG. 6

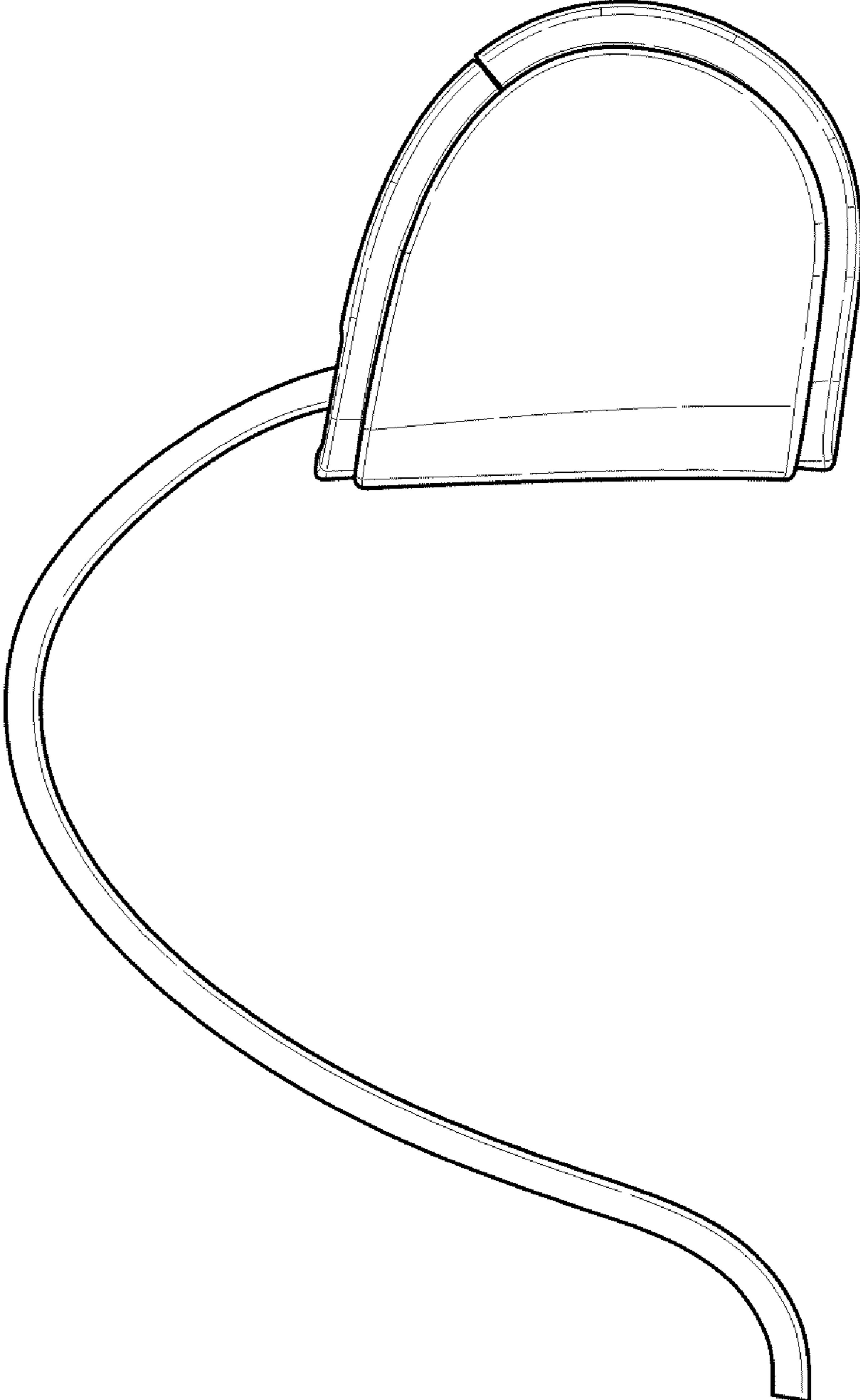


FIG. 7

