



US00D655380S

(12) **United States Design Patent**
Taylor

(10) **Patent No.:** **US D655,380 S**

(45) **Date of Patent:** **** Mar. 6, 2012**

(54) **HANDHELD BIDET AND DOUCHE NOZZLE**

(75) Inventor: **Michael Cameron Taylor**, Bakersfield, CA (US)

(73) Assignee: **Michael C. Taylor**, Bakersfield, CA (US)

(**) Term: **14 Years**

(21) Appl. No.: **29/348,957**

(22) Filed: **Feb. 24, 2010**

(51) **LOC (9) Cl.** **23-01**

(52) **U.S. Cl.** **D23/213; D23/223; D24/111**

(58) **Field of Classification Search** **D23/213, D23/223; 4/447-448, 420.1, 420.4; D24/111**
See application file for complete search history.

(56) **References Cited**

U.S. PATENT DOCUMENTS

2,610,627	A *	9/1952	Watt et al.	604/84
3,487,828	A *	1/1970	Troy	601/162
D257,537	S *	11/1980	Chow et al.	D23/226
4,696,673	A *	9/1987	Ledin-Bonevik	604/150
5,063,618	A *	11/1991	Souka	4/420.4
D346,212	S *	4/1994	Hosl	D24/111
D359,118	S *	6/1995	Nates	D24/112
D447,556	S *	9/2001	Clifton	D24/108
D544,094	S *	6/2007	Kustasz	D24/111

D544,571	S *	6/2007	De Alba	D23/223
D544,572	S *	6/2007	De Alba	D23/223
D581,519	S *	11/2008	Schrag	D24/108
D582,003	S *	12/2008	Dorris	D23/213
D592,730	S *	5/2009	Restive et al.	D23/213
D621,472	S *	8/2010	Falls	D23/213

* cited by examiner

Primary Examiner — Robin V Webster

(74) *Attorney, Agent, or Firm* — Roland Tong

(57) **CLAIM**

The ornamental design for a handheld bidet and douche nozzle, as shown and described.

DESCRIPTION

FIG. 1 is substantially a perspective view of the handheld bidet and douche nozzle of the present invention.

FIG. 2 is substantially a right side view of the handheld bidet and douche nozzle shown in FIG. 1.

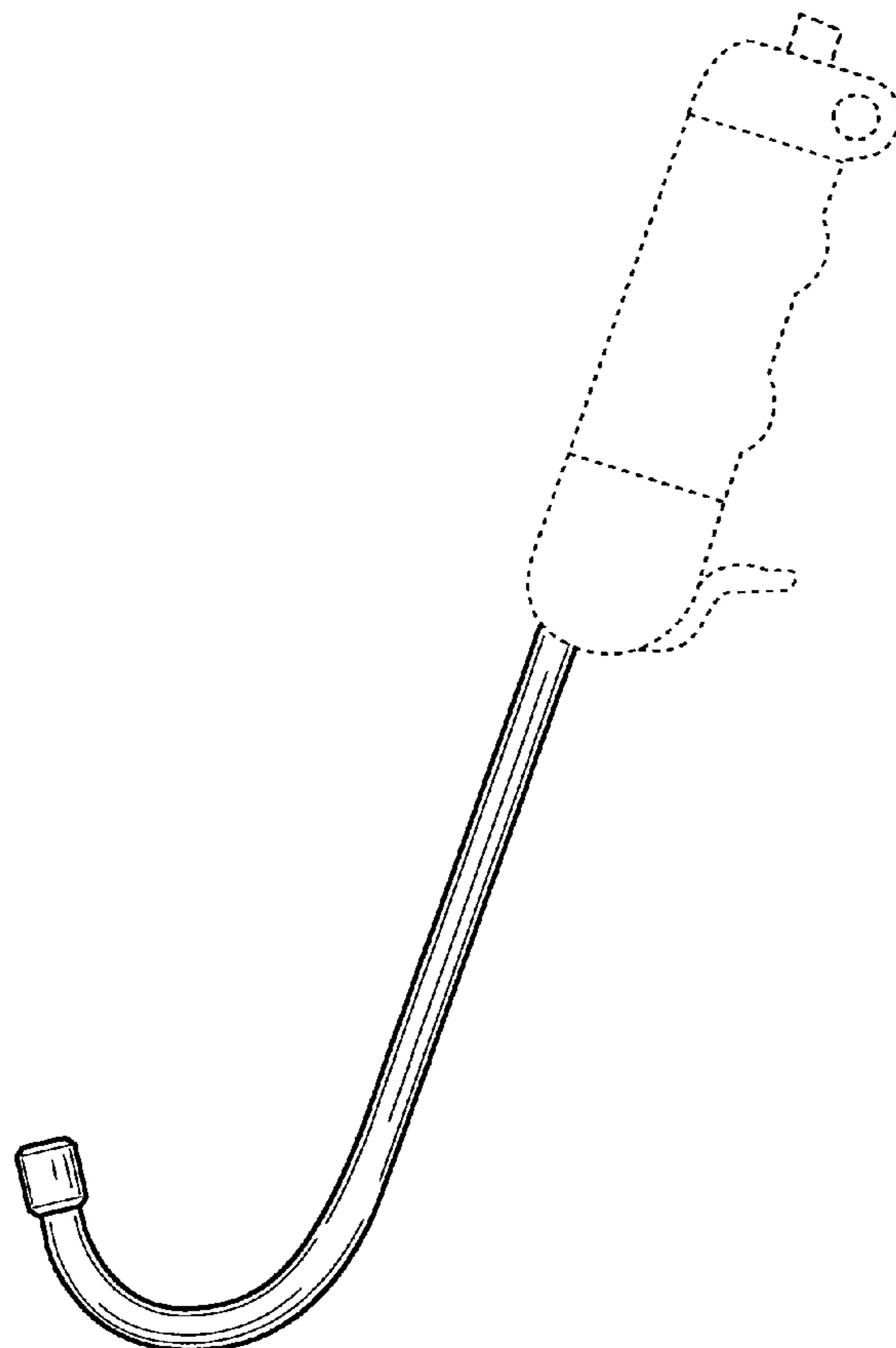
FIG. 3 is substantially a left side view of the handheld bidet and douche nozzle shown in FIG. 1.

FIG. 4 is substantially a front elevational view of the handheld bidet and douche nozzle shown in FIG. 1; and,

FIG. 5 is substantially a rear elevational view of the handheld bidet and douche nozzle shown in FIG. 1.

Broken lines illustrate features or environmental components that are not part of the design sought to be patented.

1 Claim, 4 Drawing Sheets



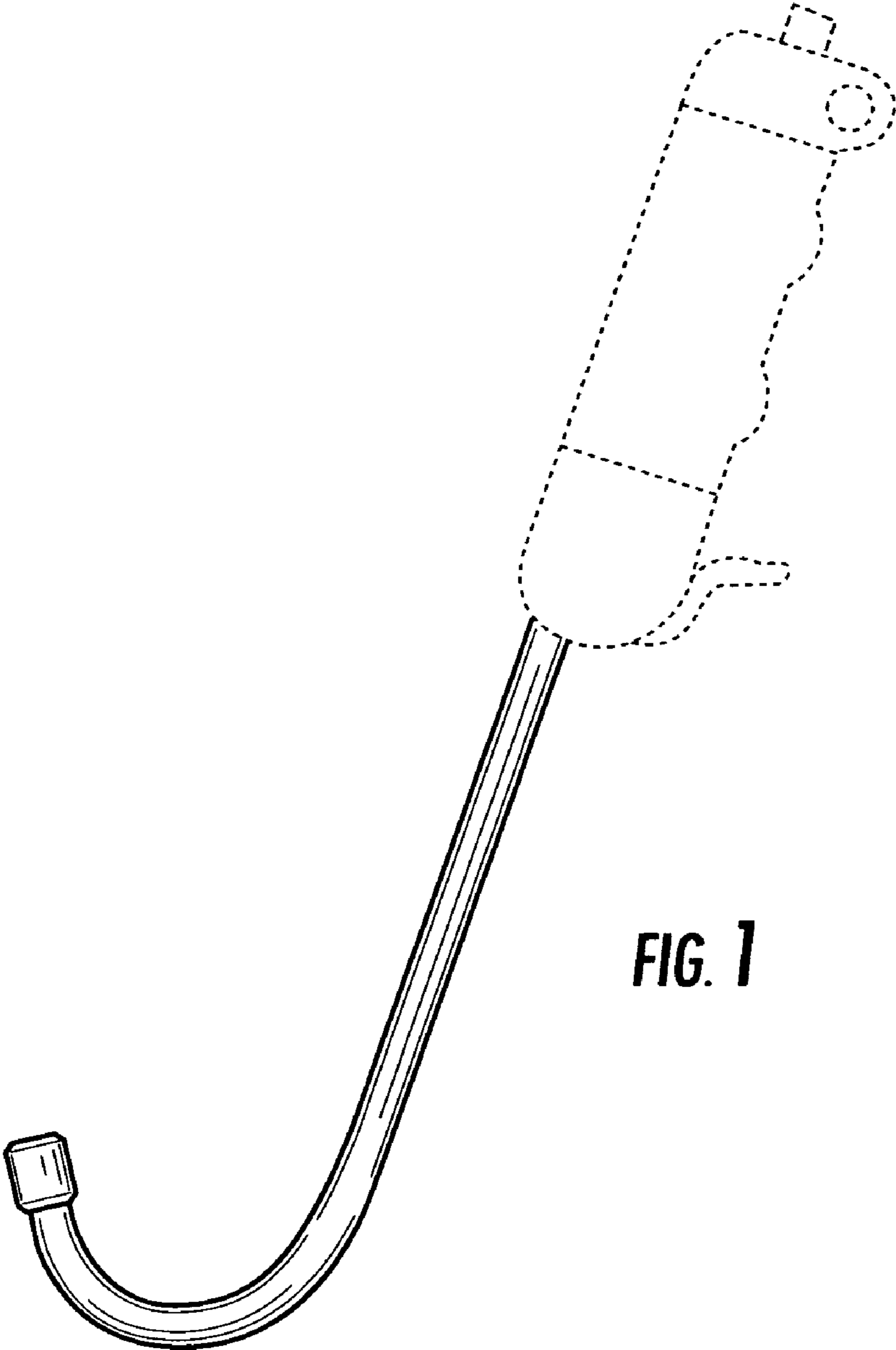


FIG. 1

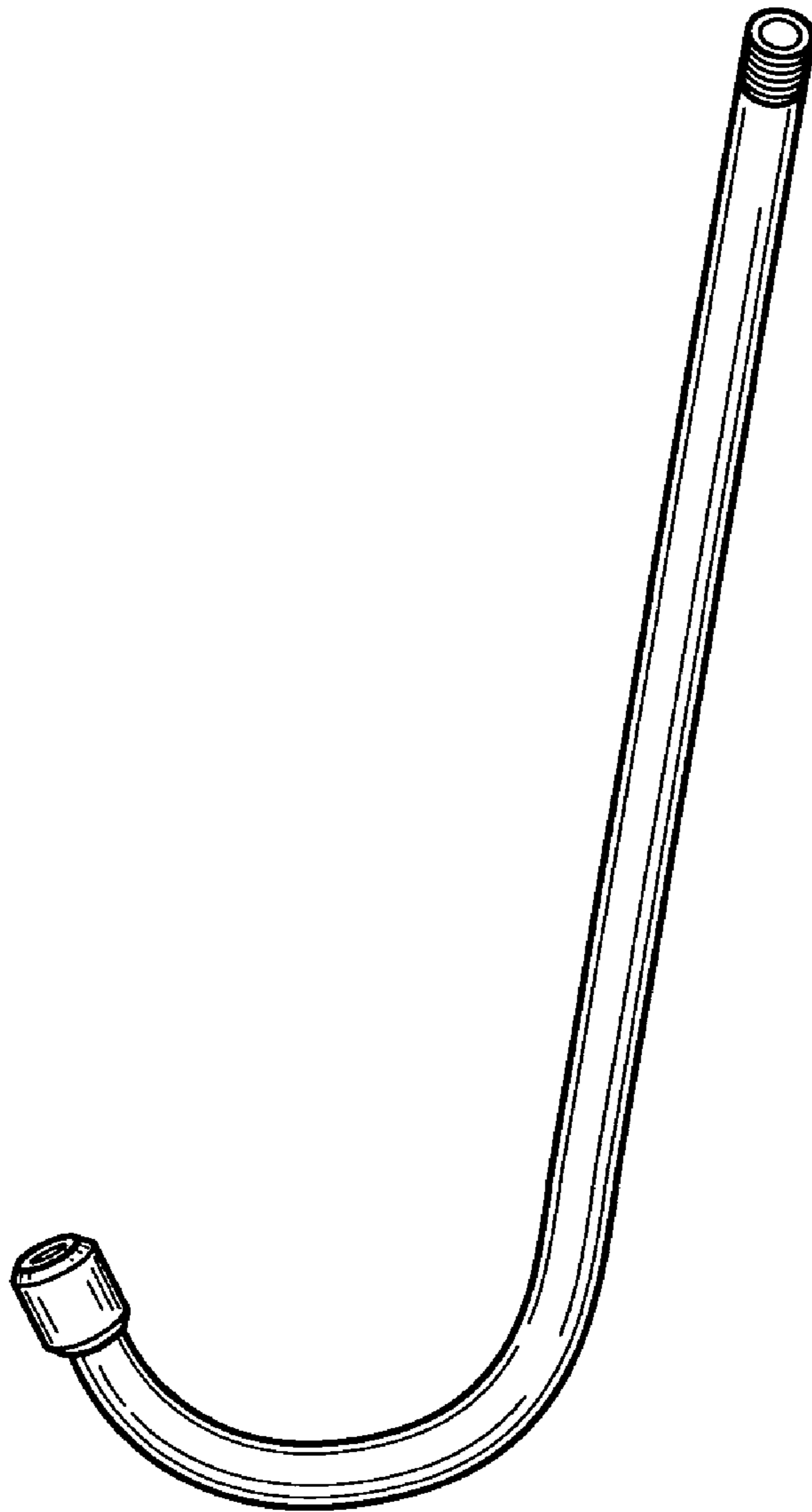


FIG. 2

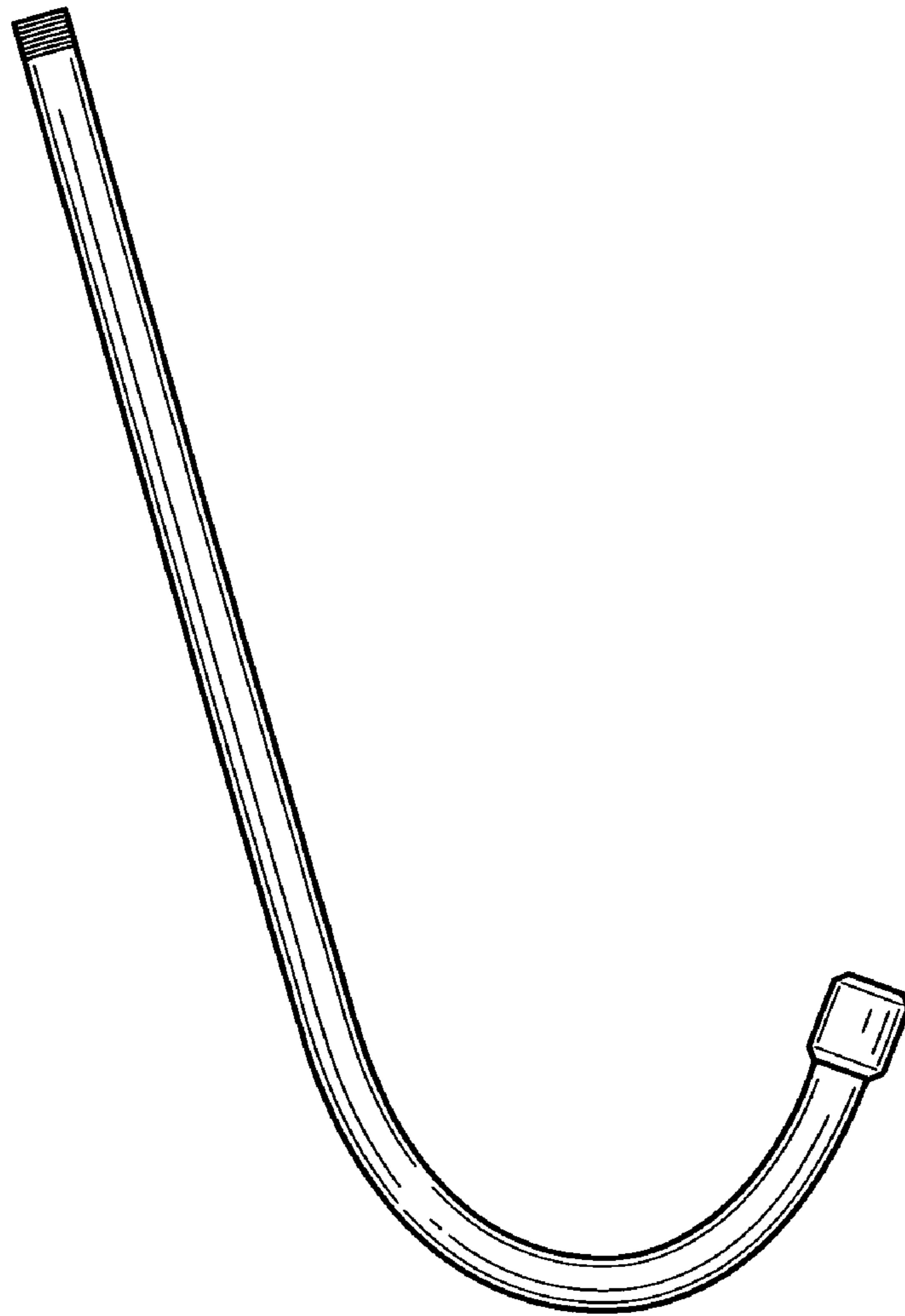


FIG. 3

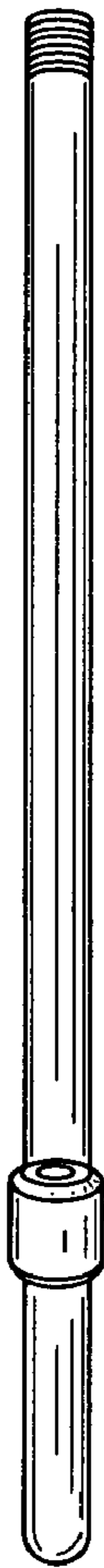


FIG. 4



FIG. 5