



US00D655364S

(12) **United States Design Patent**
Johnston

(10) **Patent No.:** **US D655,364 S**

(45) **Date of Patent:** **** *Mar. 6, 2012**

(54) **BUOYANT ASSISTIVE DEVICE**

(76) Inventor: **Robert Johnston**, Milwaukee, WI (US)

(*) Notice: This patent is subject to a terminal disclaimer.

(**) Term: **14 Years**

(21) Appl. No.: **29/388,333**

(22) Filed: **Mar. 28, 2011**

(51) **LOC (9) Cl.** **29-02**

(52) **U.S. Cl.** **D21/805**

(58) **Field of Classification Search** D21/769-770,
D21/801, 803, 809; 114/253, 345-346; 441/35,
441/40-42, 65-67, 74, 129-132; 472/128-129;
D12/5, 6, 316; D6/392, 596, 601, 604
See application file for complete search history.

(56) **References Cited**

U.S. PATENT DOCUMENTS

3,771,182	A	11/1973	Lind	
5,562,514	A	10/1996	Rowe	
5,571,036	A	11/1996	Hannigan	
5,628,658	A *	5/1997	Clifford	441/130
5,772,484	A	6/1998	Sikorski	
D404,207	S *	1/1999	Rubinstein	D4/113
5,885,123	A	3/1999	Clifford	
6,132,276	A	10/2000	Leemon	
6,148,460	A *	11/2000	Fried et al.	5/661

6,253,400	B1 *	7/2001	Rudt-Sturzenegger et al.	5/655
6,276,979	B1	8/2001	Saltel et al.	
D450,517	S *	11/2001	Darling et al.	D6/601
D537,142	S *	2/2007	Eagan	D21/803
D549,297	S *	8/2007	Eagan	D21/803
7,322,868	B2	1/2008	Ross	
D615,606	S *	5/2010	Eagan	D21/803

* cited by examiner

Primary Examiner — Zenia Bennett

(74) *Attorney, Agent, or Firm* — Absolute Technology Law Group, LLC

(57) **CLAIM**

The ornamental design for a buoyant assistive device, as shown and described.

DESCRIPTION

FIG. 1 is a perspective view of a buoyant assistive device showing my new design;

FIG. 2 is a top view thereof;

FIG. 3 is a bottom view thereof;

FIG. 4 is a front elevational view thereof;

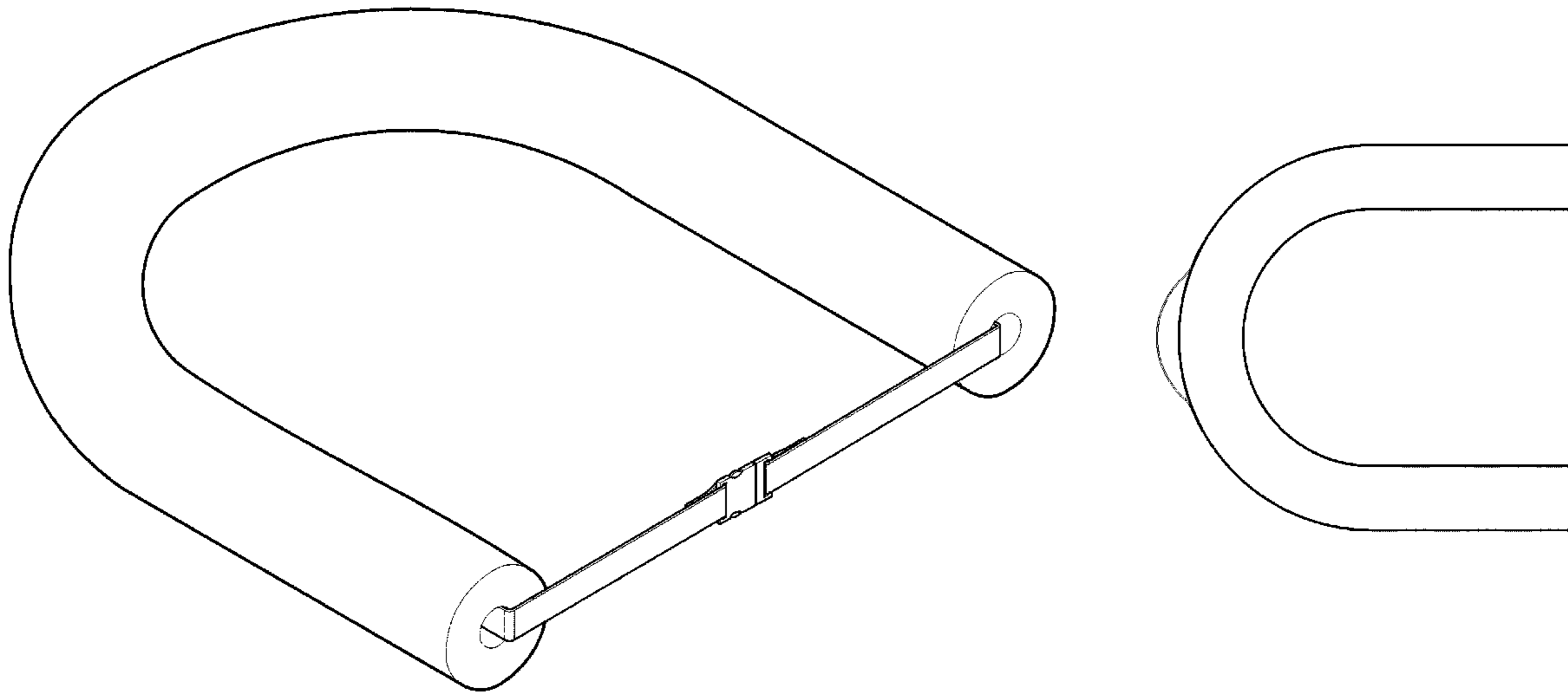
FIG. 5 is a back elevational view thereof;

FIG. 6 is a left side view thereof; and,

FIG. 7 is right side view thereof.

The broken lines shown in FIG. 5 represent stitching and form no part of the claimed design.

1 Claim, 4 Drawing Sheets



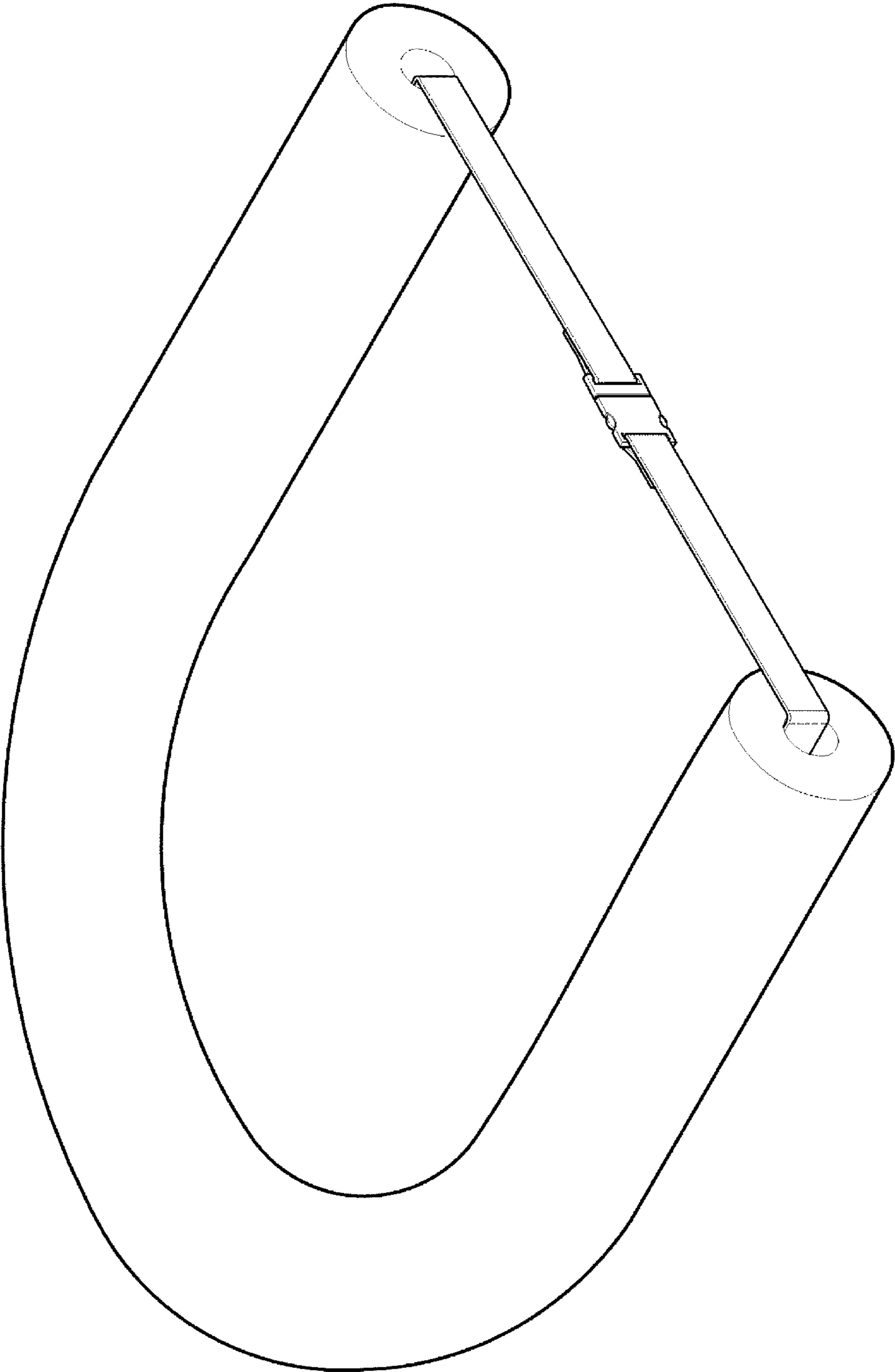


FIG. 1

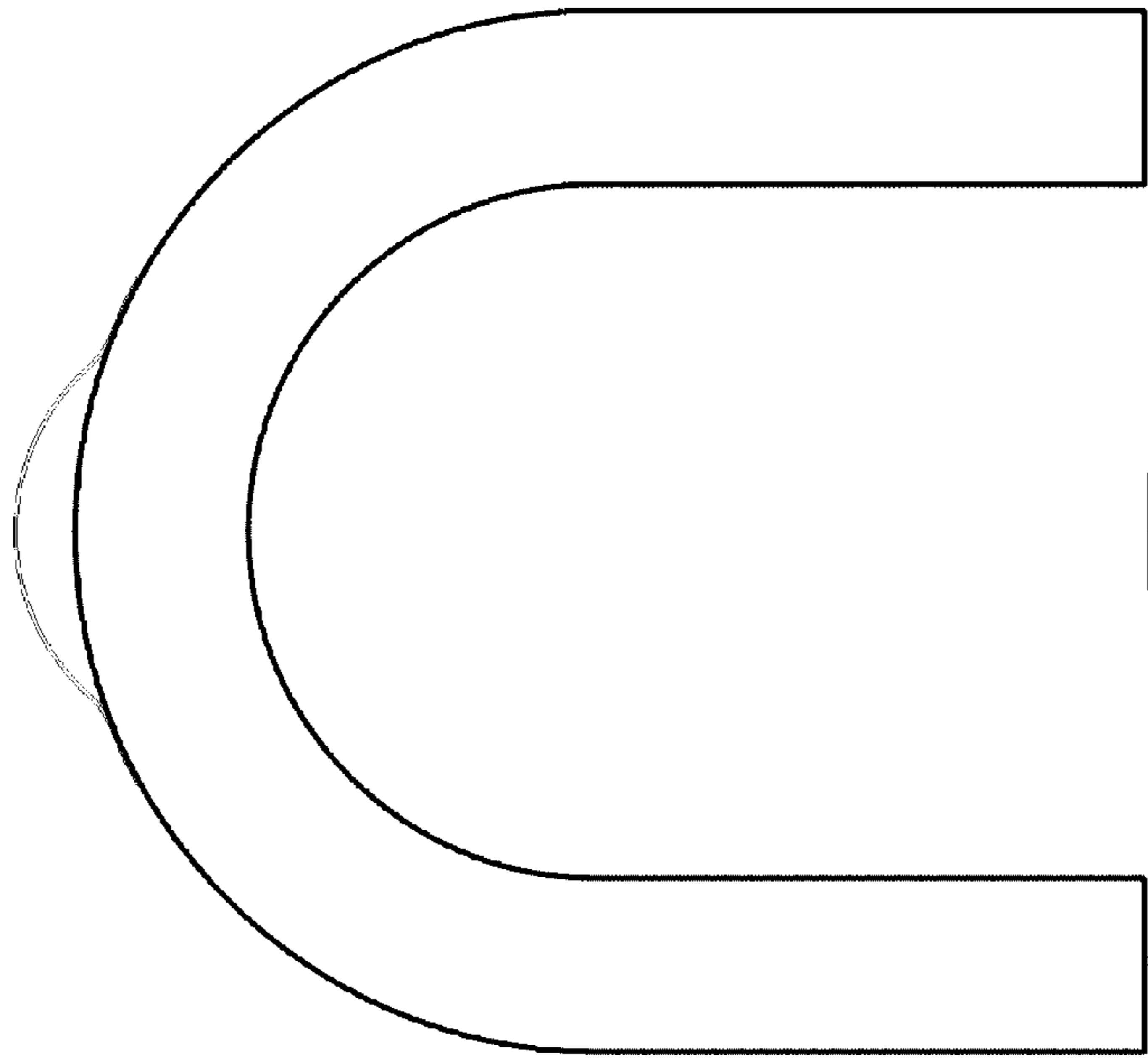


FIG. 2

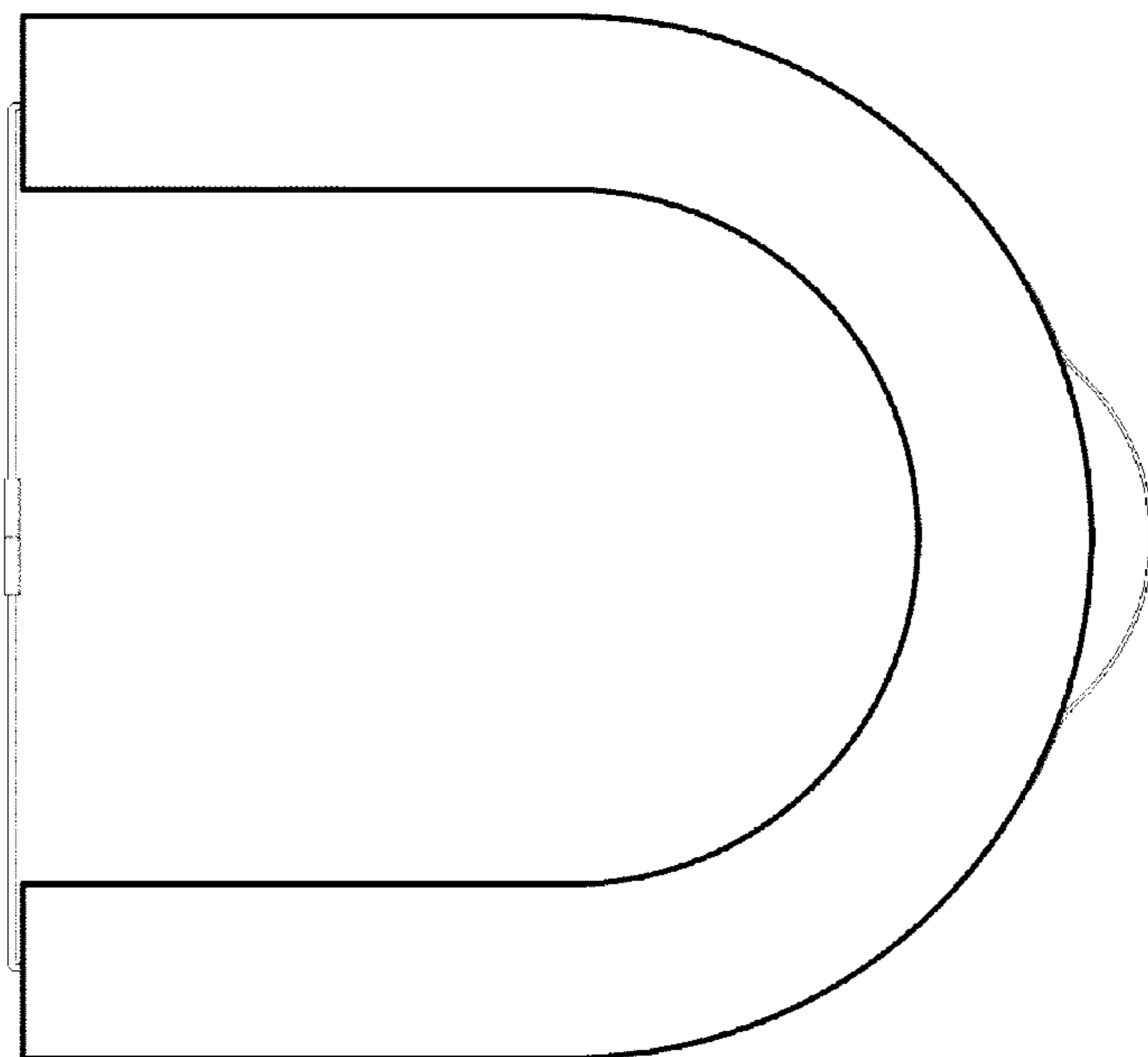


FIG. 3

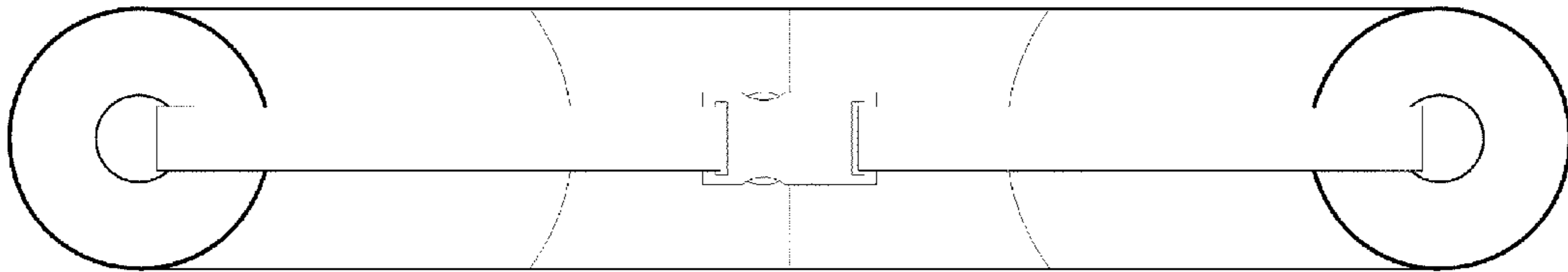


FIG. 4




FIG. 5




FIG. 6




FIG. 7