



US00D655362S

(12) **United States Design Patent**
Morrow et al.

(10) **Patent No.:** **US D655,362 S**
(45) **Date of Patent:** **** Mar. 6, 2012**

(54) **LACROSSE HEAD**
(75) Inventors: **David K. Morrow**, Metamora, MI (US);
Matthew M. Winningham, Royal Oak,
MI (US)

3,591,178 A 7/1971 Milligan et al.
3,644,168 A 2/1972 Bonk et al.
3,702,702 A 11/1972 Hoult
3,788,941 A 1/1974 Kupits
3,822,062 A 7/1974 Tucker et al.
(Continued)

(73) Assignee: **Warrior Sports, Inc.**, Warren, MI (US)

OTHER PUBLICATIONS

(**) Term: **14 Years**

deBeer prior art head.

(21) Appl. No.: **29/399,369**

(Continued)

(22) Filed: **Aug. 12, 2011**

Primary Examiner — Mitchell Siegel

(74) *Attorney, Agent, or Firm* — Warner Norcross & Judd
LLP

Related U.S. Application Data

(62) Division of application No. 29/388,353, filed on Mar.
28, 2011, now Pat. No. Des. 645,530, which is a
division of application No. 29/365,769, filed on Jul.
14, 2010, now Pat. No. Des. 637,672.

(57) **CLAIM**

The ornamental design for lacrosse head, as shown and
described.

(51) **LOC (9) Cl.** **21-02**

(52) **U.S. Cl.** **D21/753; D21/724**

(58) **Field of Classification Search** D21/724,
D21/753; 473/505–515

DESCRIPTION

See application file for complete search history.

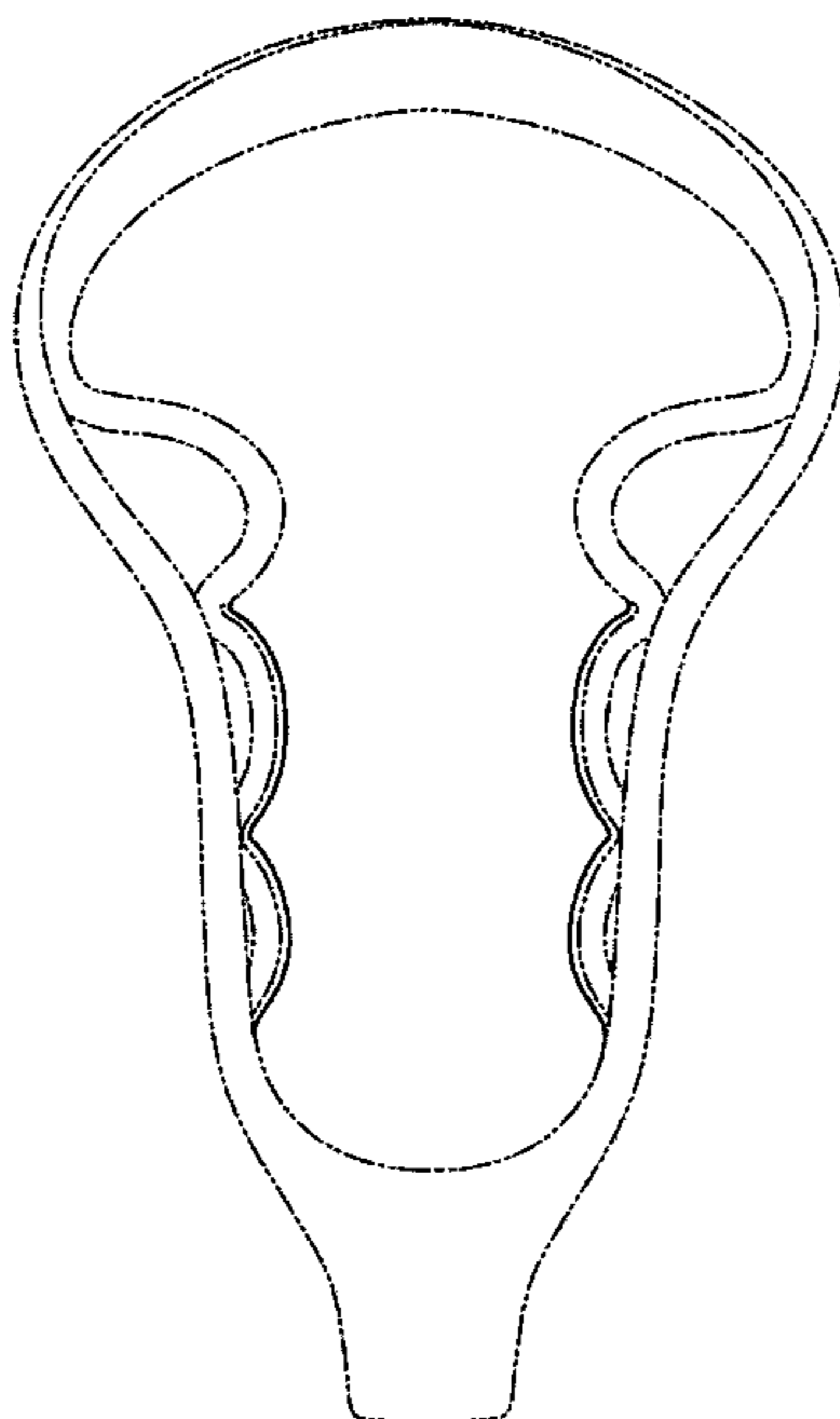
FIG. 1 is a front view of the lacrosse head embodying a first
embodiment of the new design;
FIG. 2 is a rear view thereof;
FIG. 3 is an enlarged view of the right side of the lacrosse head
of FIG. 1, the left side of the lacrosse head as shown in FIG.
1 being a mirror image thereof;
FIG. 4 is an enlarged view of the right side of the lacrosse head
as shown in FIG. 2, the left side of the lacrosse head as shown
in FIG. 2 being a mirror image thereof; and,
FIG. 5 is a left side view of the lacrosse head of FIG. 1, the
right side of the lacrosse head being a mirror image thereof.
FIGS. 1-5 show features of a lacrosse head in phantom lines.
These features are shown for environmental purposes and do
not form any part of the claimed design. Further, the phantom
lines immediately adjacent the solid-line portions of the
design form the boundary of the design, with the phantom
lines forming no part of the claimed design.

(56) **References Cited**

U.S. PATENT DOCUMENTS

346,751 A	8/1886	Hillman
364,596 A	6/1887	Luce
891,813 A	6/1908	Ceel
1,459,389 A	6/1923	Brown
1,877,820 A	9/1932	Costello
2,039,138 A	4/1936	Auer
2,142,527 A	1/1939	Pool
2,508,519 A	5/1950	Jay
2,596,894 A	5/1952	Frisch
3,086,777 A	4/1963	Lacoste
3,306,960 A	2/1967	Weissman et al.
3,473,806 A	10/1969	Patterson
3,507,495 A	4/1970	Tucker et al.

1 Claim, 4 Drawing Sheets



US D655,362 S

Page 2

U.S. PATENT DOCUMENTS

D236,737 S 9/1975 Brine
3,905,088 A 9/1975 Tucker et al.
3,910,578 A 10/1975 Brine, Jr.
3,934,876 A 1/1976 Haddad
4,022,477 A 5/1977 Pool
4,034,984 A 7/1977 Crawford et al.
4,037,841 A 7/1977 Lewis, Jr.
4,049,273 A 9/1977 Pool
D297,963 S 10/1988 Tucker et al.
D331,086 S 11/1992 Brine, III et al.
5,568,925 A 10/1996 Morrow et al.
D376,183 S 12/1996 Morrow et al.
6,066,056 A * 5/2000 Morrow 473/513
6,561,932 B2 5/2003 Morrow et al.

D496,083 S 9/2004 Kohler
6,902,501 B2 6/2005 Morrow et al.
6,916,259 B2 7/2005 Kohler et al.
7,563,184 B2 7/2009 Morrow et al.
D611,552 S 3/2010 Morrow et al.
7,682,269 B1 * 3/2010 Gait 473/513
7,736,252 B2 * 6/2010 Tucker et al. 473/513
2005/0215360 A1 9/2005 Gait
2006/0160640 A1 * 7/2006 Rettberg 473/513
2009/0298623 A1 12/2009 Schmidt

OTHER PUBLICATIONS

STX 2004 Lacrosse Catalog.

* cited by examiner

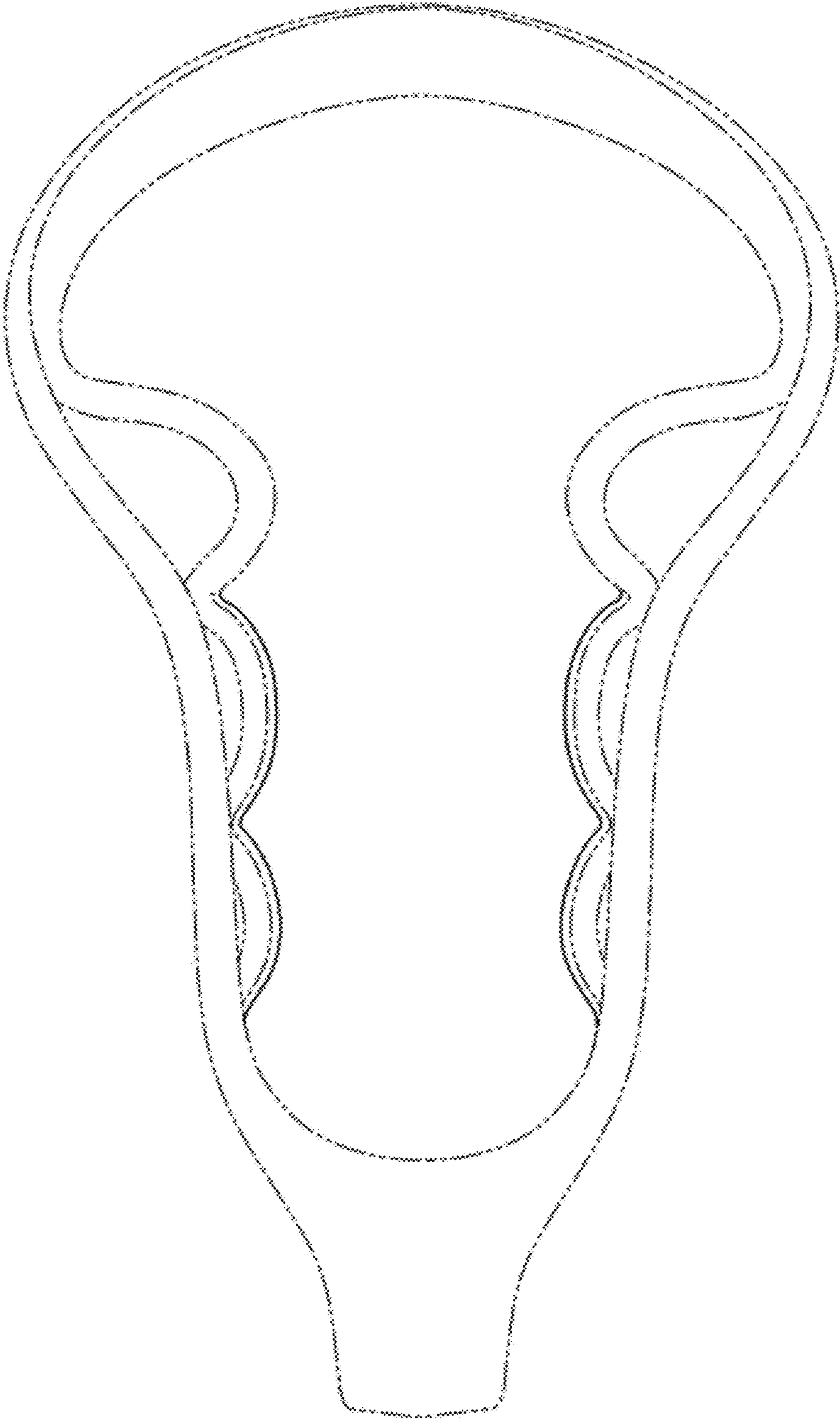


Fig. 1

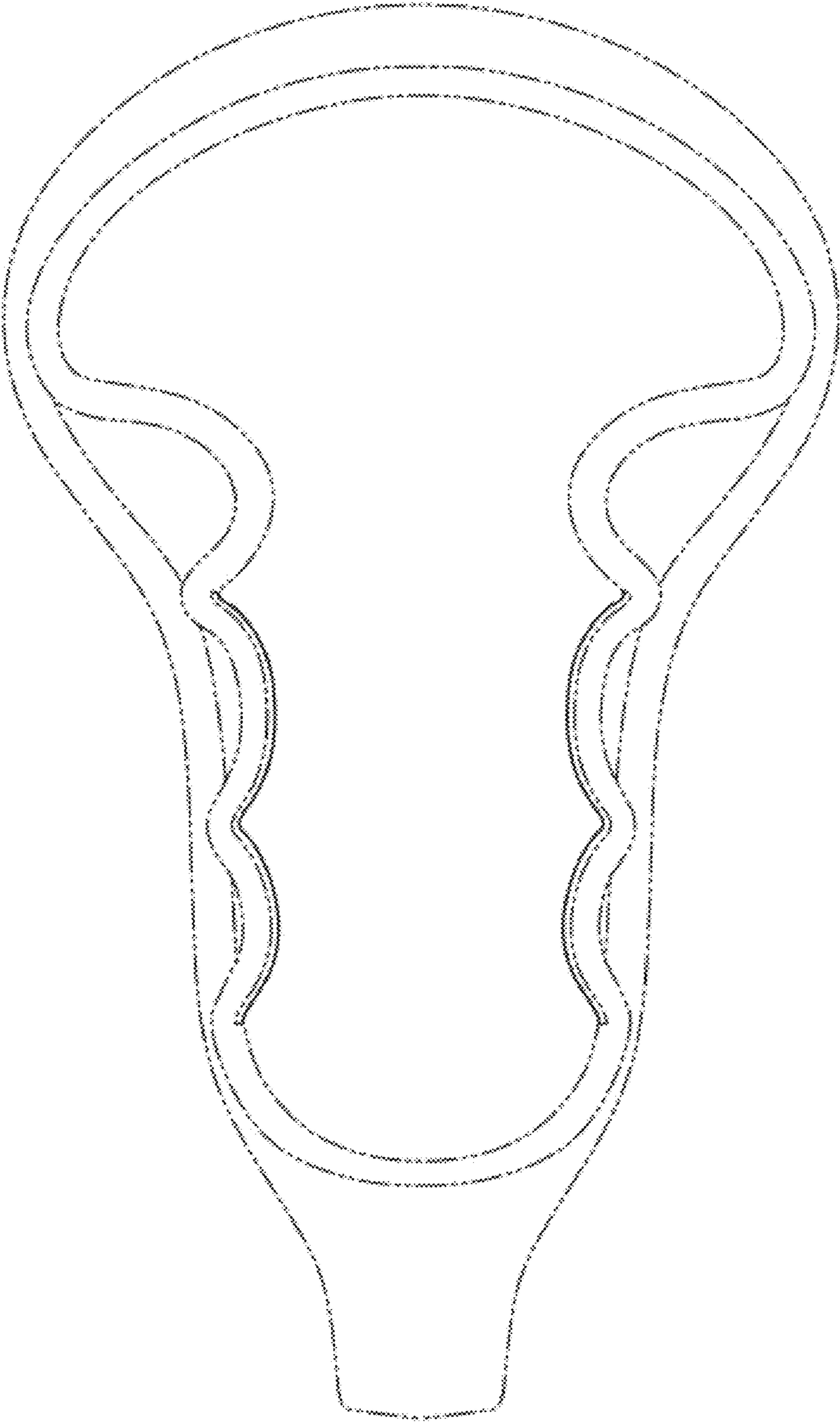


Fig. 2

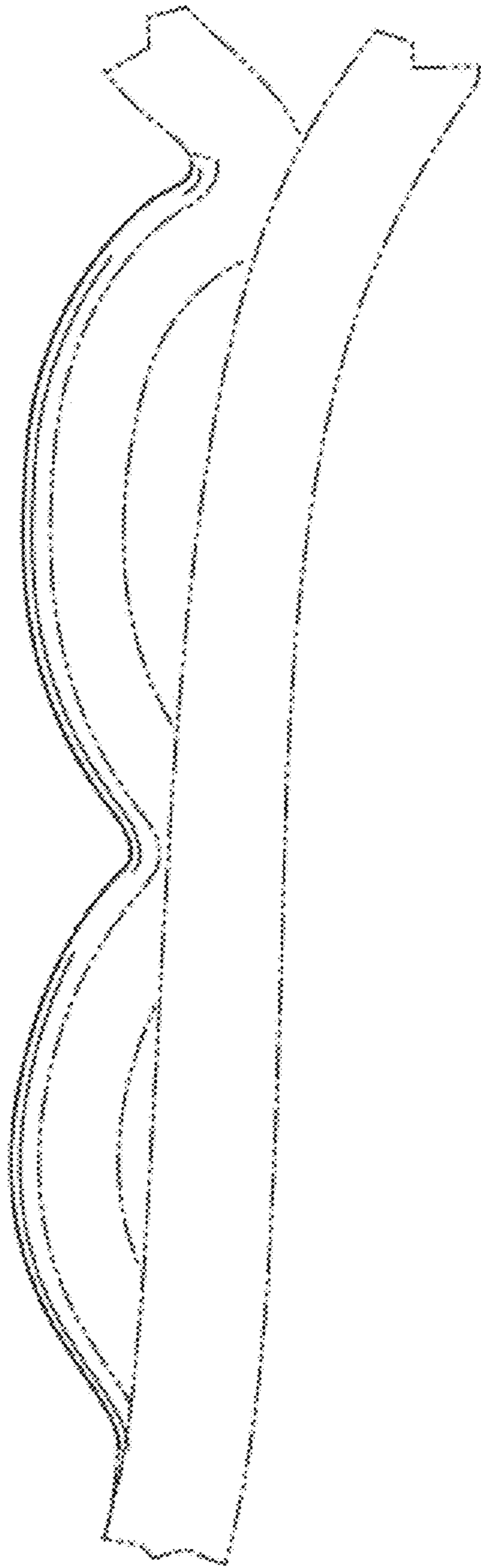


Fig. 3

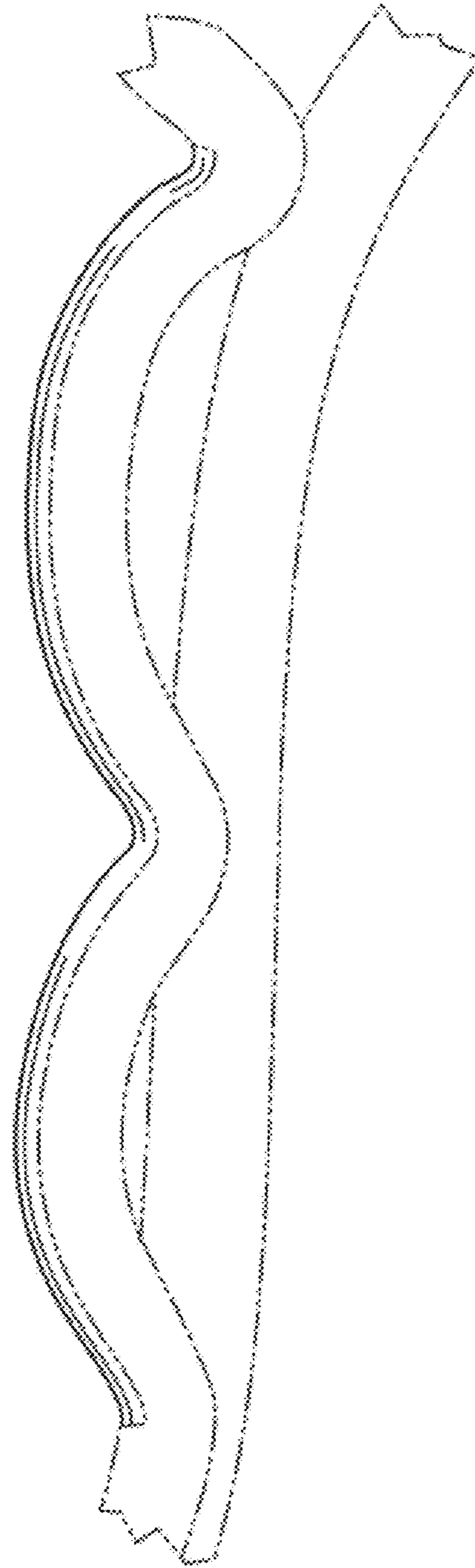


Fig. 4

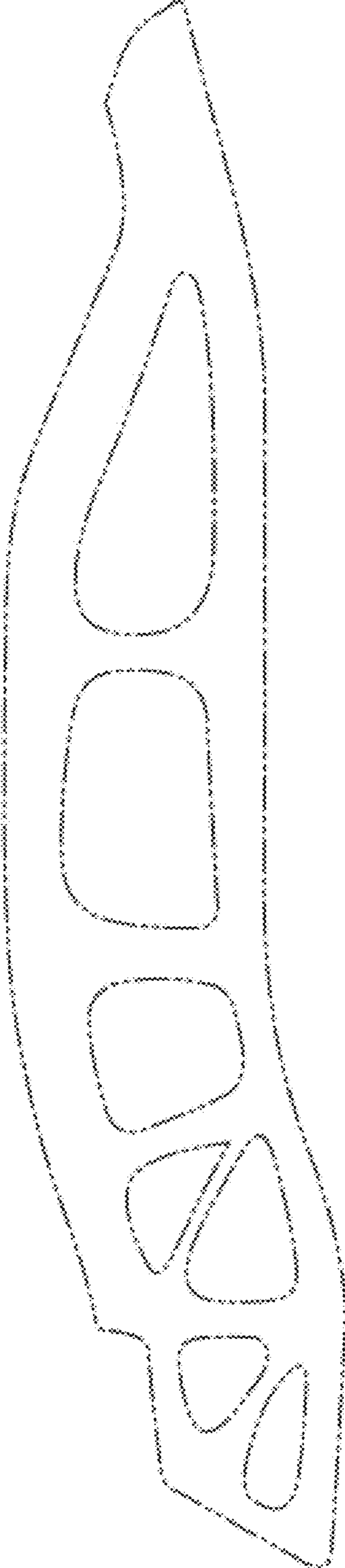


Fig. 5