



US00D655340S

(12) **United States Design Patent**
Liu

(10) **Patent No.:** **US D655,340 S**
(45) **Date of Patent:** **** Mar. 6, 2012**

- (54) **PEN**
- (75) Inventor: **Liang Liu, Ningbo (CN)**
- (73) Assignee: **Beifa Group Co., Ltd., Ningbo (CN)**
- (**) Term: **14 Years**
- (21) Appl. No.: **29/384,483**
- (22) Filed: **Jan. 31, 2011**
- (30) **Foreign Application Priority Data**

Aug. 1, 2010 (CN) 2010 3 0260971

- (51) **LOC (9) Cl.** **19-06**
- (52) **U.S. Cl.** **D19/51**
- (58) **Field of Classification Search** D19/35,
D19/36, 41-51, 54-58; D14/411, 431; 24/11 R,
24/11 F, 11 P; 401/52, 99, 100, 104-109,
401/192, 195, 196

See application file for complete search history.

(56) **References Cited**

U.S. PATENT DOCUMENTS

3,343,292	A *	9/1967	Jorgensen	40/334
D226,466	S *	3/1973	Bajusz	D19/51
D254,912	S	5/1980	Ito	
D284,872	S	7/1986	Booker	
D339,162	S	9/1993	Verhaegue	
D339,378	S	9/1993	Verhaegue	
D357,277	S	4/1995	Cappe de Baillon	
D357,676	S *	4/1995	Mundt et al.	D14/411
D360,433	S *	7/1995	Payne et al.	D19/51
D367,673	S	3/1996	Compte	
D367,887	S *	3/1996	Compte	D19/51
D368,930	S *	4/1996	Payne	D19/51
D383,494	S	9/1997	Polenberg	
D389,866	S	1/1998	Boix Gacia	
D396,729	S *	8/1998	Ham	D19/48
D398,934	S	9/1998	Veillon	

D415,198	S	10/1999	Mouawad	
6,019,536	A *	2/2000	Lee	401/195
D430,208	S	8/2000	Veillon	
D452,271	S *	12/2001	Owen et al.	D19/43
D469,123	S	1/2003	Briggl	
D488,508	S *	4/2004	Finney et al.	D19/51
D547,375	S	7/2007	Gerules	
D569,906	S	5/2008	Cetera	
7,431,526	B2 *	10/2008	Lin	401/195
D595,352	S *	6/2009	Ikeda	D19/48
D611,539	S *	3/2010	Zhang	D19/51
D618,724	S *	6/2010	Gerules et al.	D19/51
D628,646	S	12/2010	Zhano	
D638,878	S *	5/2011	Parmigiani	D19/49
D647,966	S *	11/2011	Koch	D19/51

OTHER PUBLICATIONS

Liu, L., "Pen," U.S. Appl. No. 29/384,321, filed Jan. 28, 2011.
Liu, L., "Pen," U.S. Appl. No. 29/384,487, filed Jan. 31, 2011.

* cited by examiner

Primary Examiner — Elizabeth Albert

(74) *Attorney, Agent, or Firm* — Christensen O'Connor Johnson Kindness PLLC

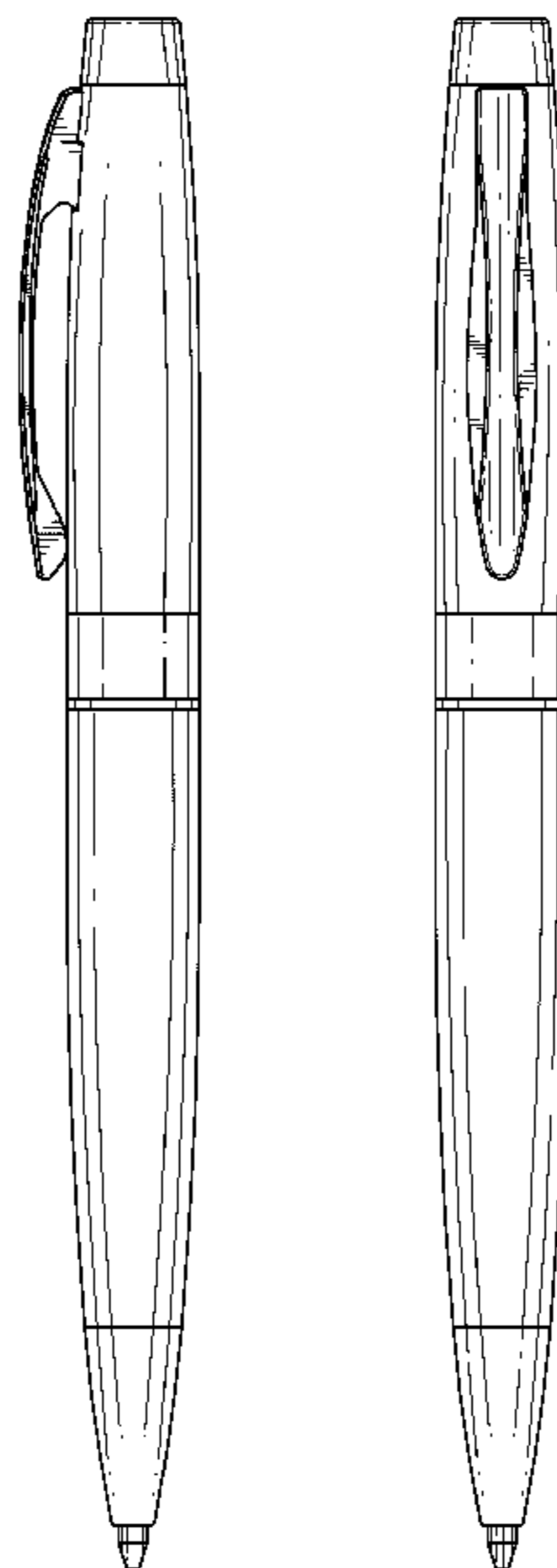
(57) **CLAIM**

The ornamental design for a pen, as shown and described.

DESCRIPTION

FIG. 1 is a front right perspective view of a pen showing my new design;
FIG. 2 is an upper front left perspective view thereof;
FIG. 3 is a right side elevation view thereof, with the left side elevation view being a mirror image of the right side elevation view;
FIG. 4 is a front elevation view thereof;
FIG. 5 is a rear elevation view thereof;
FIG. 6 is an enlarged top plan view thereof; and,
FIG. 7 is an enlarged bottom plan view thereof.

1 Claim, 3 Drawing Sheets



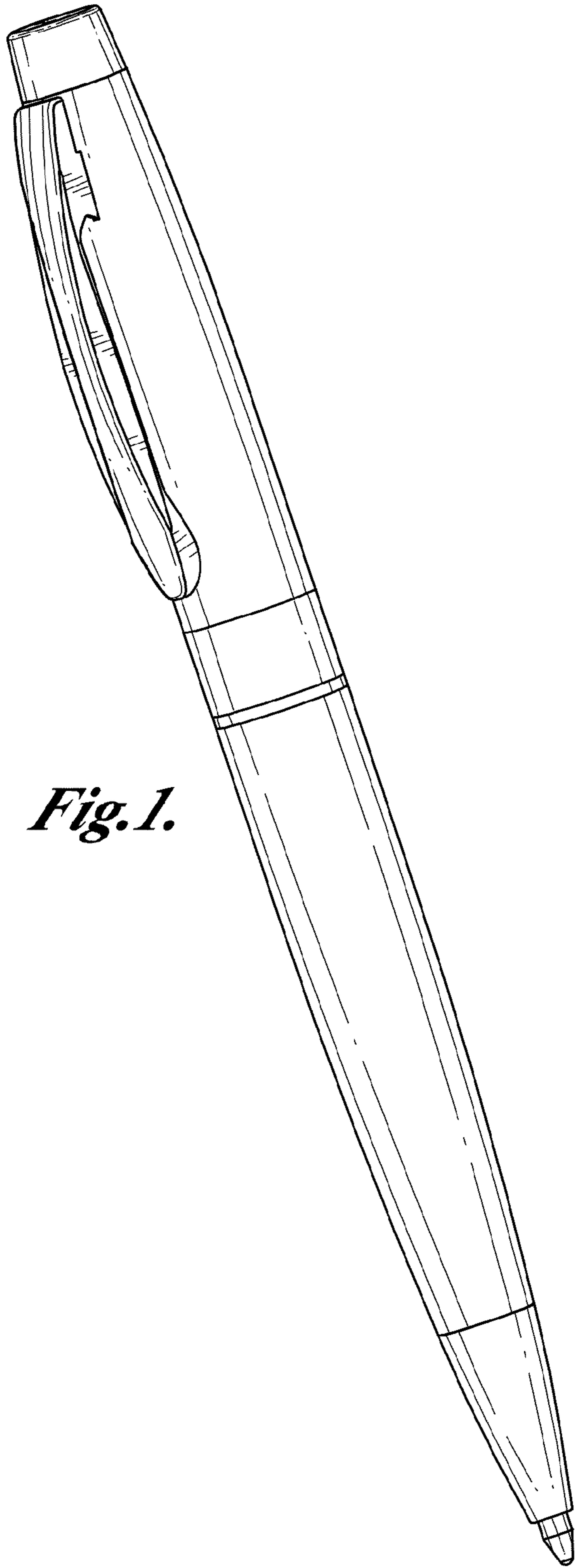


Fig. 1.

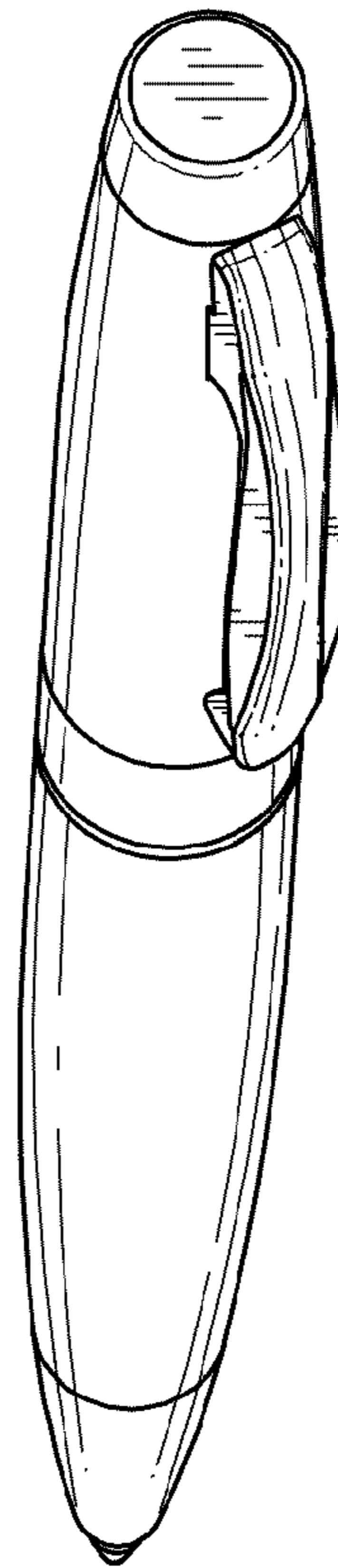


Fig. 2.

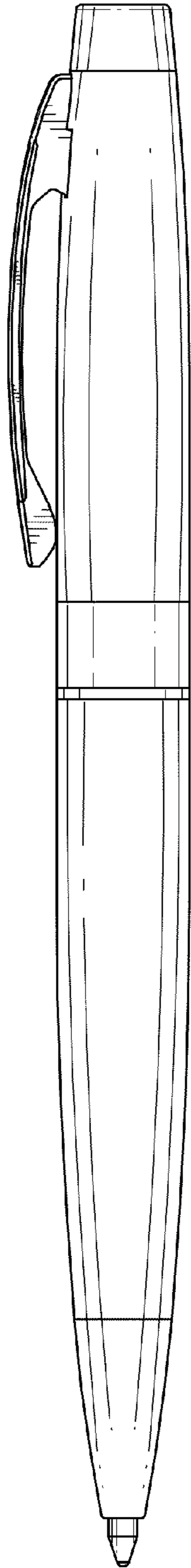


Fig. 3.

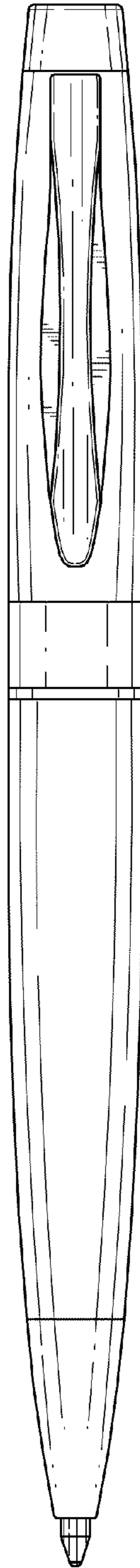


Fig. 4.

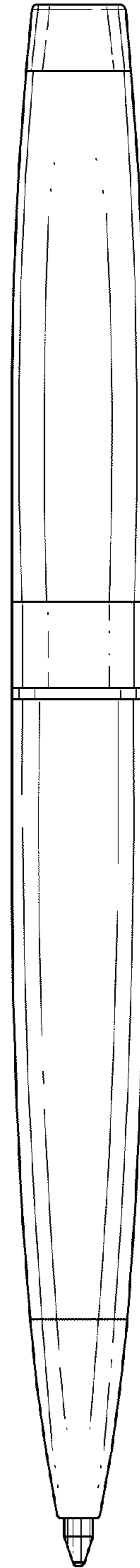


Fig. 5.




Fig. 6.

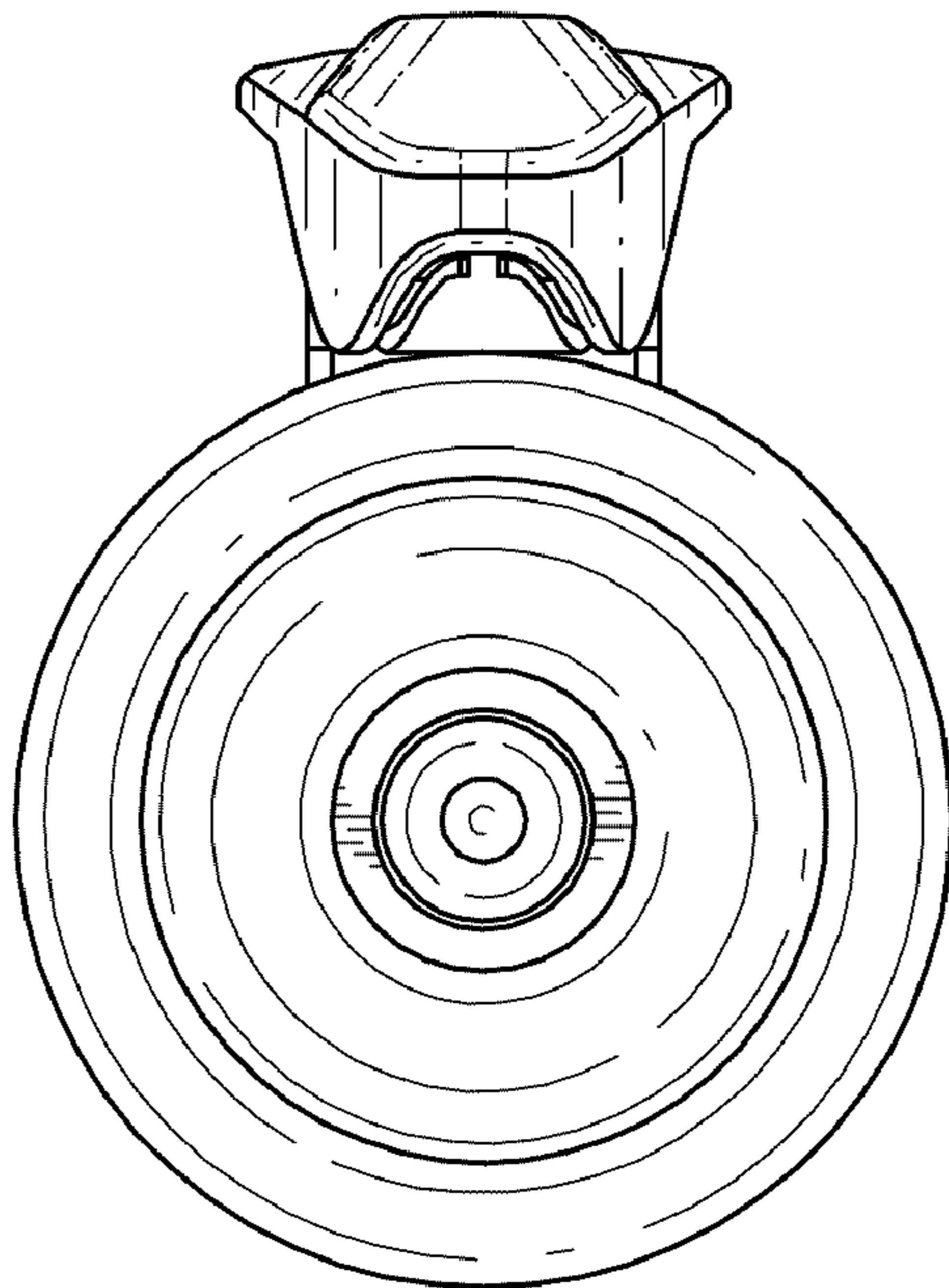


Fig. 7.