



US00D655305S

(12) **United States Design Patent**
Koo et al.

(10) **Patent No.:** **US D655,305 S**
(45) **Date of Patent:** **** *Mar. 6, 2012**

(54) **NETWORKED MULTIMEDIA UNIT**

(56) **References Cited**

(75) Inventors: **James Y. Koo**, Renton, WA (US); **Mieko Kusano**, Santa Barbara, CA (US); **Chris Kallai**, Santa Barbara, CA (US); **Eng Giap Koh**, Gelugor (MY); **Wai-Loong Lim**, San Francisco, CA (US); **George H. F. Schnakenberg, III**, San Francisco, CA (US)

(73) Assignee: **Sonos, Inc.**, Santa Barbara, CA (US)

(*) Notice: This patent is subject to a terminal disclaimer.

(**) Term: **14 Years**

(21) Appl. No.: **29/353,946**

(22) Filed: **Jan. 16, 2010**

(51) **LOC (9) Cl.** **14-03**

(52) **U.S. Cl.** **D14/496**

(58) **Field of Classification Search** D14/496,
D14/401, 435, 474, 483, 217, 137, 138, 160,
D14/168, 356; 345/156, 169, 173-179, 905;
715/727-729, 864; 710/1, 5, 8; 713/1, 600;
455/1.1, 1.7, 73, 344-347, 93, 95, 3.01-3.06,
455/550.1, 573.1; 370/342-344; 369/1,
369/2, 6-12; 463/43-47; 273/148 B

See application file for complete search history.

U.S. PATENT DOCUMENTS

7,043,044	B2 *	5/2006	Amid-Hozour	381/388
7,050,124	B2 *	5/2006	Schedivy	348/838
7,052,136	B2 *	5/2006	Johnson	353/15
7,095,867	B2 *	8/2006	Schul et al.	381/334
7,184,259	B2 *	2/2007	Marler et al.	361/679.23
D545,810	S *	7/2007	Hussaini et al.	D14/168
D564,542	S *	3/2008	Green et al.	D14/496
D571,783	S *	6/2008	Moldauer et al.	D14/198
D574,849	S *	8/2008	Chen	D14/496
D591,308	S *	4/2009	Sasaki et al.	D14/496
D593,130	S *	5/2009	Smith	D14/496

* cited by examiner

Primary Examiner — Prabhakar Deshmukh

(74) *Attorney, Agent, or Firm* — Hanley, Flight & Zimmerman, LLC

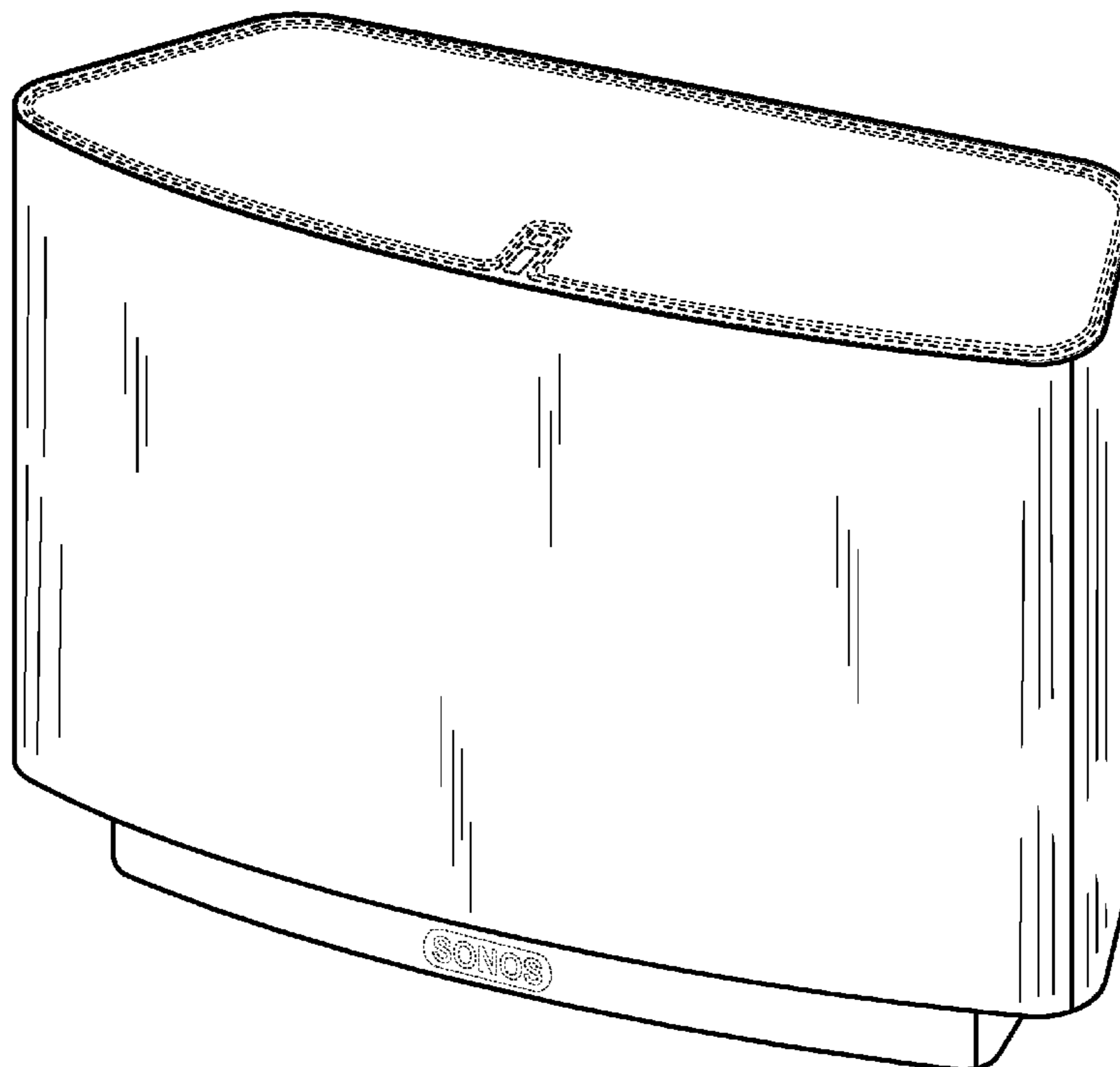
(57) **CLAIM**

We claim the ornamental design for a networked multimedia unit, as shown and described.

DESCRIPTION

FIG. 1 is a perspective view of a networked multimedia unit incorporating our new design; FIG. 2 is a front view thereof; FIG. 3 is a top view thereof; FIG. 4 is a rear view thereof; FIG. 5 is a bottom view thereof; and, FIG. 6 is a left or right side view thereof. The broken line showing on the networked multimedia unit is included for the purpose of illustrating only and forms no part of the claimed design.

1 Claim, 6 Drawing Sheets






FIG. 1




FIG. 2

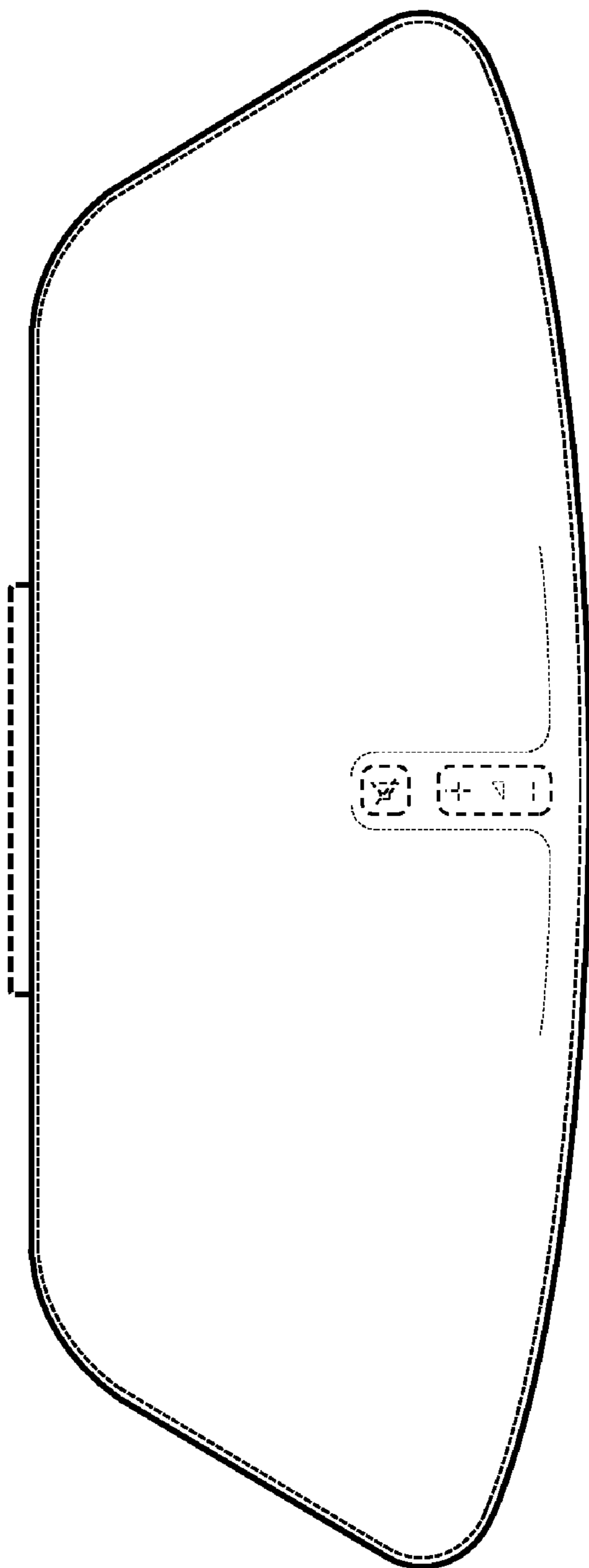


FIG. 3

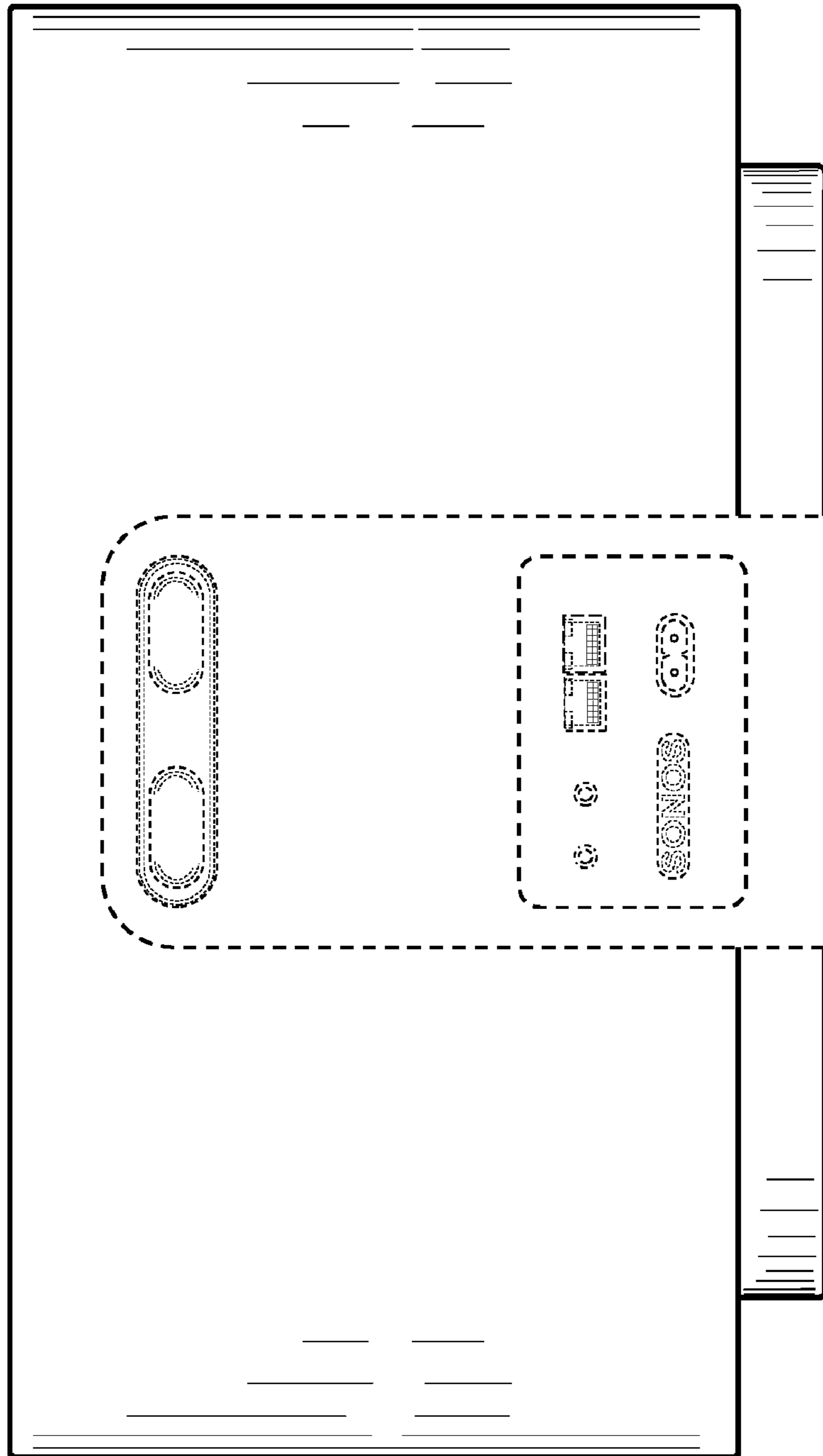


FIG. 4

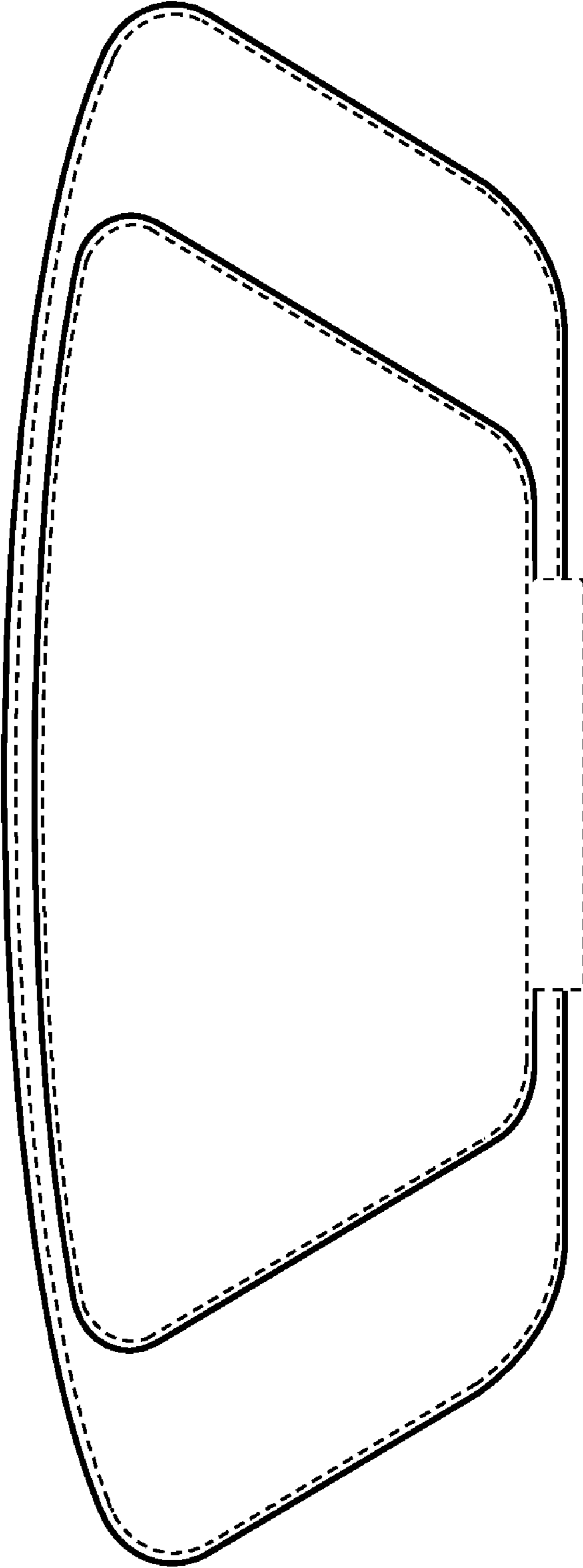


FIG. 5




FIG. 6