



US00D655302S

(12) **United States Design Patent**
Gleasant et al.

(10) **Patent No.:** **US D655,302 S**
(45) **Date of Patent:** **** Mar. 6, 2012**

(54) **DISPLAY SCREEN WITH USER INTERFACE**

(75) Inventors: **Jonathan Eric Gleasant**, Seattle, WA (US); **Michael Greenwood**, Seattle, WA (US)

(73) Assignee: **Microsoft Corporation**, Redmond, WA (US)

(**) Term: **14 Years**

(21) Appl. No.: **29/392,992**

(22) Filed: **May 27, 2011**

(51) **LOC (9) Cl.** **14-04**

(52) **U.S. Cl.** **D14/486**

(58) **Field of Classification Search** D14/485-495;
715/700, 703, 704, 716, 718, 719, 720, 723,
715/727, 728, 730, 762, 763, 771, 772, 773,
715/779, 780, 792, 825, 828, 831, 840, 861,
715/864, 867, 972, 977, 978

See application file for complete search history.

(56) **References Cited**

U.S. PATENT DOCUMENTS

D428,399	S	*	7/2000	Kahn et al.	D14/488
D523,869	S		6/2006	Hally et al.		
7,190,351	B1	*	3/2007	Goren	345/173
D554,143	S		10/2007	Keohane		
D573,153	S		7/2008	Roever et al.		
D582,926	S		12/2008	Blankenship et al.		
D604,311	S	*	11/2009	Franz et al.	D14/486
7,636,889	B2		12/2009	Weber et al.		
D622,731	S		8/2010	Krum et al.		

7,818,032	B2	*	10/2010	Irimajiri	455/566
D629,418	S		12/2010	Brown et al.		
D630,224	S		1/2011	Allen		
D631,060	S		1/2011	Flik et al.		
D638,844	S		5/2011	Woods et al.		
D638,850	S		5/2011	Woods et al.		
D639,818	S		6/2011	Woods et al.		
D643,438	S	*	8/2011	Gardner et al.	D14/486
D647,534	S	*	10/2011	Doll	D14/486
2007/0157094	A1	*	7/2007	Lemay et al.	715/717
2008/0163119	A1	*	7/2008	Kim et al.	715/840
2009/0144623	A1	*	6/2009	Jung	715/716
2010/0325544	A1	*	12/2010	Alhadeff et al.	715/716
2011/0041060	A1	*	2/2011	Chien et al.	715/716
2011/0258547	A1	*	10/2011	Symons et al.	715/723
2011/0271186	A1	*	11/2011	Owens	715/716

* cited by examiner

Primary Examiner — Angela J Lee

(74) *Attorney, Agent, or Firm* — Banner & Witcoff, Ltd.


(57) **CLAIM**

The ornamental design for a display screen with user interface, as shown and described.

DESCRIPTION

FIG. 1 is a front view of a display screen with user interface showing the new design; and, FIG. 2 is a front view of a display screen showing the design from FIG. 1 with additional disclaimed environment. The broken line showings of the remainder of the user interface and of the display screen are for environmental purposes only and form no part of the claimed design.

1 Claim, 2 Drawing Sheets






FIG. 1

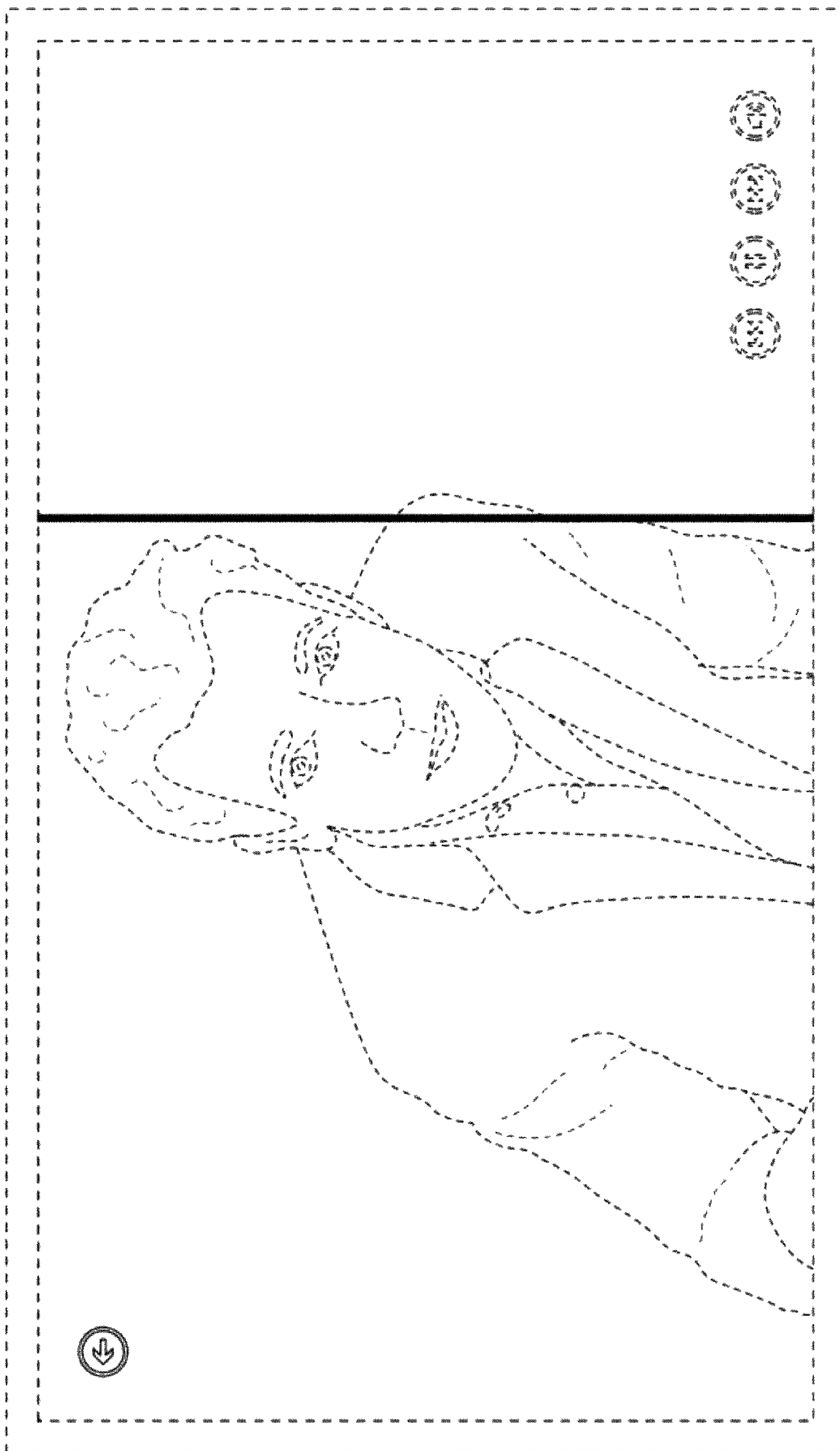


FIG. 2