



US00D655288S

(12) **United States Design Patent**
de Jong et al.

(10) **Patent No.:** **US D655,288 S**

(45) **Date of Patent:** **** Mar. 6, 2012**

(54) **BACK HOUSING FOR A HANDHELD ELECTRONIC DEVICE**

(56) **References Cited**

(75) Inventors: **Janice Leigh de Jong**, Waterloo (CA);
Shannon Tyler Moore, Waterloo (CA);
Todd Andrew Wood, Guelph (CA);
Donald Somerset McKenzie, Waterloo
(CA); **Kevin Roy Sugden**, Toronto
(CA); **Amanda Adelaide Hancock**,
Waterloo (CA); **Marco Sixtus Ferrari**,
Waterloo (CA); **Sophia Scipio**, Sunrise,
FL (US)

(73) Assignee: **Research In Motion Limited**, Waterloo,
Ontario (CA)

(**) Term: **14 Years**

(21) Appl. No.: **29/368,036**

(22) Filed: **Aug. 17, 2010**

(51) **LOC (9) Cl.** **14-02**

(52) **U.S. Cl.** **D14/341**

(58) **Field of Classification Search** D14/341-347,
D14/137, 138, 138.1, 138 AA, 138 R, 138 AB,
D14/138 AC, 138 AD, 138 C, 138 G, 496,
D14/203.1, 203.3, 203.4, 203.5, 203.7, 426,
D14/427, 432, 429, 129, 130, 420, 439-441,
D14/448, 125, 147, 156, 218, 247-248, 250,
D14/389, 388, 315-318; D10/65, 104; D18/6-7;
D21/324, 329, 330; D19/26, 59, 60; 455/556.1,
455/556.2, 566, 575.1, 90.3; 379/433.04,
379/433.01, 433.06, 916; 345/169, 173,
345/901, 905; 361/679.26, 679.27, 679.3,
361/679.55, 679.56

See application file for complete search history.

U.S. PATENT DOCUMENTS

D420,361	S	*	2/2000	Lutz et al.	D14/242
D588,103	S	*	3/2009	Lee et al.	D14/214
D592,201	S	*	5/2009	Shi	D14/248
D594,451	S	*	6/2009	Seo	D14/248
D615,519	S	*	5/2010	Kim et al.	D14/138 G
D619,981	S	*	7/2010	Chuang	D14/138 R
D622,691	S	*	8/2010	Kim et al.	D14/138 G
D629,772	S	*	12/2010	Mo et al.	D14/138 G
D629,782	S	*	12/2010	Kim et al.	D14/138 G
D629,783	S	*	12/2010	Kim et al.	D14/138 G
D632,663	S	*	2/2011	Oh et al.	D14/138 G
D640,150	S	*	6/2011	Hansen et al.	D10/65
7,989,085	B2	*	8/2011	Li et al.	428/614

* cited by examiner

Primary Examiner — Barbara Fox


(57) **CLAIM**

We claim the ornamental design for a back housing for a handheld electronic device, as shown and described.

DESCRIPTION

FIG. 1 is a back perspective view of a back housing for a handheld electronic device;
FIG. 2 is a back elevational view of the back housing;
FIG. 3 is a right elevational view thereof; and,
FIG. 4 is a left elevational view thereof.
The broken lines shown in the drawings are for the purpose of illustrating unclaimed portions of the back housing for a handheld electronic device and form no part of the claimed design.

1 Claim, 3 Drawing Sheets



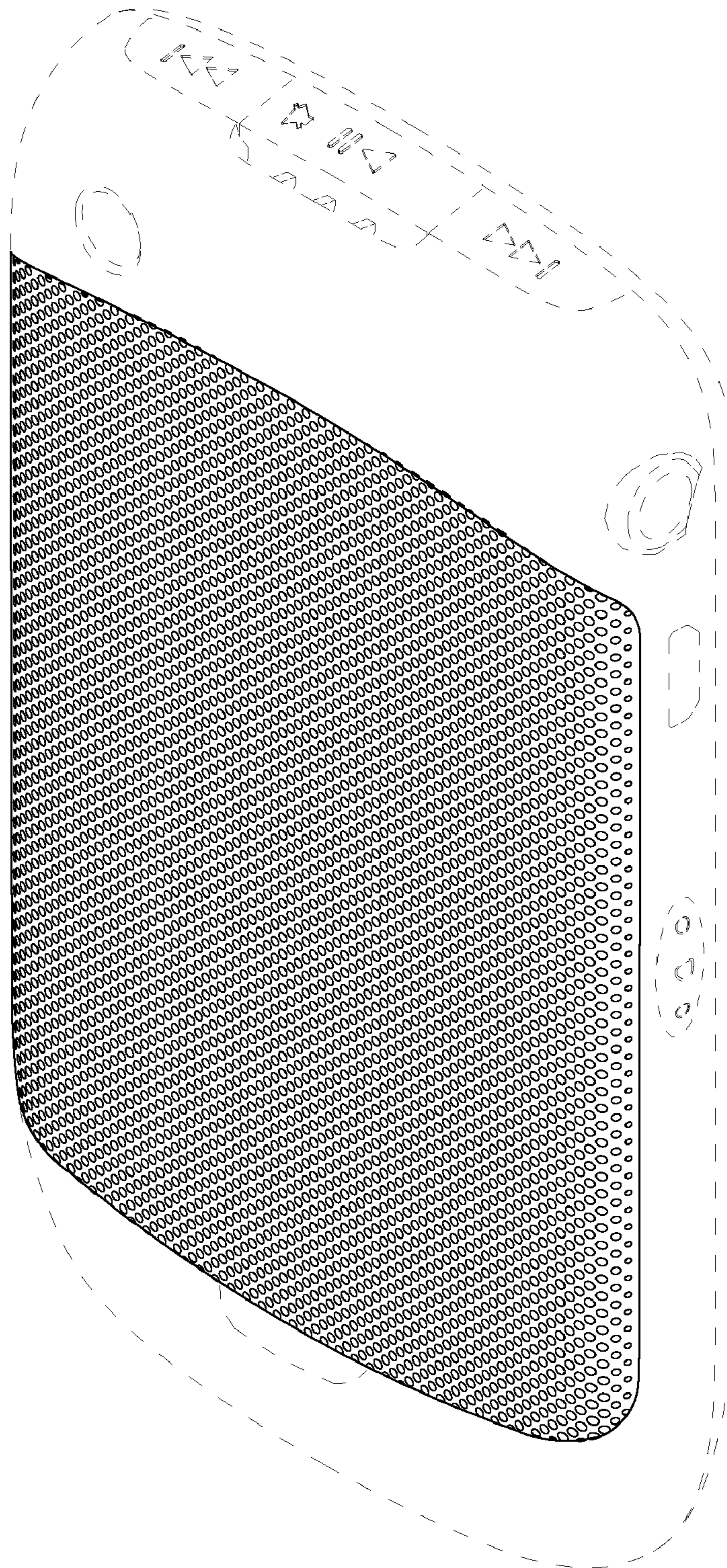


FIG. 1




FIG. 2

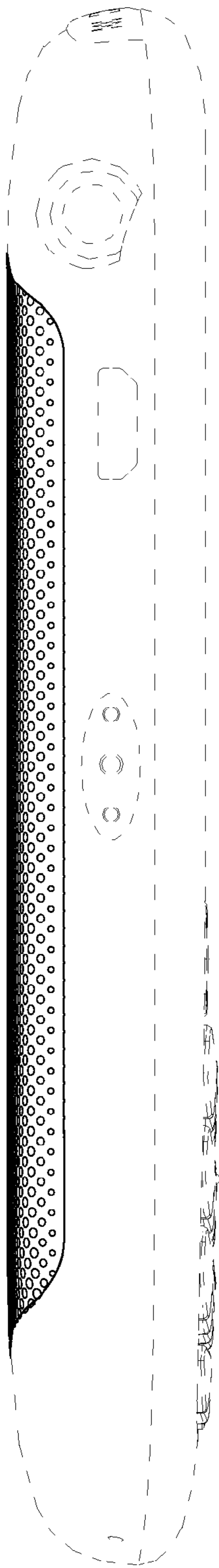


FIG.3

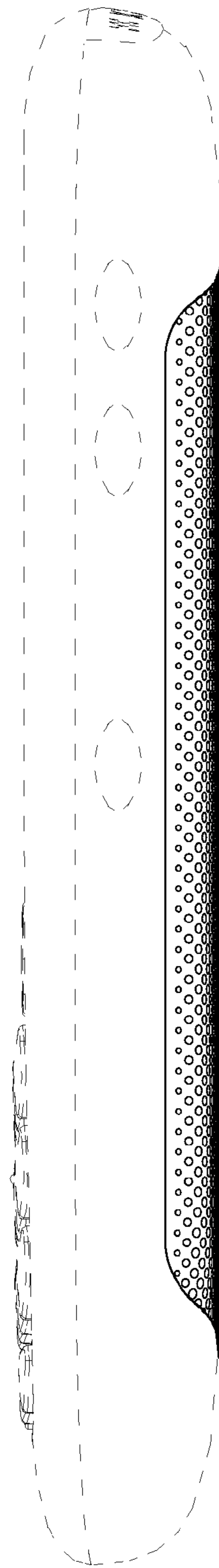


FIG.4