



US00D655281S

(12) **United States Design Patent**
Turocy

(10) **Patent No.:** **US D655,281 S**
(45) **Date of Patent:** **** Mar. 6, 2012**

(54) **MOBILE DEVICE CASE**

D646,264 S * 10/2011 Dong D14/250
D647,084 S * 10/2011 Fathollahi D14/250

(75) Inventor: **Erik Turocy**, Columbus, OH (US)

* cited by examiner

(73) Assignee: **A.G. Findings & Mfg. Co., Inc.**, Fort
Lauderdale, FL (US)

Primary Examiner — Susan Bennett Hattan
Assistant Examiner — Barbara B Lohr

(**) Term: **14 Years**

(74) *Attorney, Agent, or Firm* — Christopher & Weisberg,
P.A.

(21) Appl. No.: **29/365,638**

(57) **CLAIM**

The ornamental design for a mobile device case, as shown.

(22) Filed: **Jul. 13, 2010**

DESCRIPTION

(51) **LOC (9) Cl.** **14-03**

(52) **U.S. Cl.** **D14/250**

(58) **Field of Classification Search** D14/203.7,
D14/217, 250, 251, 253, 432, 440, 447, 496;
D3/201, 215, 218, 269, 294; D13/103; 220/4.02;
224/191, 240, 241, 682, 683

See application file for complete search history.

FIG. 1 is front perspective view of the mobile device case of
the present invention;

FIG. 2 is a rear perspective view thereof;

FIG. 3 is a front view thereof;

FIG. 4 is a rear view thereof;

FIG. 5 is a left side view thereof;

FIG. 6 is a right side view thereof;

FIG. 7 is a top view thereof; and,

FIG. 8 is a bottom view thereof.


The broken lines in the drawing depict environmental subject
matter only and form no part of the claimed design.

(56) **References Cited**

U.S. PATENT DOCUMENTS

D644,218 S * 8/2011 Akana et al. D14/250
D644,636 S * 9/2011 Richardson et al. D14/250
D644,639 S * 9/2011 Weller et al. D14/250

1 Claim, 5 Drawing Sheets



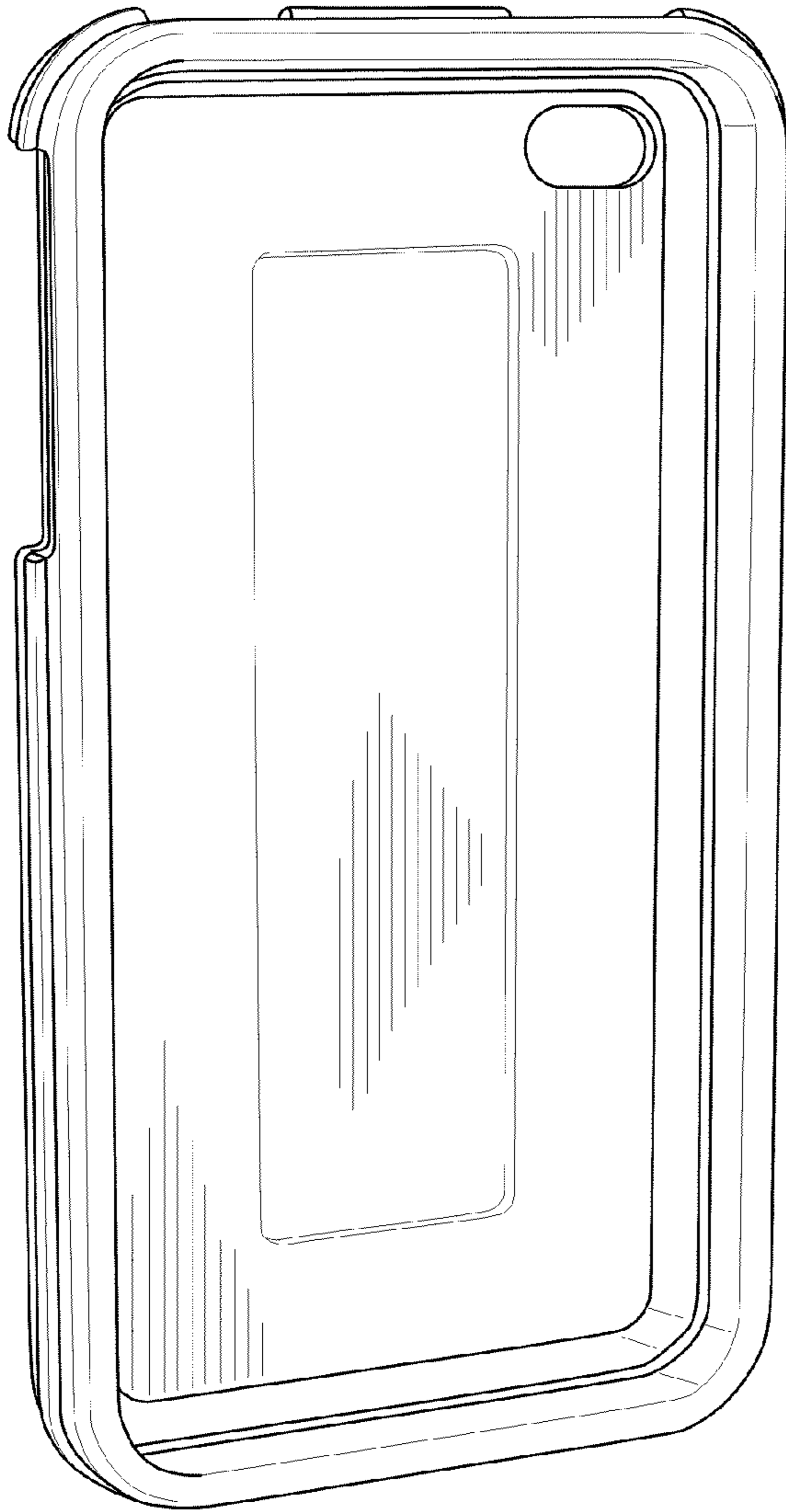


FIG. 1

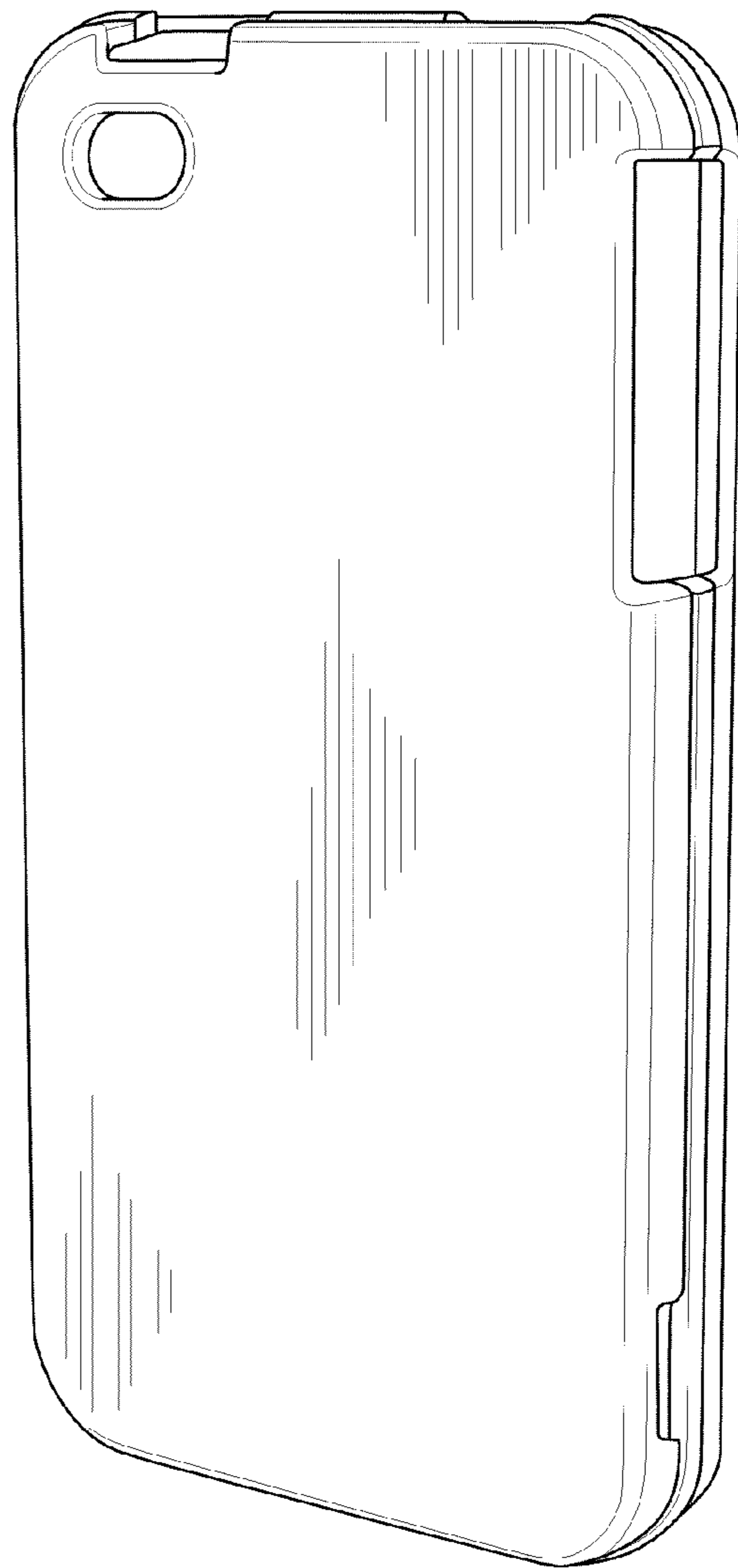


FIG. 2

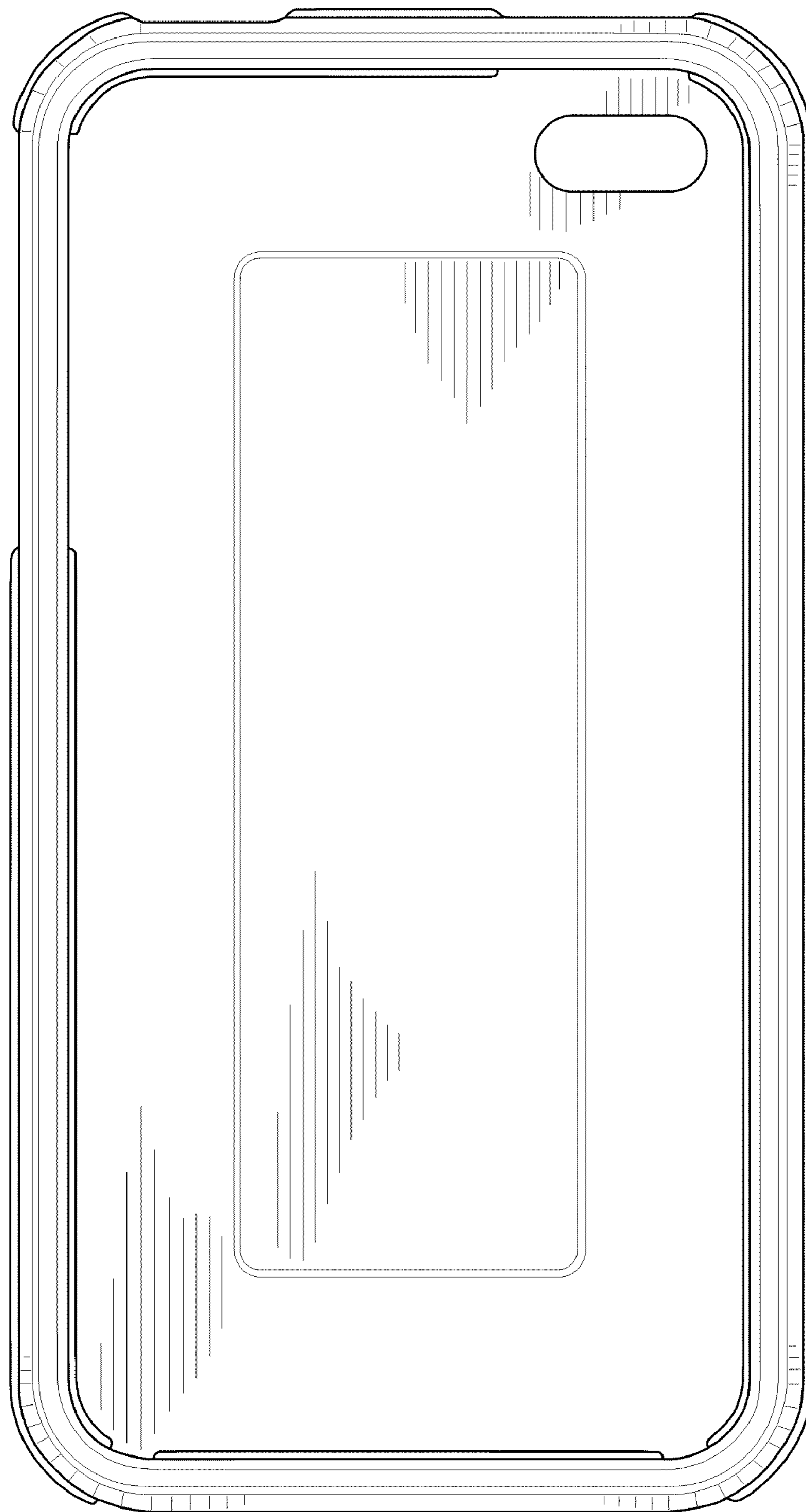


FIG. 3




FIG. 4

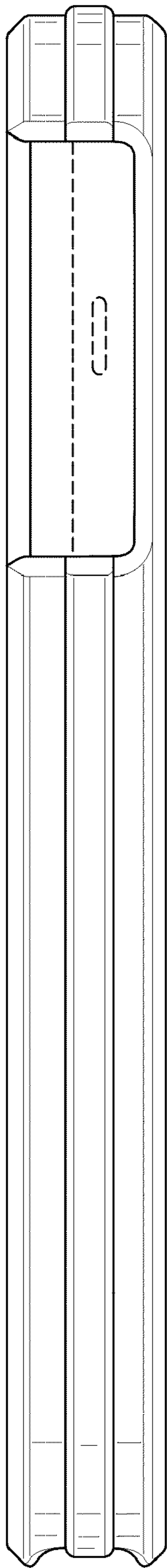


FIG. 5

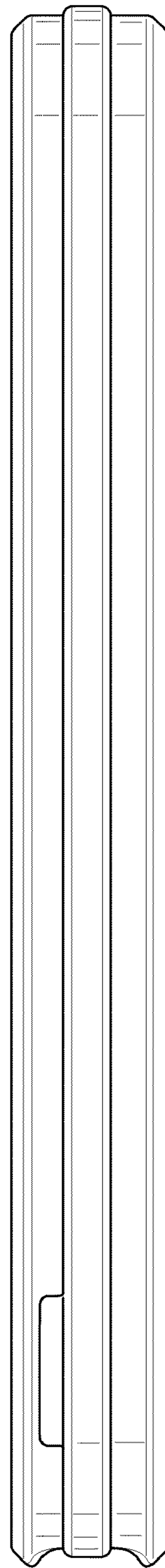


FIG. 6

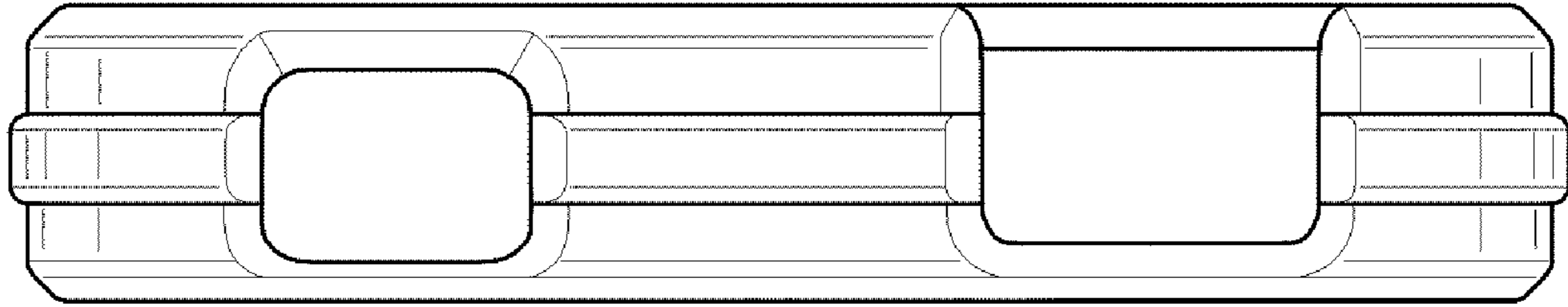


FIG. 7

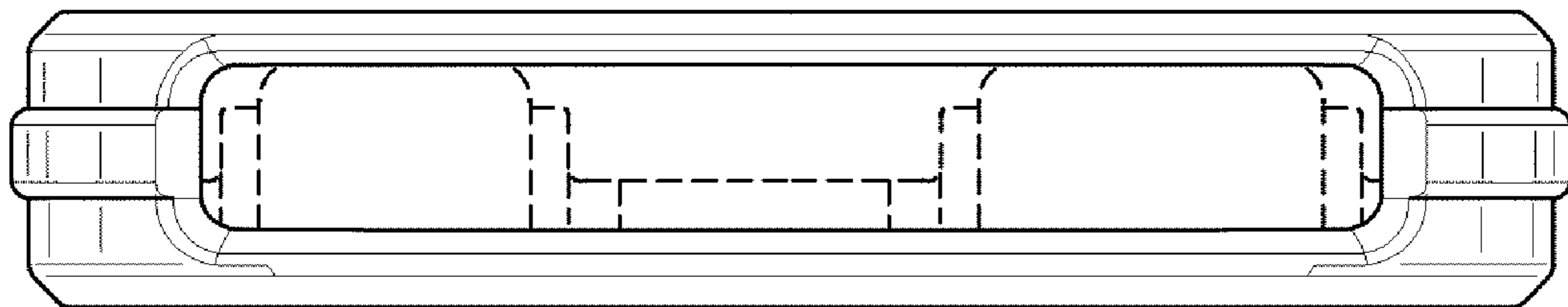


FIG. 8