



US00D655280S

(12) **United States Design Patent**
MacManus et al.

(10) **Patent No.:** **US D655,280 S**
(45) **Date of Patent:** **** Mar. 6, 2012**

- (54) **BASE STATION ENCLOSURE**
- (75) Inventors: **Gerard MacManus**, Foothill Ranch, CA (US); **Greg Veintimilla**, Mission Viejo, CA (US); **Khurram Sheikh**, San Clemente, CA (US); **Stephen J. Sifferman**, Santa Clara, CA (US)
- (73) Assignee: **Powerwave Technologies, Inc.**, Santa Ana, CA (US)
- (**) Term: **14 Years**
- (21) Appl. No.: **29/355,373**
- (22) Filed: **Feb. 5, 2010**
- (51) **LOC (9) Cl.** **14-03**
- (52) **U.S. Cl.** **D14/240; D14/140.1**
- (58) **Field of Classification Search** D14/240–242, D14/356–358, 140.1–140.6, 140, 155, 159, D14/141.1–141.3, 137, 149, 150, 349, 351, D14/348, 353–355, 170–171, 225, 217, 125, D14/230; D13/184, 133, 152; 455/550.1; 361/679.4, 679.56, 679.03, 679.26; 340/7.54; 439/717; 370/315; 375/311
See application file for complete search history.

(56) **References Cited**

U.S. PATENT DOCUMENTS

D307,752 S *	5/1990	Yoshida et al.	D14/140.2
D309,605 S *	7/1990	Fortune et al.	D14/140
D314,770 S *	2/1991	Desbarats	D14/140.2
D327,887 S *	7/1992	Pushelberg et al.	D14/140.2
5,315,489 A *	5/1994	McCall et al.	361/801
D372,474 S *	8/1996	Ford et al.	D14/149
D390,570 S *	2/1998	Read	D14/240
D395,897 S *	7/1998	Honma et al.	D14/240

D398,918 S *	9/1998	Burke	D14/352
D420,674 S *	2/2000	Powell	D14/240
D422,967 S *	4/2000	Ishida	D13/147
D429,238 S *	8/2000	Kolinen	D14/240
D433,390 S *	11/2000	Gauffin	D13/179
D438,532 S *	3/2001	Gargani et al.	D14/240
D449,590 S *	10/2001	Lewis	D14/188
6,328,612 B1 *	12/2001	Chung	439/717
D464,340 S *	10/2002	Schmidt	D14/242
6,470,193 B1 *	10/2002	Stolt	455/562.1
D473,221 S *	4/2003	Gargani et al.	D14/240
D480,715 S *	10/2003	Pietola	D14/240
D489,369 S *	5/2004	Sasaki	D14/358
D517,537 S *	3/2006	Wang	D14/230
D530,709 S *	10/2006	Bang et al.	D14/240
D540,314 S *	4/2007	Allen et al.	D14/230
7,457,123 B1 *	11/2008	Wayman	361/704
D619,992 S *	7/2010	Wayman	D14/140.5

* cited by examiner

Primary Examiner — Jeffrey D Asch

(74) *Attorney, Agent, or Firm* — OC Patent Law Group


(57) **CLAIM**

We claim the ornamental design for the base station enclosure, as shown and described.

DESCRIPTION

FIG. 1 is a perspective view of the base station enclosure; FIG. 2 is a front elevation view of the base station enclosure; FIG. 3 is a right elevation view of the base station enclosure; FIG. 4 is left elevation view of the base station enclosure; FIG. 5 is a rear elevation view of the base station enclosure; FIG. 6 is a top plan enlarged view of the base station enclosure; and, FIG. 7 is a bottom plan enlarged view of the base station enclosure.

1 Claim, 6 Drawing Sheets






FIG. 1




FIG. 2




FIG. 3

FIG. 4





FIG. 5



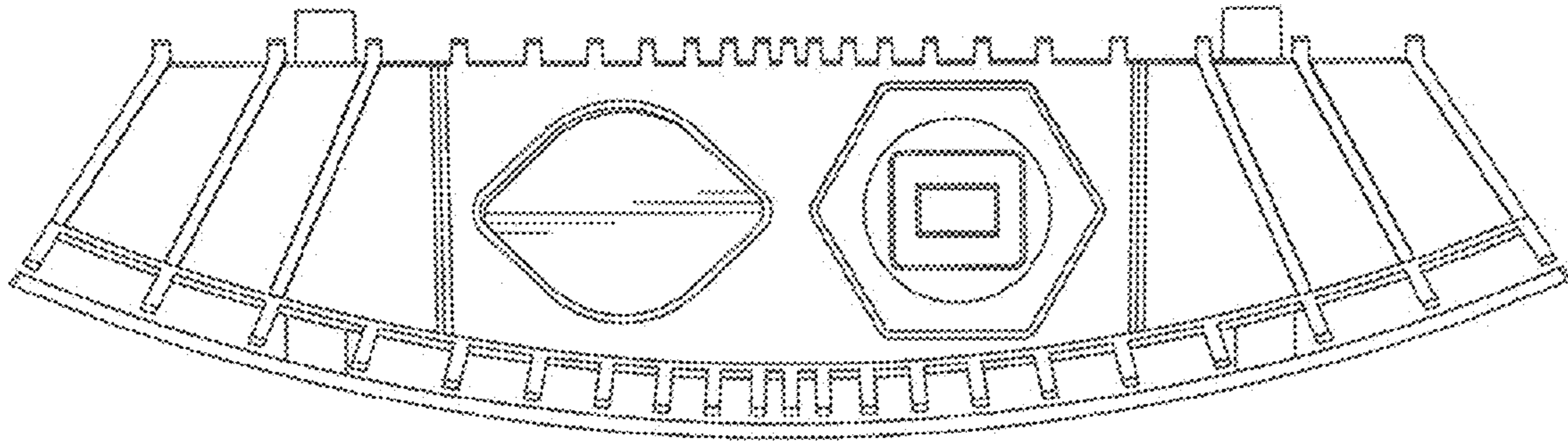


FIG. 6

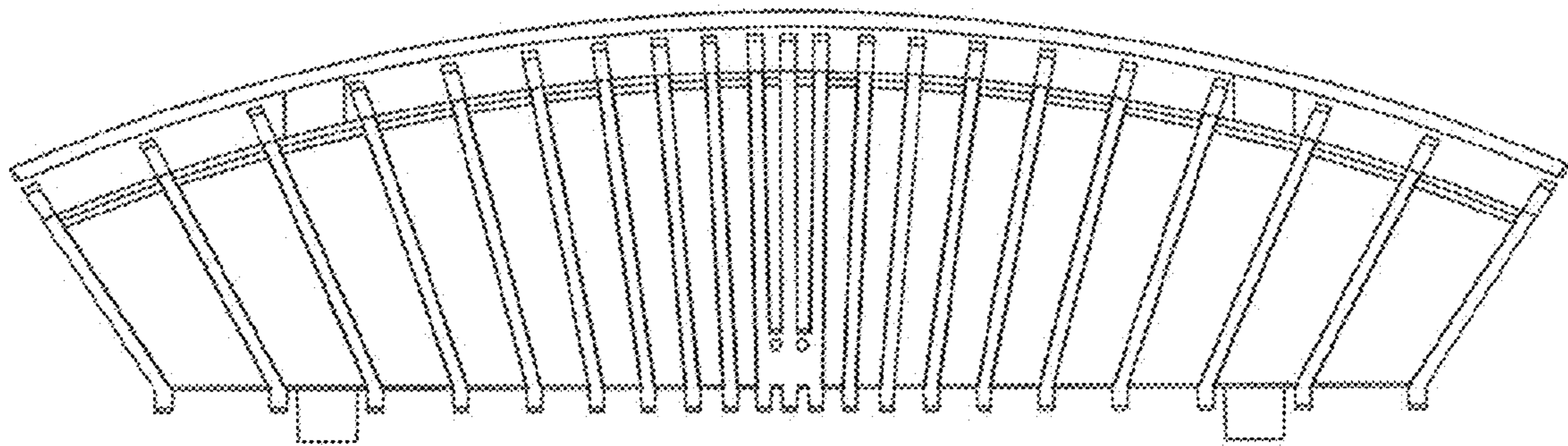


FIG. 7