

US00D655278S

(12) **United States Design Patent**
Thomson et al.

(10) **Patent No.:** **US D655,278 S**
(45) **Date of Patent:** **** Mar. 6, 2012**

(54) **12-SIDED FLAT PANEL ARRAY ANTENNA**

(75) Inventors: **Alexander P Thomson**, Livingston (GB); **Claudio Biancotto**, Edinburgh (GB); **Christopher D Hills**, Glenrothes (GB)

(73) Assignee: **Andrew LLC**, Hickory, NC (US)

(**) Term: **14 Years**

(21) Appl. No.: **29/406,541**

(22) Filed: **Nov. 16, 2011**

(51) **LOC (9) Cl.** **14-03**

(52) **U.S. Cl.** **D14/230; D14/233**

(58) **Field of Classification Search** D14/138, D14/230-238, 299, 358; D12/42, 43; 343/700 MS, 343/700 R-705, 711-713, 735, 736, 741, 343/748, 767, 795, 819, 840, 846, 866, 871-908; 455/90.2, 90.3, 91, 128, 269, 344, 347, 562.1
See application file for complete search history.

(56) **References Cited**

U.S. PATENT DOCUMENTS

D219,592 S * 12/1970 Gibbons D14/233
D227,785 S * 7/1973 Kaysen D14/233
D260,895 S * 9/1981 Luedtke et al. D14/233

D315,563 S * 3/1991 Takizawa D14/233
5,552,798 A * 9/1996 Dietrich et al. 343/893
D467,242 S * 12/2002 Warner et al. D14/230
D470,480 S * 2/2003 Ikeda D14/230
D535,648 S * 1/2007 Miura D14/233
D548,730 S * 8/2007 Inoue D14/230
D574,369 S * 8/2008 Oliver D14/230
D611,460 S * 3/2010 Chao D14/230
D631,873 S * 2/2011 Jin D14/231
2007/0210972 A1 * 9/2007 Robin et al. 343/705

* cited by examiner

Primary Examiner — John Windmuller

(74) *Attorney, Agent, or Firm* — Babcock IP, PLLC

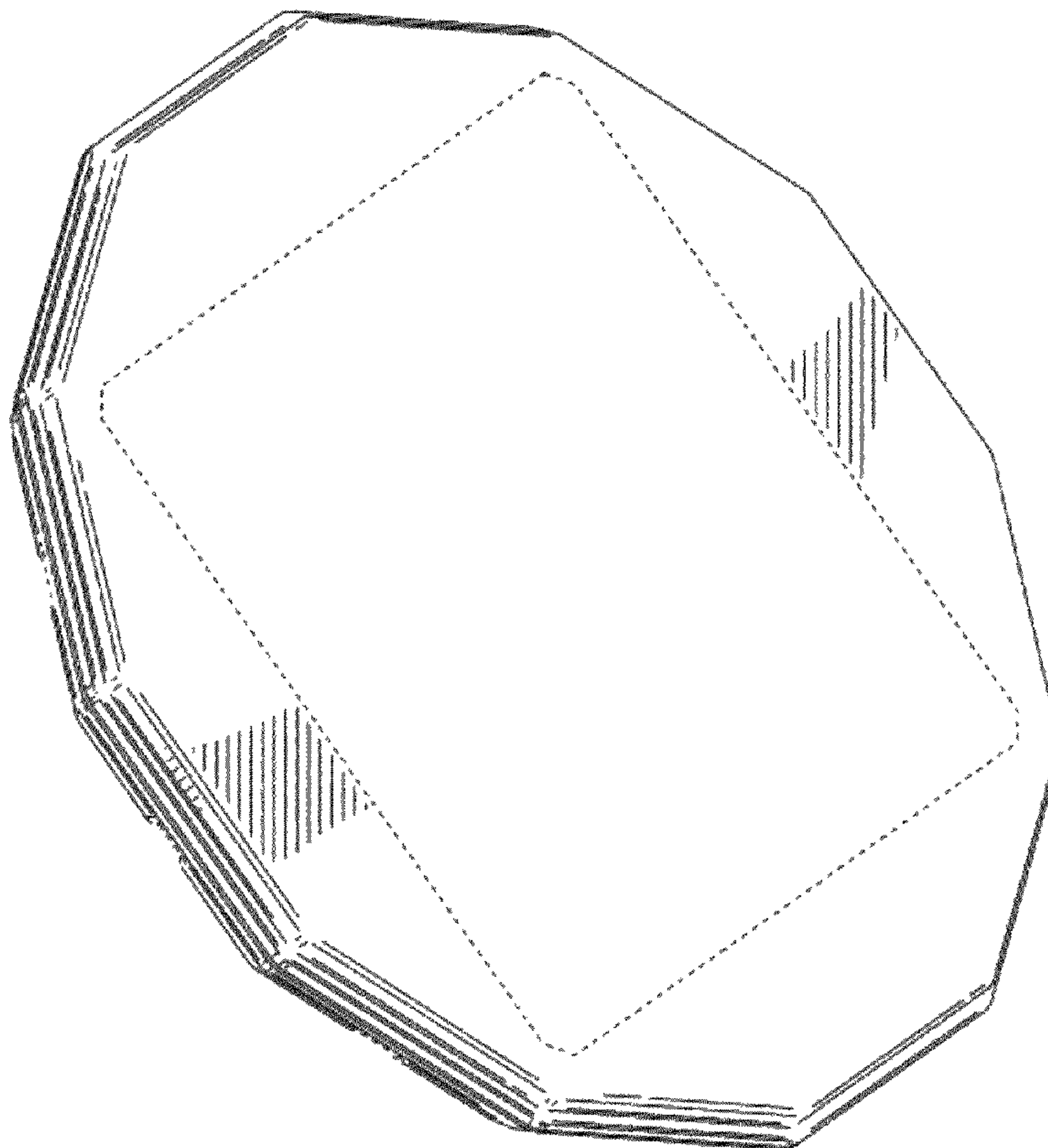
(57) **CLAIM**

The ornamental design for a 12-sided flat panel array antenna, as shown and described.

DESCRIPTION

FIG. 1 is a perspective front view of the antenna.
FIG. 2 is a perspective back view of the antenna.
FIG. 3 is a front view of the antenna.
FIG. 4 is a left side view of the antenna, the right side being a mirror image; and,
FIG. 5 is a back view of the antenna.
The broken lines showing a radome, radio mount and fastener connections are for environmental purposes only and form no part of the claimed design.

1 Claim, 5 Drawing Sheets



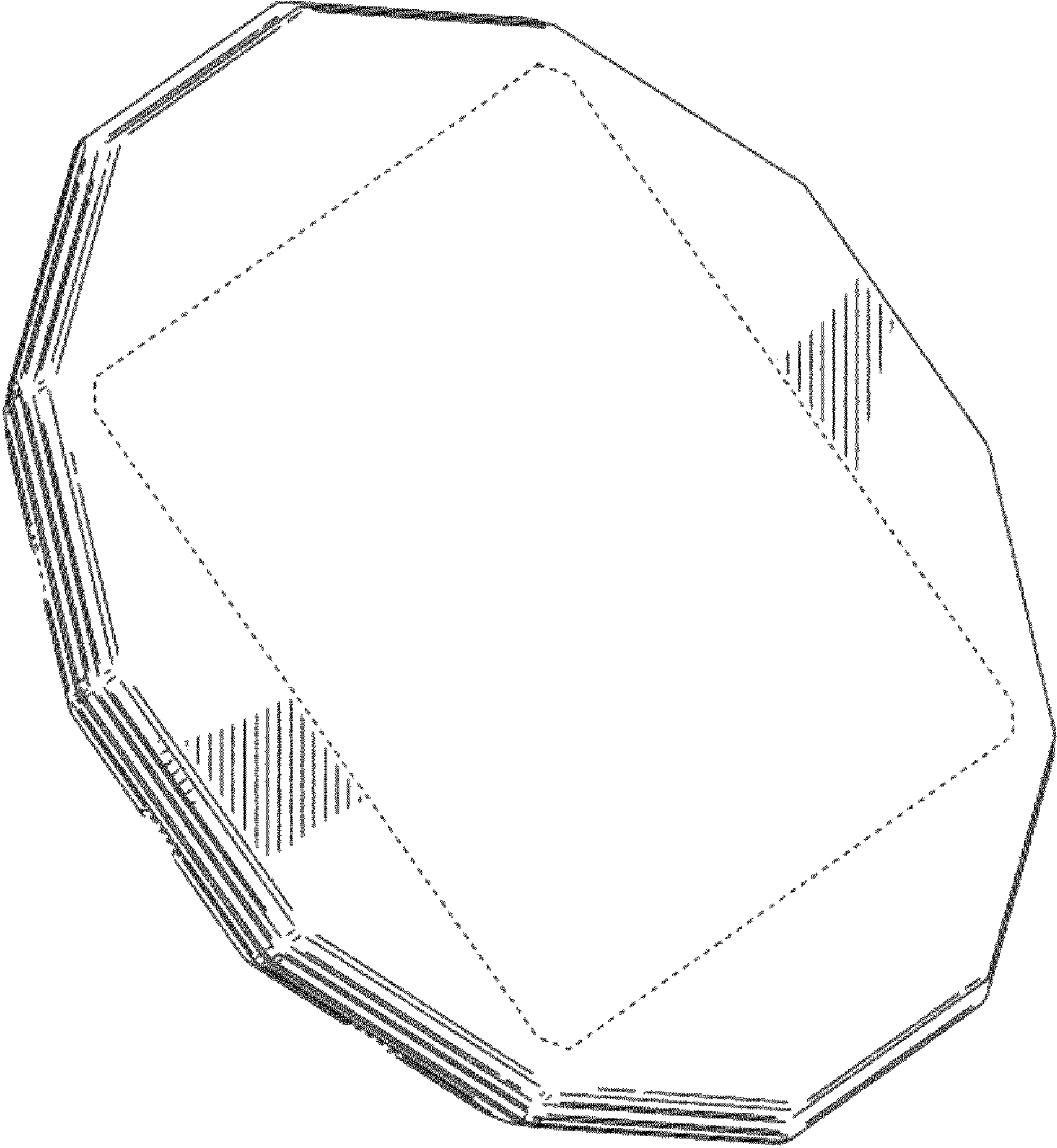


FIG. 1

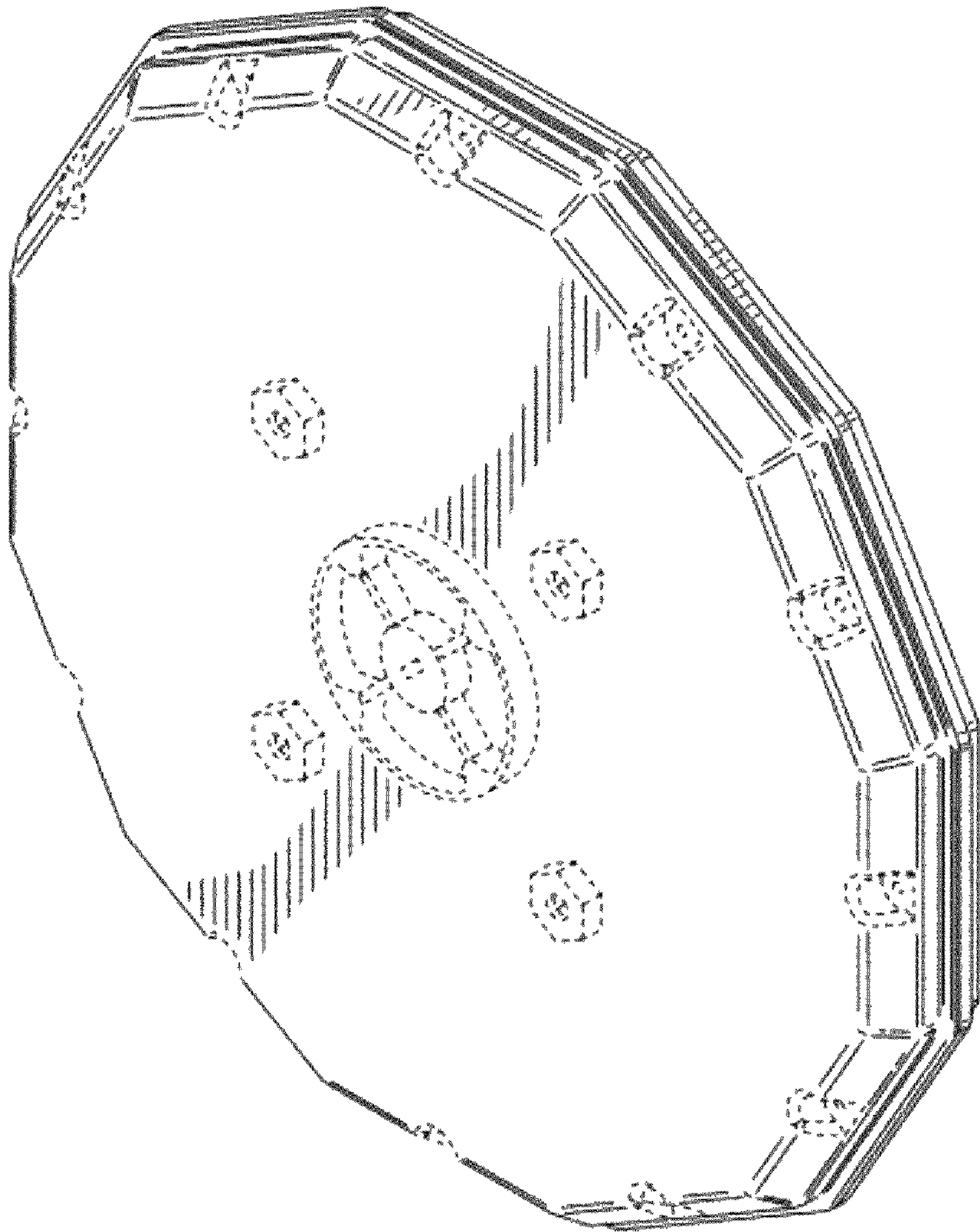


FIG. 2

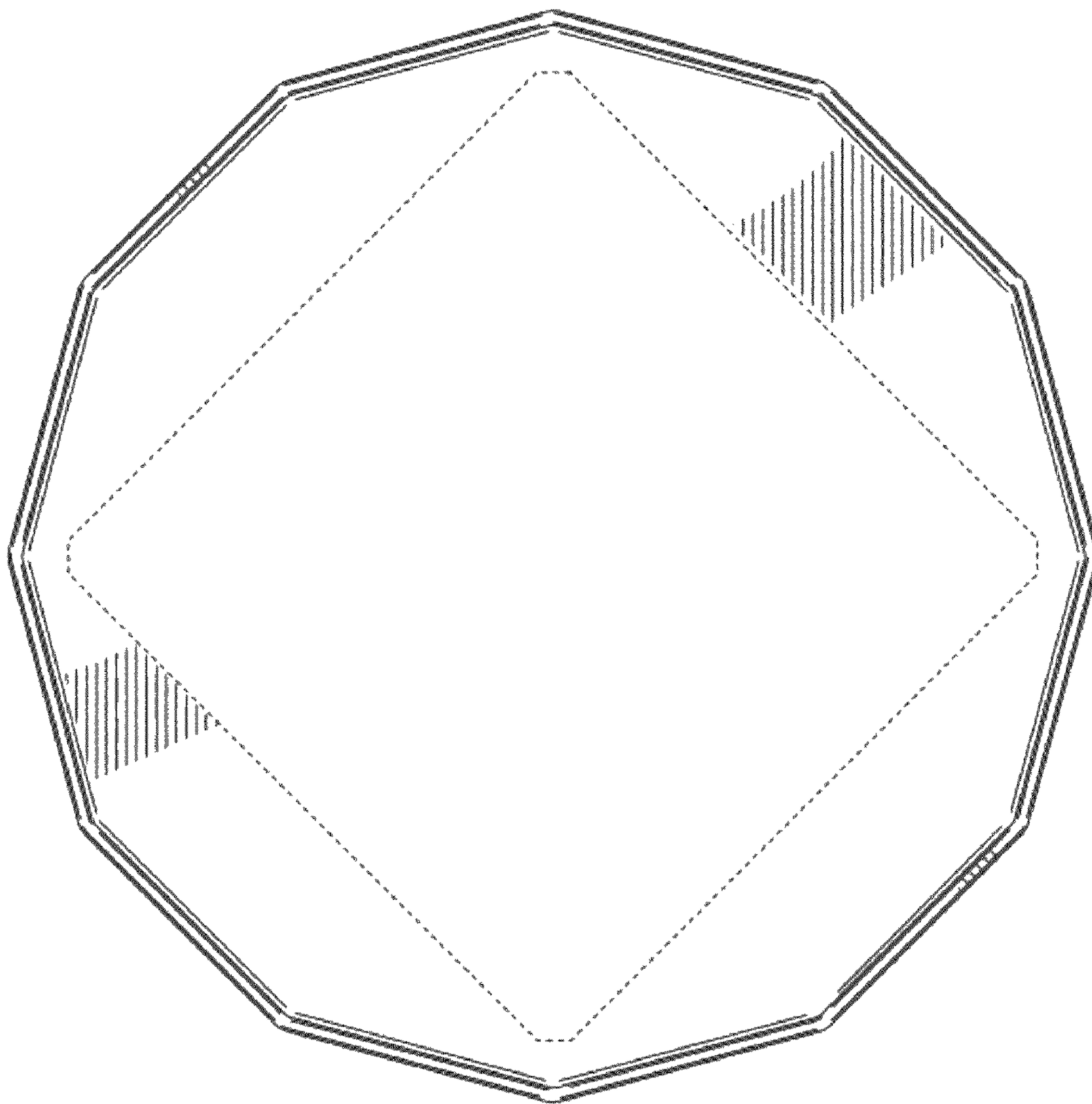


FIG. 3

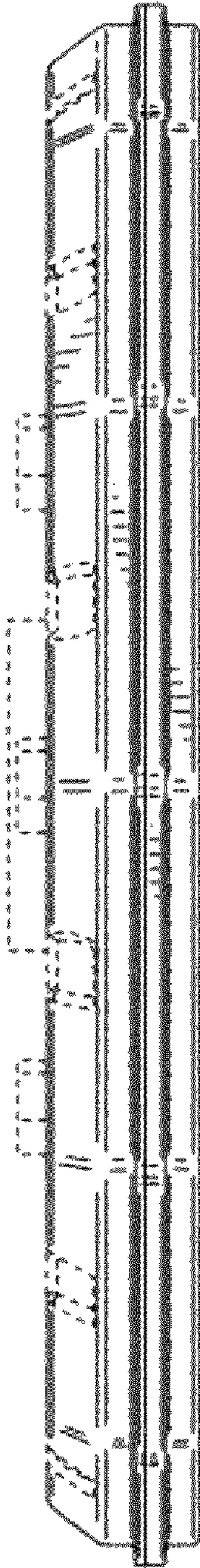


FIG. 4

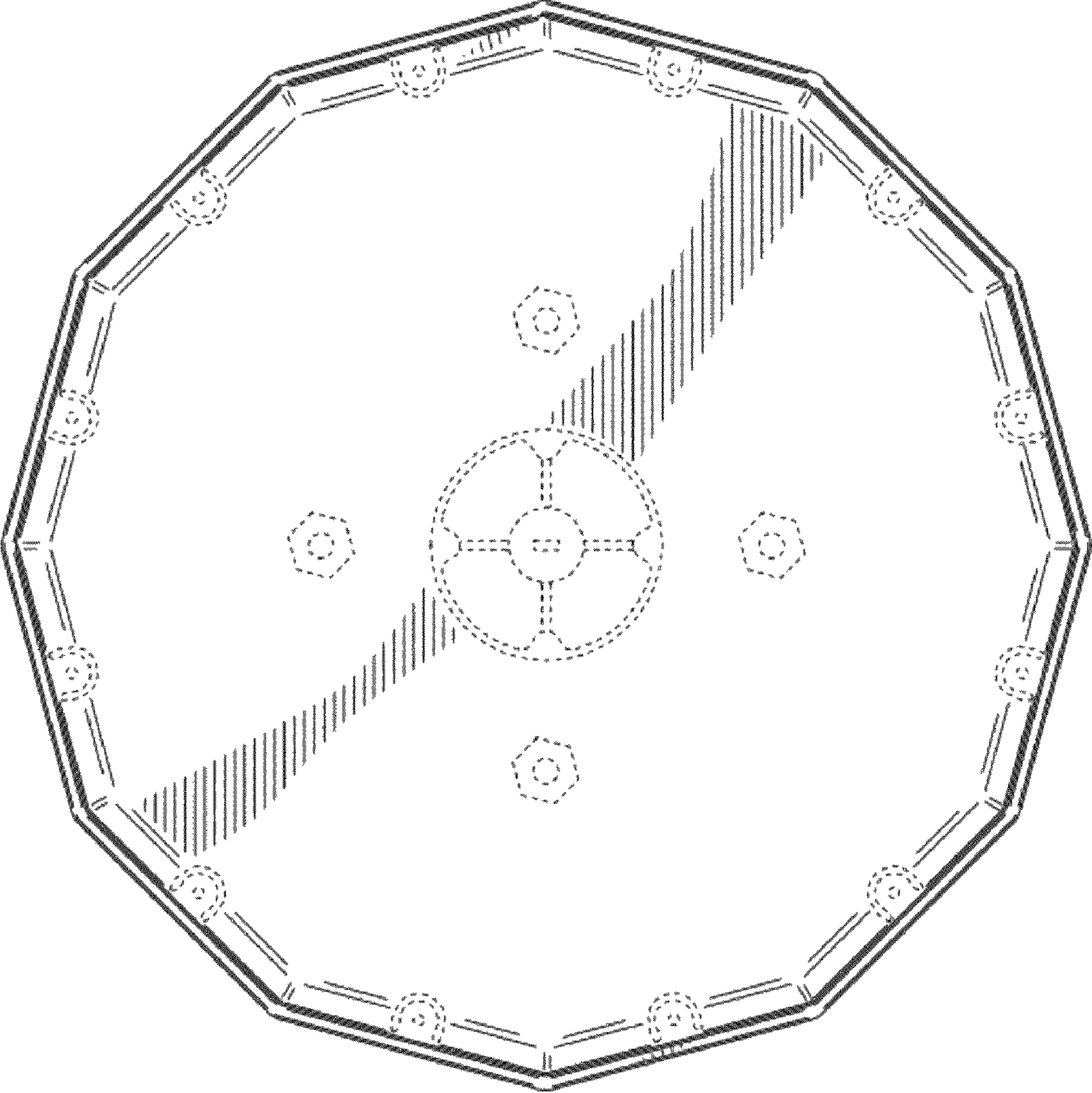


FIG. 5